



Sunshine Coast QLD Professional

Race 3: BELTECH ENGINEERING Class 4 Handicap - 1800m



27 August 2023 - 14:02

Track Rating: Good 4, Weather: Fine, Rail Position: +7m

Section		Overall	1600m	1400m	1200m	1000m	800m	600m	Last 600m				
Field Times		1:50.54 (0:13.83)	1:36.71 (0:11.49)	1:25.22 (0:12.02)	1:13.20 (0:12.64)	1:00.56 (0:12.89)	0:47.67 (0:12.78)	0:34.89 (0:12.09)	0:34.89				
Rank	TAB Horse/Jockey	Barrier	Top Speed [km/h]	Fastest Section									Distance Travelled [m]
1	4 HYDE Damien Thornton	2	66.4 400m	0:10.96 400m	1:50.54 [1] (0:14.28)	1:36.26 [5] (0:11.88)	1:24.38 [5] (0:12.07)	1:12.31 [5] (0:12.57)	0:59.74 [6] (0:12.94)	0:46.80 [5] (0:12.58)	0:34.22 [5] (0:11.80)	0:34.22	
2	6 CONTRIBUTE Ben Thompson	6	66.6 400m	0:11.04 400m	1:50.56 [2] (0:14.48)	1:36.08 [6] (0:11.75)	1:24.33 [6] (0:12.04)	1:12.29 [6] (0:12.53)	0:59.76 [5] (0:12.98)	0:46.78 [6] (0:12.59)	0:34.19 [6] (0:11.71)	0:34.19	+6
3	3 MAKEDON Kyle Wilson-Taylor	1	64.3 Overall	0:11.36 400m	1:50.99 [3] (0:13.83)	1:37.16 [1] (0:11.49)	1:25.67 [1] (0:12.02)	1:13.65 [1] (0:12.64)	1:01.01 [1] (0:12.89)	0:48.12 [1] (0:12.78)	0:35.34 [1] (0:12.09)	0:35.34	-1
4	7 LATELY Mark Du Plessis	9	66.0 400m	0:11.08 400m	1:51.02 [4] (0:14.67)	1:36.35 [7] (0:11.82)	1:24.53 [8] (0:12.01)	1:12.52 [8] (0:12.56)	0:59.96 [8] (0:12.92)	0:47.04 [8] (0:12.50)	0:34.54 [7] (0:11.74)	0:34.54	+6
5	2 NAMAKWA James Orman	7	64.0 400m	0:11.39 400m	1:51.27 [5] (0:13.95)	1:37.32 [2] (0:11.54)	1:25.78 [2] (0:12.06)	1:13.72 [2] (0:12.59)	1:01.13 [2] (0:12.99)	0:48.14 [2] (0:12.77)	0:35.37 [2] (0:11.96)	0:35.37	+6
6	9 UNCONVENTIONALLADY Tiffani Brooker	3	64.2 400m	0:11.38 400m	1:51.76 [6] (0:14.05)	1:37.71 [3] (0:11.76)	1:25.95 [3] (0:12.05)	1:13.90 [3] (0:12.67)	1:01.23 [4] (0:12.88)	0:48.35 [3] (0:12.64)	0:35.71 [3] (0:11.97)	0:35.71	+2
7	10 AMBER BLONDE Sean Cormack	5	64.8 400m	0:11.31 400m	1:51.89 [7] (0:14.70)	1:37.19 [8] (0:11.72)	1:25.47 [7] (0:12.02)	1:13.45 [7] (0:12.56)	1:00.89 [7] (0:12.94)	0:47.95 [7] (0:12.57)	0:35.38 [8] (0:11.85)	0:35.38	-1
8	5 SUMMER IN SIAM Jag Guthmann-Chester	10	64.5 400m	0:11.48 400m	1:52.12 [8] (0:14.11)	1:38.01 [4] (0:11.80)	1:26.21 [4] (0:12.02)	1:14.19 [4] (0:12.58)	1:01.61 [3] (0:12.93)	0:48.68 [4] (0:12.71)	0:35.97 [4] (0:11.90)	0:35.97	+5
9	8 LUVYOUANYTIME Nathan Thomas	4	63.5 400m	0:11.41 400m	1:52.23 [9] (0:15.16)	1:37.07 [9] (0:11.76)	1:25.31 [9] (0:12.01)	1:13.30 [9] (0:12.36)	1:00.94 [9] (0:12.91)	0:48.03 [9] (0:12.54)	0:35.49 [9] (0:12.04)	0:35.49	+2

Scratched: Menazzi (#1)

[] Ranking at each section and finish
 -:-:- No data available at this section
 NA No data available

SCN Saddle cloth number
 DNF Did not finish
 DNT Did not track



Sunshine Coast QLD Professional
Race 3: BELTECH ENGINEERING Class 4 Handicap - 1800m
27 August 2023 - 14:02



Track Rating: Good 4, Weather: Fine, Rail Position: +7m

Section				400m	200m			Last 600m		
Field Times				0:22.80 (0:11.34)	0:11.46 (0:11.46)			0:34.89		
Rank	TAB	Horse/Jockey	Barrier	Top Speed [km/h]	Fastest Section	Margin				Distance Travelled [m]
1	4	HYDE Damien Thornton	2	66.4 400m	0:10.96 400m	0:22.42 [6] (0:10.96)	0:11.46 [1] (0:11.46)	1:50.54	0:34.22	
2	6	CONTRIBUTE Ben Thompson	6	66.6 400m	0:11.04 400m	0:22.48 [5] (0:11.04)	0:11.44 [3] (0:11.44)	0.1L	0:34.19	+6
3	3	MAKEDON Kyle Wilson-Taylor	1	64.3 Overall	0:11.36 400m	0:23.25 [1] (0:11.36)	0:11.89 [2] (0:11.89)	2.6L	0:35.34	-1
4	7	LATELY Mark Du Plessis	9	66.0 400m	0:11.08 400m	0:22.80 [7] (0:11.08)	0:11.72 [5] (0:11.72)	2.8L	0:34.54	+6
5	2	NAMAKWA James Orman	7	64.0 400m	0:11.39 400m	0:23.41 [2] (0:11.39)	0:12.02 [4] (0:12.02)	4.1L	0:35.37	+6
6	9	UNCONVENTIONALLADY Tiffani Brooker	3	64.2 400m	0:11.38 400m	0:23.74 [3] (0:11.38)	0:12.36 [6] (0:12.36)	6.9L	0:35.71	+2
7	10	AMBER BLONDE Sean Cormack	5	64.8 400m	0:11.31 400m	0:23.53 [8] (0:11.31)	0:12.22 [8] (0:12.22)	7.4L	0:35.38	-1
8	5	SUMMER IN SIAM Jag Guthmann-Chester	10	64.5 400m	0:11.48 400m	0:24.07 [4] (0:11.48)	0:12.59 [7] (0:12.59)	8.7L	0:35.97	+5
9	8	LUVYOUANYTIME Nathan Thomas	4	63.5 400m	0:11.41 400m	0:23.45 [9] (0:11.41)	0:12.04 [9] (0:12.04)	9.2L	0:35.49	+2

Scratched: Menazzi (#1)

[] Ranking at each section and finish
 -:-:- No data available at this section
 NA No data available

SCN Saddle cloth number
 DNF Did not finish
 DNT Did not track



Horse/Jockey Name	Hyde
Final Rank	1
Fastest Section Time (Section)	0:10.96 (400m)
Top Speed [km/h] (Section)	66.4 (400m)
Race State	Finished



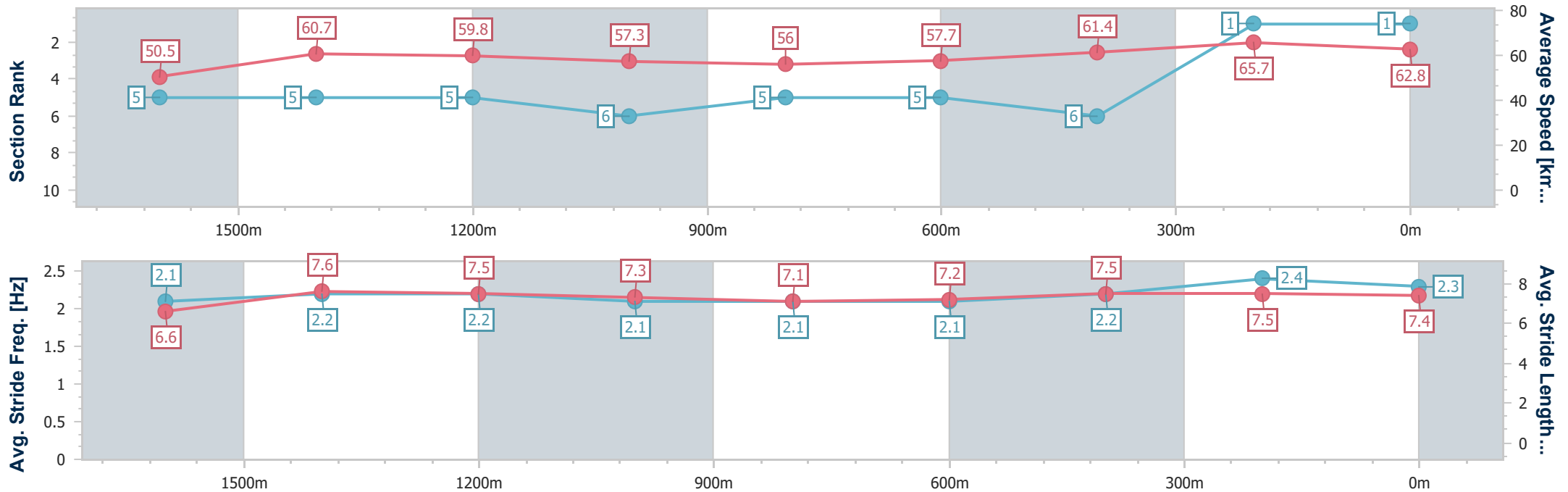
Sunshine Coast QLD Professional
 Race 3: BELTECH ENGINEERING Class 4 Handicap - 1800m



27 August 2023 - 14:02

Track Rating: Good 4, Weather: Fine, Rail Position: +7m

Section	Overall	1600m	1400m	1200m	1000m	800m	600m	400m	200m			
Section Times	1:50.54 [1] (0:14.28)	1:36.26 [5] (0:11.88)	1:24.38 [5] (0:12.07)	1:12.31 [5] (0:12.57)	0:59.74 [6] (0:12.94)	0:46.80 [5] (0:12.58)	0:34.22 [5] (0:11.80)	0:22.42 [6] (0:10.96)	0:11.46 [1] (0:11.46)			
Average Speed [km/h]	50.5	60.7	59.8	57.3	56.0	57.7	61.4	65.7	62.8			
Top Speed [km/h]	62.3	61.7	61.2	58.6	56.4	59.0	64.3	66.4	65.5			
Avg. Dist. to Rail [m]	2.4	0.8	0.9	1.4	2.0	1.5	0.7	1.3	2.0			
Avg. Stride Freq. [Hz]	2.1	2.2	2.2	2.1	2.1	2.1	2.2	2.4	2.3			
Avg. Stride Length [m]	6.6	7.6	7.5	7.3	7.1	7.2	7.5	7.5	7.4			



- [] Ranking at each section and finish
- .-.- No data available at this section
- NA No data available



Horse/Jockey Name	Contribute
Final Rank	2
Fastest Section Time (Section)	0:11.04 (400m)
Top Speed [km/h] (Section)	66.6 (400m)
Race State	Finished



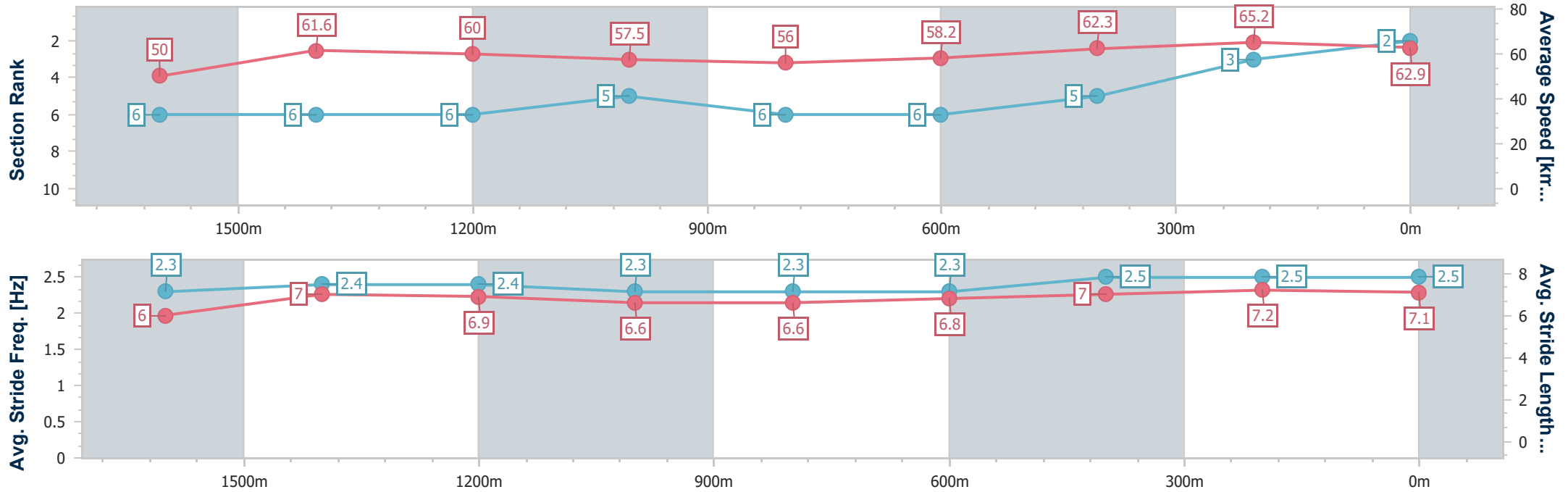
Sunshine Coast QLD Professional
 Race 3: BELTECH ENGINEERING Class 4 Handicap - 1800m



27 August 2023 - 14:02

Track Rating: Good 4, Weather: Fine, Rail Position: +7m

Section	Overall	1600m	1400m	1200m	1000m	800m	600m	400m	200m			
Section Times	1:50.56 [2] (0:14.48)	1:36.08 [6] (0:11.75)	1:24.33 [6] (0:12.04)	1:12.29 [6] (0:12.53)	0:59.76 [5] (0:12.98)	0:46.78 [6] (0:12.59)	0:34.19 [6] (0:11.71)	0:22.48 [5] (0:11.04)	0:11.44 [3] (0:11.44)			
Average Speed [km/h]	50.0	61.6	60.0	57.5	56.0	58.2	62.3	65.2	62.9			
Top Speed [km/h]	62.8	62.8	61.8	59.0	57.1	59.4	64.8	66.6	64.5			
Avg. Dist. to Rail [m]	4.7	1.6	1.9	3.1	3.1	2.7	2.5	3.7	4.4			
Avg. Stride Freq. [Hz]	2.3	2.4	2.4	2.3	2.3	2.3	2.5	2.5	2.5			
Avg. Stride Length [m]	6.0	7.0	6.9	6.6	6.6	6.8	7.0	7.2	7.1			



- [] Ranking at each section and finish
- .-.- No data available at this section
- NA No data available



Horse/Jockey Name	Makedon
Final Rank	3
Fastest Section Time (Section)	0:11.36 (400m)
Top Speed [km/h] (Section)	64.3 (Overall)
Race State	Finished



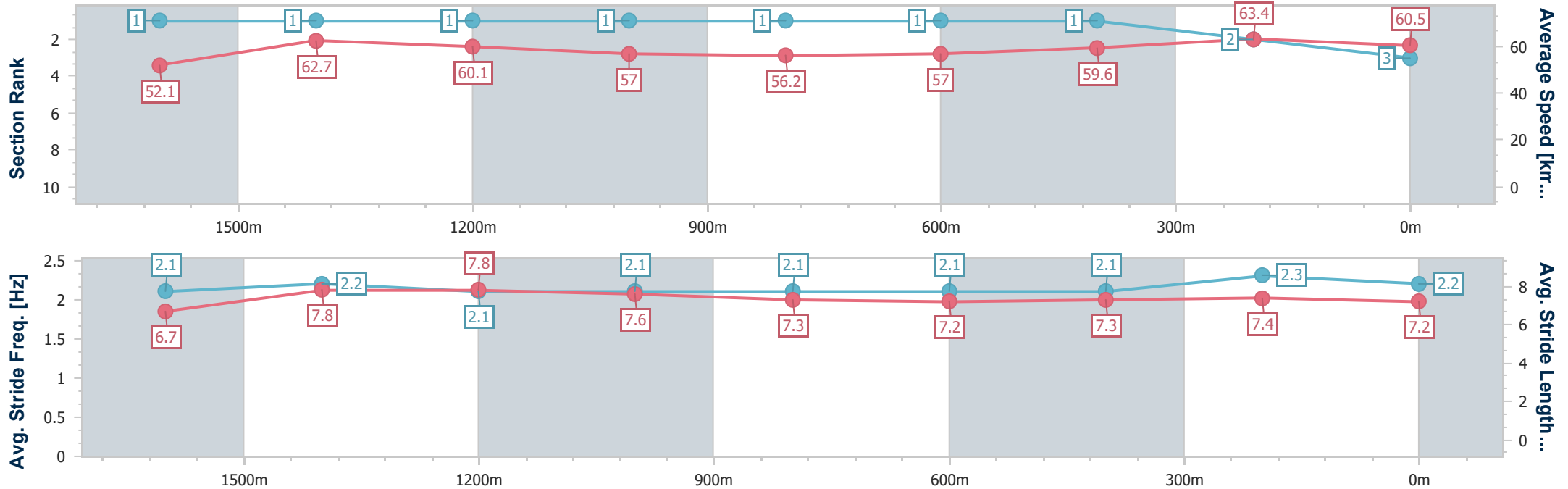
Sunshine Coast QLD Professional
 Race 3: BELTECH ENGINEERING Class 4 Handicap - 1800m



27 August 2023 - 14:02

Track Rating: Good 4, Weather: Fine, Rail Position: +7m

Section	Overall	1600m	1400m	1200m	1000m	800m	600m	400m	200m			
Section Times	1:50.99 [3] (0:13.83)	1:37.16 [1] (0:11.49)	1:25.67 [1] (0:12.02)	1:13.65 [1] (0:12.64)	1:01.01 [1] (0:12.89)	0:48.12 [1] (0:12.78)	0:35.34 [1] (0:12.09)	0:23.25 [1] (0:11.36)	0:11.89 [2] (0:11.89)			
Average Speed [km/h]	52.1	62.7	60.1	57.0	56.2	57.0	59.6	63.4	60.5			
Top Speed [km/h]	64.3	63.8	62.2	57.8	57.1	58.3	62.4	64.2	62.7			
Avg. Dist. to Rail [m]	1.9	0.6	1.0	1.9	2.3	1.6	0.4	0.4	1.2			
Avg. Stride Freq. [Hz]	2.1	2.2	2.1	2.1	2.1	2.1	2.1	2.3	2.2			
Avg. Stride Length [m]	6.7	7.8	7.8	7.6	7.3	7.2	7.3	7.4	7.2			



- [] Ranking at each section and finish
- .-.- No data available at this section
- NA No data available



Horse/Jockey Name	Lately
Final Rank	4
Fastest Section Time (Section)	0:11.08 (400m)
Top Speed [km/h] (Section)	66.0 (400m)
Race State	Finished



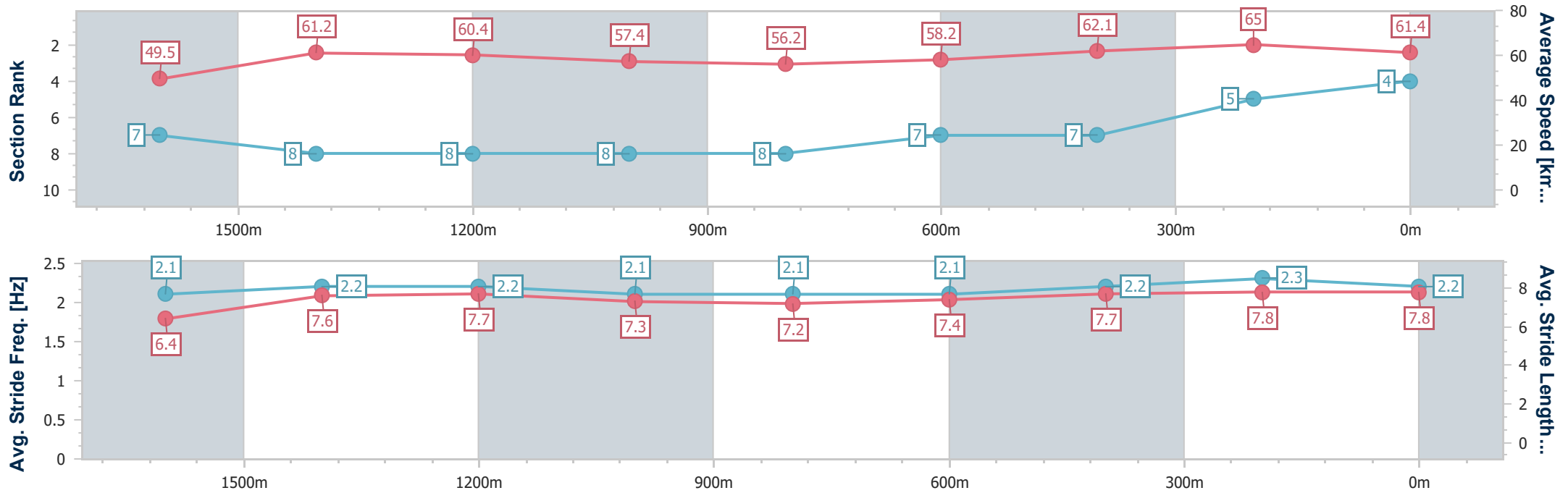
Sunshine Coast QLD Professional
 Race 3: BELTECH ENGINEERING Class 4 Handicap - 1800m



27 August 2023 - 14:02

Track Rating: Good 4, Weather: Fine, Rail Position: +7m

Section	Overall	1600m	1400m	1200m	1000m	800m	600m	400m	200m			
Section Times	1:51.02 [4] (0:14.67)	1:36.35 [7] (0:11.82)	1:24.53 [8] (0:12.01)	1:12.52 [8] (0:12.56)	0:59.96 [8] (0:12.92)	0:47.04 [8] (0:12.50)	0:34.54 [7] (0:11.74)	0:22.80 [7] (0:11.08)	0:11.72 [5] (0:11.72)			
Average Speed [km/h]	49.5	61.2	60.4	57.4	56.2	58.2	62.1	65.0	61.4			
Top Speed [km/h]	61.1	62.7	61.3	59.2	57.1	60.2	64.4	66.0	64.0			
Avg. Dist. to Rail [m]	6.0	2.3	2.4	3.0	3.0	2.1	1.8	4.7	4.6			
Avg. Stride Freq. [Hz]	2.1	2.2	2.2	2.1	2.1	2.1	2.2	2.3	2.2			
Avg. Stride Length [m]	6.4	7.6	7.7	7.3	7.2	7.4	7.7	7.8	7.8			



- [] Ranking at each section and finish
- .-.- No data available at this section
- NA No data available



Horse/Jockey Name	Namakwa
Final Rank	5
Fastest Section Time (Section)	0:11.39 (400m)
Top Speed [km/h] (Section)	64.0 (400m)
Race State	Finished



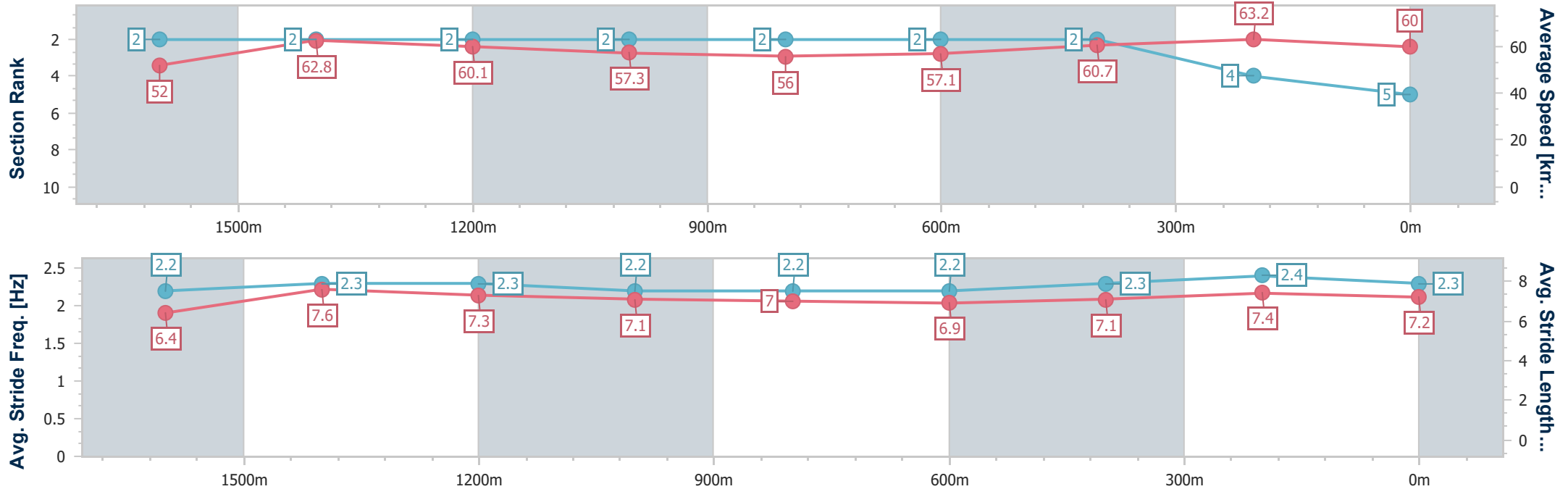
Sunshine Coast QLD Professional
 Race 3: BELTECH ENGINEERING Class 4 Handicap - 1800m



27 August 2023 - 14:02

Track Rating: Good 4, Weather: Fine, Rail Position: +7m

Section	Overall	1600m	1400m	1200m	1000m	800m	600m	400m	200m
Section Times	1:51.27 [5] (0:13.95)	1:37.32 [2] (0:11.54)	1:25.78 [2] (0:12.06)	1:13.72 [2] (0:12.59)	1:01.13 [2] (0:12.99)	0:48.14 [2] (0:12.77)	0:35.37 [2] (0:11.96)	0:23.41 [2] (0:11.39)	0:12.02 [4] (0:12.02)
Average Speed [km/h]	52.0	62.8	60.1	57.3	56.0	57.1	60.7	63.2	60.0
Top Speed [km/h]	63.9	63.0	62.5	58.0	57.1	58.4	62.4	64.0	62.6
Avg. Dist. to Rail [m]	6.1	2.2	2.3	2.8	2.9	2.6	1.3	3.1	5.5
Avg. Stride Freq. [Hz]	2.2	2.3	2.3	2.2	2.2	2.2	2.3	2.4	2.3
Avg. Stride Length [m]	6.4	7.6	7.3	7.1	7.0	6.9	7.1	7.4	7.2



- [] Ranking at each section and finish
- .-.- No data available at this section
- NA No data available



Horse/Jockey Name	Unconventionallady
Final Rank	6
Fastest Section Time (Section)	0:11.38 (400m)
Top Speed [km/h] (Section)	64.2 (400m)
Race State	Finished



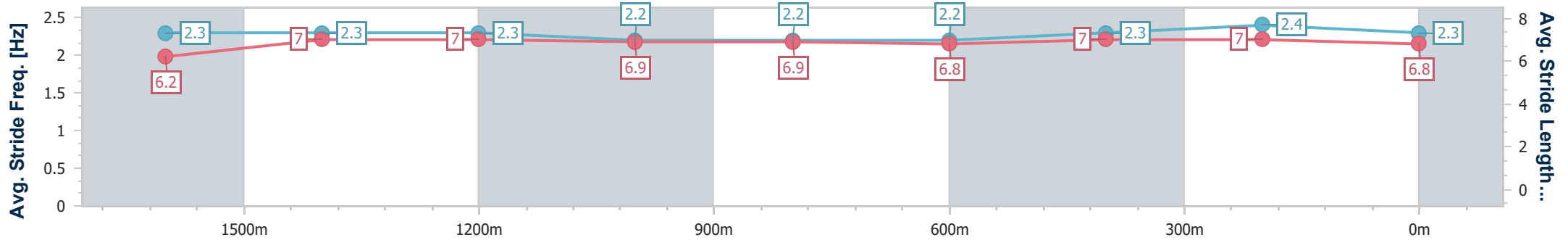
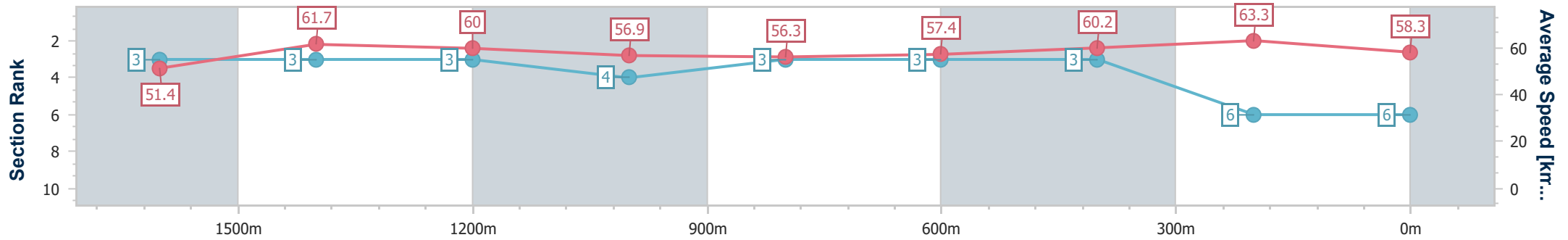
Sunshine Coast QLD Professional
 Race 3: BELTECH ENGINEERING Class 4 Handicap - 1800m



27 August 2023 - 14:02

Track Rating: Good 4, Weather: Fine, Rail Position: +7m

Section	Overall	1600m	1400m	1200m	1000m	800m	600m	400m	200m
Section Times	1:51.76 [6] (0:14.05)	1:37.71 [3] (0:11.76)	1:25.95 [3] (0:12.05)	1:13.90 [3] (0:12.67)	1:01.23 [4] (0:12.88)	0:48.35 [3] (0:12.64)	0:35.71 [3] (0:11.97)	0:23.74 [3] (0:11.38)	0:12.36 [6] (0:12.36)
Average Speed [km/h]	51.4	61.7	60.0	56.9	56.3	57.4	60.2	63.3	58.3
Top Speed [km/h]	62.7	62.6	61.9	57.4	56.8	59.0	62.8	64.2	61.6
Avg. Dist. to Rail [m]	3.9	2.4	2.2	2.3	2.1	1.3	0.3	0.3	1.1
Avg. Stride Freq. [Hz]	2.3	2.3	2.3	2.2	2.2	2.2	2.3	2.4	2.3
Avg. Stride Length [m]	6.2	7.0	7.0	6.9	6.9	6.8	7.0	7.0	6.8



- [] Ranking at each section and finish
- .-.- No data available at this section
- NA No data available



Horse/Jockey Name	Amber Blonde
Final Rank	7
Fastest Section Time (Section)	0:11.31 (400m)
Top Speed [km/h] (Section)	64.8 (400m)
Race State	Finished



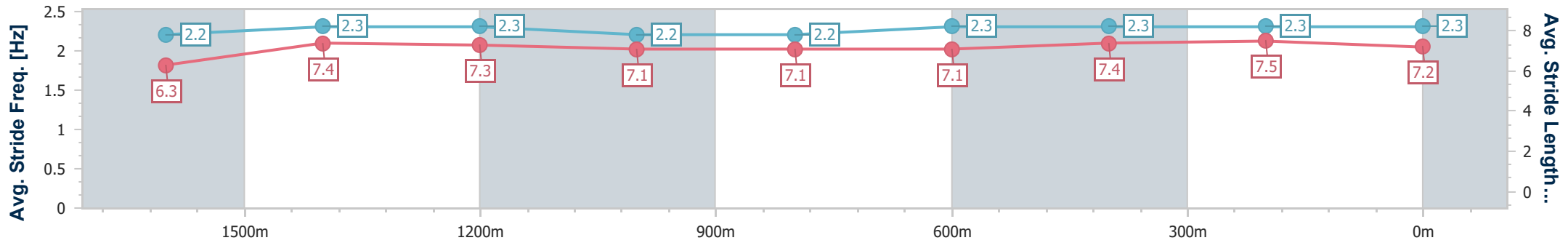
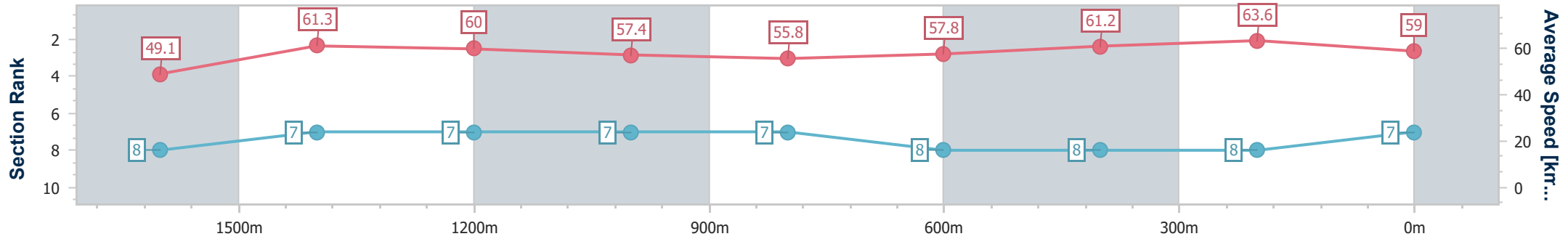
Sunshine Coast QLD Professional
 Race 3: BELTECH ENGINEERING Class 4 Handicap - 1800m



27 August 2023 - 14:02

Track Rating: Good 4, Weather: Fine, Rail Position: +7m

Section	Overall	1600m	1400m	1200m	1000m	800m	600m	400m	200m			
Section Times	1:51.89 [7] (0:14.70)	1:37.19 [8] (0:11.72)	1:25.47 [7] (0:12.02)	1:13.45 [7] (0:12.56)	1:00.89 [7] (0:12.94)	0:47.95 [7] (0:12.57)	0:35.38 [8] (0:11.85)	0:23.53 [8] (0:11.31)	0:12.22 [8] (0:12.22)			
Average Speed [km/h]	49.1	61.3	60.0	57.4	55.8	57.8	61.2	63.6	59.0			
Top Speed [km/h]	63.1	62.7	60.9	58.8	57.0	59.1	64.0	64.8	61.8			
Avg. Dist. to Rail [m]	3.2	0.4	0.5	1.2	1.4	1.5	1.0	2.1	2.5			
Avg. Stride Freq. [Hz]	2.2	2.3	2.3	2.2	2.2	2.3	2.3	2.3	2.3			
Avg. Stride Length [m]	6.3	7.4	7.3	7.1	7.1	7.1	7.4	7.5	7.2			



- [] Ranking at each section and finish
- .-.- No data available at this section
- NA No data available



Horse/Jockey Name	Summer In Siam
Final Rank	8
Fastest Section Time (Section)	0:11.48 (400m)
Top Speed [km/h] (Section)	64.5 (400m)
Race State	Finished



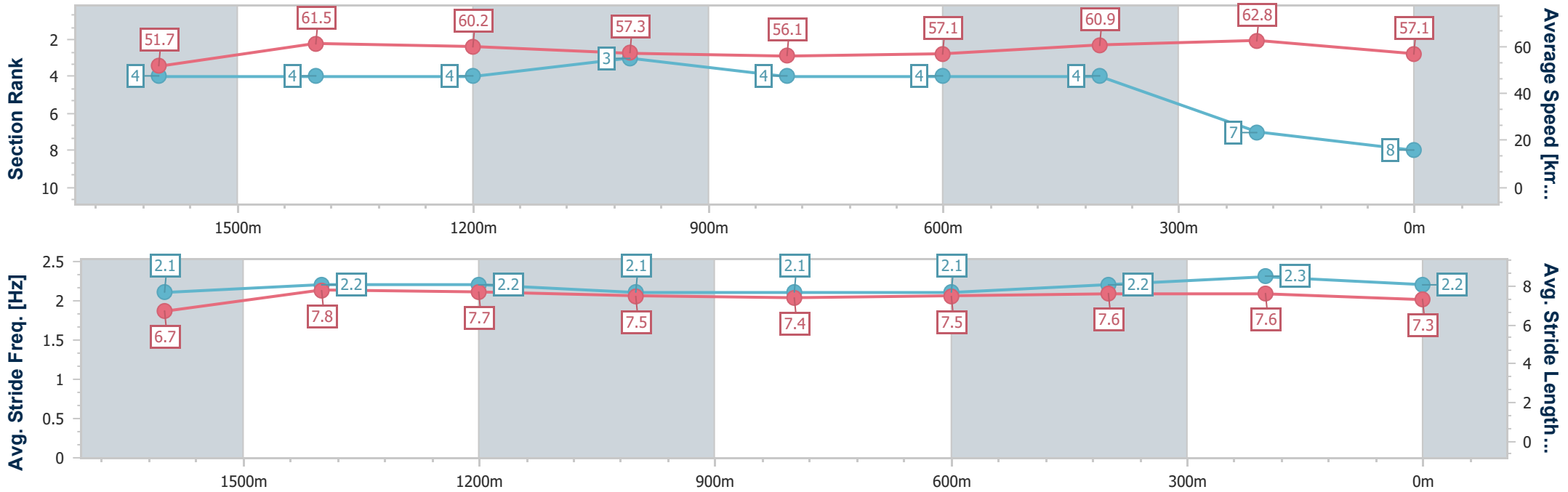
Sunshine Coast QLD Professional
 Race 3: BELTECH ENGINEERING Class 4 Handicap - 1800m



27 August 2023 - 14:02

Track Rating: Good 4, Weather: Fine, Rail Position: +7m

Section	Overall	1600m	1400m	1200m	1000m	800m	600m	400m	200m			
Section Times	1:52.12 [8] (0:14.11)	1:38.01 [4] (0:11.80)	1:26.21 [4] (0:12.02)	1:14.19 [4] (0:12.58)	1:01.61 [3] (0:12.93)	0:48.68 [4] (0:12.71)	0:35.97 [4] (0:11.90)	0:24.07 [4] (0:11.48)	0:12.59 [7] (0:12.59)			
Average Speed [km/h]	51.7	61.5	60.2	57.3	56.1	57.1	60.9	62.8	57.1			
Top Speed [km/h]	63.3	62.3	61.6	58.1	57.0	58.2	63.2	64.5	60.9			
Avg. Dist. to Rail [m]	7.8	2.1	1.8	2.1	2.0	1.7	1.1	3.2	3.5			
Avg. Stride Freq. [Hz]	2.1	2.2	2.2	2.1	2.1	2.1	2.2	2.3	2.2			
Avg. Stride Length [m]	6.7	7.8	7.7	7.5	7.4	7.5	7.6	7.6	7.3			



- [] Ranking at each section and finish
- .-.- No data available at this section
- NA No data available



Horse/Jockey Name	Luvyouanytime
Final Rank	9
Fastest Section Time (Section)	0:11.41 (400m)
Top Speed [km/h] (Section)	63.5 (400m)
Race State	Finished



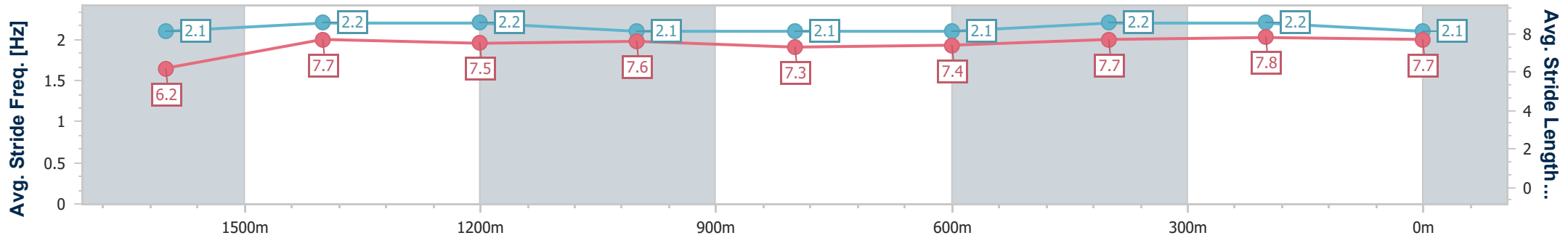
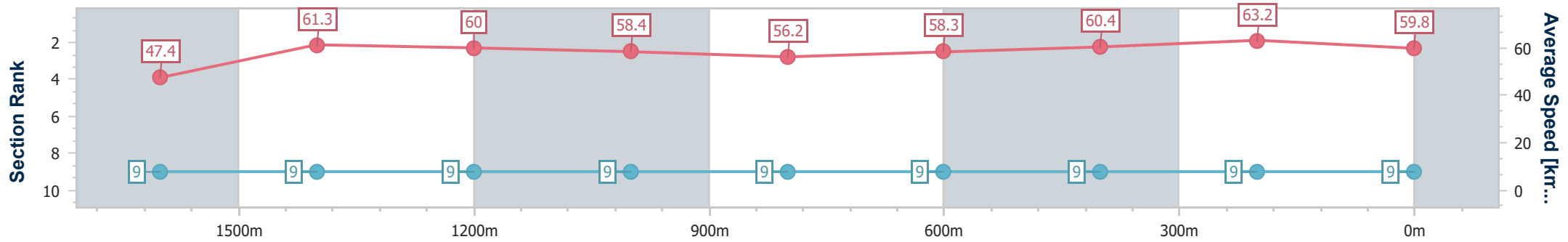
Sunshine Coast QLD Professional
Race 3: BELTECH ENGINEERING Class 4 Handicap - 1800m



27 August 2023 - 14:02

Track Rating: Good 4, Weather: Fine, Rail Position: +7m

Section	Overall	1600m	1400m	1200m	1000m	800m	600m	400m	200m				
Section Times	1:52.23 [9] (0:15.16)	1:37.07 [9] (0:11.76)	1:25.31 [9] (0:12.01)	1:13.30 [9] (0:12.36)	1:00.94 [9] (0:12.91)	0:48.03 [9] (0:12.54)	0:35.49 [9] (0:12.04)	0:23.45 [9] (0:11.41)	0:12.04 [9] (0:12.04)				
Average Speed [km/h]	47.4	61.3	60.0	58.4	56.2	58.3	60.4	63.2	59.8				
Top Speed [km/h]	60.1	61.9	61.3	60.2	57.4	59.7	62.4	63.5	62.3				
Avg. Dist. to Rail [m]	2.6	0.6	0.8	1.9	2.5	2.5	1.9	4.0	4.5				
Avg. Stride Freq. [Hz]	2.1	2.2	2.2	2.1	2.1	2.1	2.2	2.2	2.1				
Avg. Stride Length [m]	6.2	7.7	7.5	7.6	7.3	7.4	7.7	7.8	7.7				



- [] Ranking at each section and finish
- .-.- No data available at this section
- NA No data available