



Doomben QLD Professional

Race 4: SKY RACING BENCHMARK 68 Handicap - 2060m

30 August 2023 - 14:18



BRISBANE
RACING CLUB

Track Rating: Good 4, Weather: Fine, Rail Position: +10m Entire Course

Section													Overall	1800m	1600m	1400m	1200m	1000m	800m	Last 600m
Field Times													2:08.65 (0:18.05)	1:50.60 (0:12.76)	1:37.84 (0:12.75)	1:25.09 (0:12.97)	1:12.12 (0:12.76)	0:59.36 (0:12.82)	0:46.54 (0:12.11)	0:34.43
Rank	TAB	Horse/Jockey	Barrier	Top Speed [km/h]	Fastest Section								Distance Travelled [m]							
1	7	MIGHTY WILLIE James Orman	8	67.8 400m	0:10.99 400m	2:08.65 [1] (0:19.03)	1:49.62 [7] (0:12.73)	1:36.89 [7] (0:12.87)	1:24.02 [7] (0:12.88)	1:11.14 [7] (0:12.74)	0:58.40 [7] (0:12.75)	0:45.65 [7] (0:11.82)	0:33.83							
2	2	HADOUKEN Jag Guthmann-Chester	1	65.1 400m	0:11.22 400m	2:08.67 [2] (0:18.05)	1:50.62 [1] (0:12.76)	1:37.86 [1] (0:12.75)	1:25.11 [1] (0:12.97)	1:12.14 [1] (0:12.76)	0:59.38 [1] (0:12.82)	0:46.56 [1] (0:12.11)	0:34.45 -3							
3	3	NO MORE RED Bailey Wheeler	6	65.2 400m	0:11.21 400m	2:08.70 [3] (0:18.20)	1:50.50 [2] (0:12.67)	1:37.83 [2] (0:12.79)	1:25.04 [2] (0:12.96)	1:12.08 [2] (0:12.79)	0:59.29 [2] (0:12.76)	0:46.53 [2] (0:12.13)	0:34.40 -4							
4	9	PARALLEL Mark Du Plessis	7	65.6 400m	0:11.25 600m	2:09.35 [4] (0:18.73)	1:50.62 [5] (0:12.74)	1:37.88 [5] (0:12.80)	1:25.08 [6] (0:13.03)	1:12.05 [6] (0:12.69)	0:59.36 [6] (0:12.71)	0:46.65 [5] (0:11.96)	0:34.69 +4							
5	5	ROCKED Chris Meehan	9	64.8 600m	0:11.21 600m	2:09.44 [5] (0:19.23)	1:50.21 [9] (0:12.62)	1:37.59 [8] (0:12.84)	1:24.75 [8] (0:12.92)	1:11.83 [8] (0:12.71)	0:59.12 [8] (0:12.80)	0:46.32 [8] (0:12.02)	0:34.30 -11							
6	11	STAR SEEKER Rikki Jamieson	4	65.3 400m	0:11.30 400m	2:09.52 [6] (0:18.85)	1:50.67 [6] (0:12.65)	1:38.02 [6] (0:12.73)	1:25.29 [5] (0:12.97)	1:12.32 [5] (0:12.76)	0:59.56 [5] (0:12.84)	0:46.72 [6] (0:11.99)	0:34.73 -1							
7	10	ELVEENA Chris Whiteley	10	65.7 400m	0:11.19 400m	2:09.61 [7] (0:19.21)	1:50.40 [8] (0:12.93)	1:37.47 [9] (0:12.74)	1:24.73 [9] (0:13.07)	1:11.66 [9] (0:12.69)	0:58.97 [9] (0:12.75)	0:46.22 [9] (0:11.80)	0:34.42 -1							
8	4	PRIVATE BANKER Damien Thornton	5	64.9 400m	0:11.39 400m	2:09.71 [8] (0:18.49)	1:51.22 [3] (0:12.65)	1:38.57 [3] (0:12.82)	1:25.75 [4] (0:12.97)	1:12.78 [4] (0:12.75)	1:00.03 [4] (0:12.66)	0:47.37 [3] (0:12.07)	0:35.30 +6							
9	1	LEATHER JACKET LEW Jake Molloy	3	64.3 800m	0:11.50 400m	2:10.19 [9] (0:18.56)	1:51.63 [4] (0:12.60)	1:39.03 [4] (0:12.70)	1:26.33 [3] (0:12.96)	1:13.37 [3] (0:12.76)	1:00.61 [3] (0:12.90)	0:47.71 [4] (0:12.12)	0:35.59 -5							

Scratched: Port Mourant (#13), Endorphins (#6), Sokudo (#14), Sacred Feeling (#12), Savileo (#8)



Doomben QLD Professional

Race 4: SKY RACING BENCHMARK 68 Handicap - 2060m

30 August 2023 - 14:18



BRISBANE
RACING CLUB

Track Rating: Good 4, Weather: Fine, Rail Position: +10m Entire Course

Section				600m	400m	200m			Last 600m	
Field Times				0:34.43 (0:11.44)	0:22.99 (0:11.22)	0:11.77 (0:11.77)			0:34.43	
Rank	TAB Horse/Jockey	Barrier	Top Speed [km/h]	Fastest Section	Margin			Distance Travelled [m]		
1	7 MIGHTY WILLIE James Orman	8	67.8 400m	0:10.99 400m	0:33.83 [7] (0:11.24)	0:22.59 [5] (0:10.99)	0:11.60 [3] (0:11.60)	2:08.65	0:33.83	
2	2 HADOUKEN Jag Guthmann-Chester	1	65.1 400m	0:11.22 400m	0:34.45 [1] (0:11.44)	0:23.01 [1] (0:11.22)	0:11.79 [1] (0:11.79)	0.12L	0:34.45	-3
3	3 NO MORE RED Bailey Wheeler	6	65.2 400m	0:11.21 400m	0:34.40 [2] (0:11.42)	0:22.98 [2] (0:11.21)	0:11.77 [2] (0:11.77)	0.27L	0:34.40	-4
4	9 PARALLEL Mark Du Plessis	7	65.6 400m	0:11.25 600m	0:34.69 [5] (0:11.25)	0:23.44 [3] (0:11.34)	0:12.10 [4] (0:12.10)	4.09L	0:34.69	+4
5	5 ROCKED Chris Meehan	9	64.8 600m	0:11.21 600m	0:34.30 [8] (0:11.21)	0:23.09 [8] (0:11.30)	0:11.79 [7] (0:11.79)	4.62L	0:34.30	-11
6	11 STAR SEEKER Rikki Jamieson	4	65.3 400m	0:11.30 400m	0:34.73 [6] (0:11.43)	0:23.30 [7] (0:11.30)	0:12.00 [6] (0:12.00)	5.08L	0:34.73	-1
7	10 ELVEENA Chris Whiteley	10	65.7 400m	0:11.19 400m	0:34.42 [9] (0:11.30)	0:23.12 [9] (0:11.19)	0:11.93 [8] (0:11.93)	5.64L	0:34.42	-1
8	4 PRIVATE BANKER Damien Thornton	5	64.9 400m	0:11.39 400m	0:35.30 [3] (0:11.57)	0:23.73 [4] (0:11.39)	0:12.34 [5] (0:12.34)	6.23L	0:35.30	+6
9	1 LEATHER JACKET LEW Jake Molloy	3	64.3 800m	0:11.50 400m	0:35.59 [4] (0:11.61)	0:23.98 [6] (0:11.50)	0:12.48 [9] (0:12.48)	9.05L	0:35.59	-5

Scratched: Port Mourant (#13), Endorphins (#6), Sokudo (#14), Sacred Feeling (#12), Savileo (#8)



Horse/Jockey Name	Mighty Willie
Final Rank	1
Fastest Section Time (Section)	0:10.99 (400m)
Top Speed [km/h] (Section)	67.8 (400m)
Race State	Finished



Doomben QLD Professional

Race 4: SKY RACING BENCHMARK 68 Handicap - 2060m

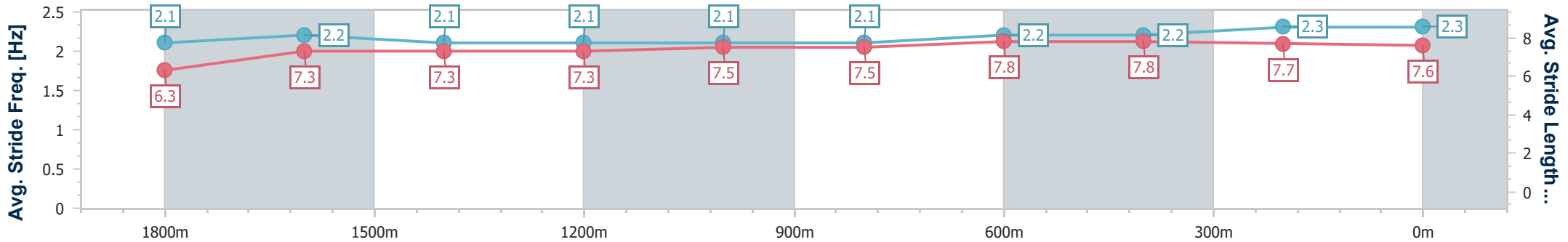
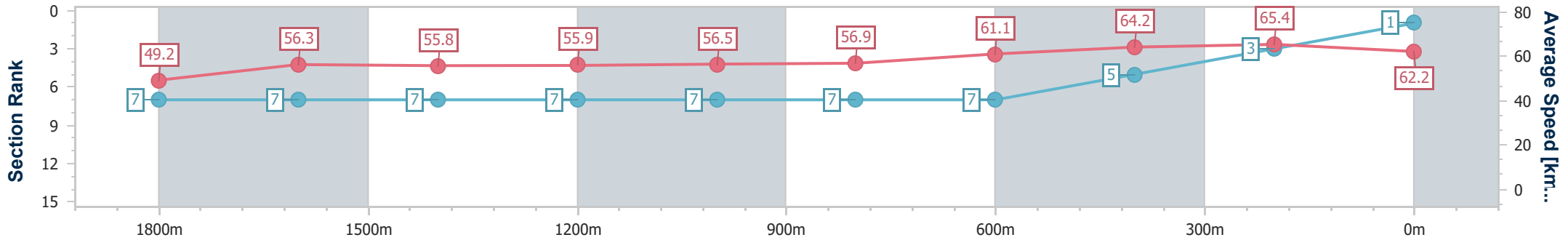
30 August 2023 - 14:18

Track Rating: Good 4, Weather: Fine, Rail Position: +10m Entire Course



BRISBANE RACING CLUB

Section	Overall	1800m	1600m	1400m	1200m	1000m	800m	600m	400m	200m
Section Times	2:08.65 [1] (0:19.03)	1:49.62 [7] (0:12.73)	1:36.89 [7] (0:12.87)	1:24.02 [7] (0:12.88)	1:11.14 [7] (0:12.74)	0:58.40 [7] (0:12.75)	0:45.65 [7] (0:11.82)	0:33.83 [7] (0:11.24)	0:22.59 [5] (0:10.99)	0:11.60 [3] (0:11.60)
Average Speed [km/h]	49.2	56.3	55.8	55.9	56.5	56.9	61.1	64.2	65.4	62.2
Top Speed [km/h]	58.5	58.1	57.3	57.0	58.1	59.4	64.2	64.8	67.8	64.7
Avg. Dist. to Rail [m]	1.8	0.6	0.7	0.6	2.2	2.2	0.5	0.7	1.6	4.8
Avg. Stride Freq. [Hz]	2.1	2.2	2.1	2.1	2.1	2.1	2.2	2.2	2.3	2.3
Avg. Stride Length [m]	6.3	7.3	7.3	7.3	7.5	7.5	7.8	7.8	7.7	7.6



- [] Ranking at each section and finish
- .-.- No data available at this section
- NA No data available



Horse/Jockey Name	Hadouken
Final Rank	2
Fastest Section Time (Section)	0:11.22 (400m)
Top Speed [km/h] (Section)	65.1 (400m)
Race State	Finished



Doomben QLD Professional

Race 4: SKY RACING BENCHMARK 68 Handicap - 2060m

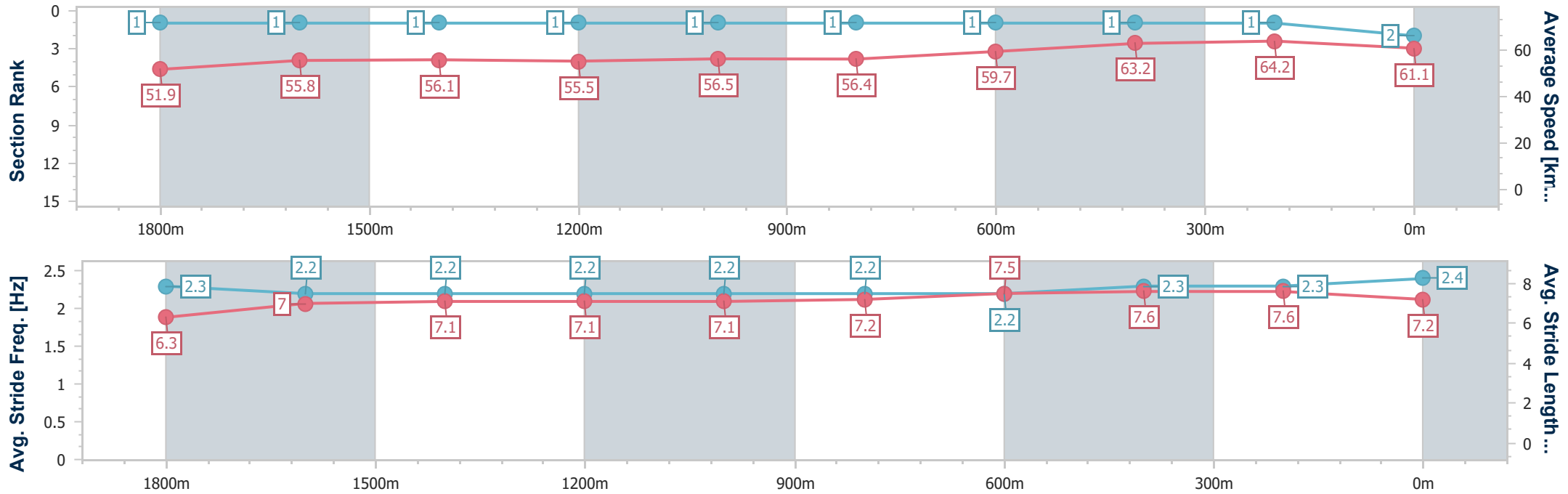
30 August 2023 - 14:18

Track Rating: Good 4, Weather: Fine, Rail Position: +10m Entire Course



BRISBANE RACING CLUB

Section	Overall	1800m	1600m	1400m	1200m	1000m	800m	600m	400m	200m
Section Times	2:08.67 [2] (0:18.05)	1:50.62 [1] (0:12.76)	1:37.86 [1] (0:12.75)	1:25.11 [1] (0:12.97)	1:12.14 [1] (0:12.76)	0:59.38 [1] (0:12.82)	0:46.56 [1] (0:12.11)	0:34.45 [1] (0:11.44)	0:23.01 [1] (0:11.22)	0:11.79 [1] (0:11.79)
Average Speed [km/h]	51.9	55.8	56.1	55.5	56.5	56.4	59.7	63.2	64.2	61.1
Top Speed [km/h]	59.9	58.1	56.7	56.7	57.5	57.5	63.1	64.0	65.1	63.8
Avg. Dist. to Rail [m]	1.4	1.7	1.8	0.8	1.5	1.3	0.5	0.5	1.6	6.6
Avg. Stride Freq. [Hz]	2.3	2.2	2.2	2.2	2.2	2.2	2.2	2.3	2.3	2.4
Avg. Stride Length [m]	6.3	7.0	7.1	7.1	7.1	7.2	7.5	7.6	7.6	7.2



- [] Ranking at each section and finish
- .-.-.- No data available at this section
- NA No data available



Horse/Jockey Name	No More Red
Final Rank	3
Fastest Section Time (Section)	0:11.21 (400m)
Top Speed [km/h] (Section)	65.2 (400m)
Race State	Finished



Doomben QLD Professional

Race 4: SKY RACING BENCHMARK 68 Handicap - 2060m

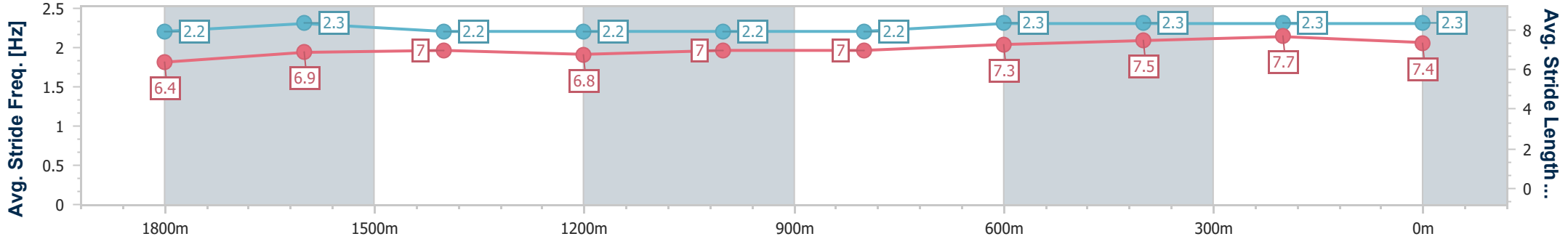
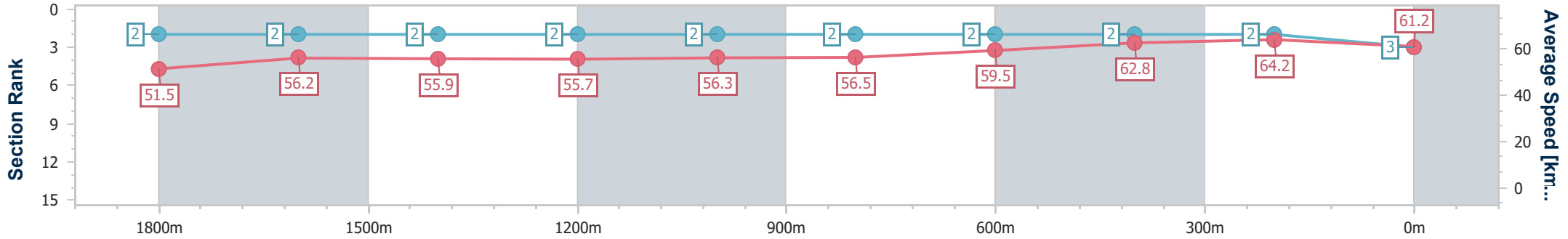
30 August 2023 - 14:18

Track Rating: Good 4, Weather: Fine, Rail Position: +10m Entire Course



BRISBANE RACING CLUB

Section	Overall	1800m	1600m	1400m	1200m	1000m	800m	600m	400m	200m
Section Times	2:08.70 [3] (0:18.20)	1:50.50 [2] (0:12.67)	1:37.83 [2] (0:12.79)	1:25.04 [2] (0:12.96)	1:12.08 [2] (0:12.79)	0:59.29 [2] (0:12.76)	0:46.53 [2] (0:12.13)	0:34.40 [2] (0:11.42)	0:22.98 [2] (0:11.21)	0:11.77 [2] (0:11.77)
Average Speed [km/h]	51.5	56.2	55.9	55.7	56.3	56.5	59.5	62.8	64.2	61.2
Top Speed [km/h]	60.1	58.6	56.6	56.6	56.9	58.5	62.9	64.2	65.2	63.2
Avg. Dist. to Rail [m]	1.7	1.8	1.4	0.6	1.3	1.1	0.4	0.4	0.7	4.7
Avg. Stride Freq. [Hz]	2.2	2.3	2.2	2.2	2.2	2.2	2.3	2.3	2.3	2.3
Avg. Stride Length [m]	6.4	6.9	7.0	6.8	7.0	7.0	7.3	7.5	7.7	7.4



- [] Ranking at each section and finish
- .-.- No data available at this section
- NA No data available



Horse/Jockey Name	Parallel
Final Rank	4
Fastest Section Time (Section)	0:11.25 (600m)
Top Speed [km/h] (Section)	65.6 (400m)
Race State	Finished



Doomben QLD Professional

Race 4: SKY RACING BENCHMARK 68 Handicap - 2060m

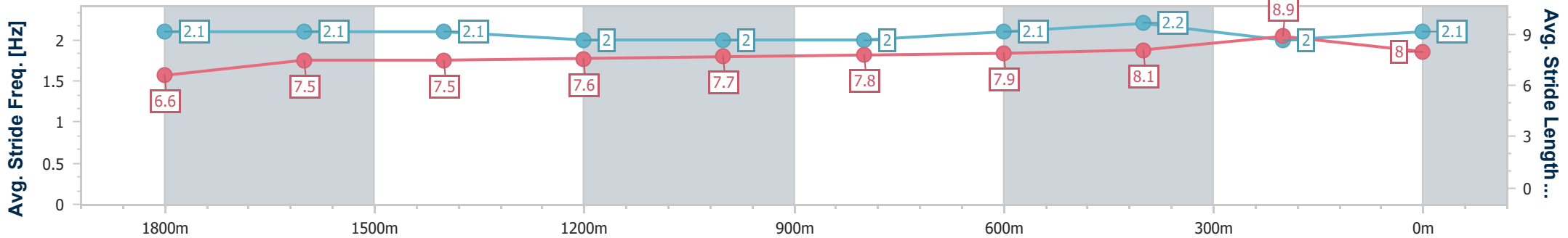
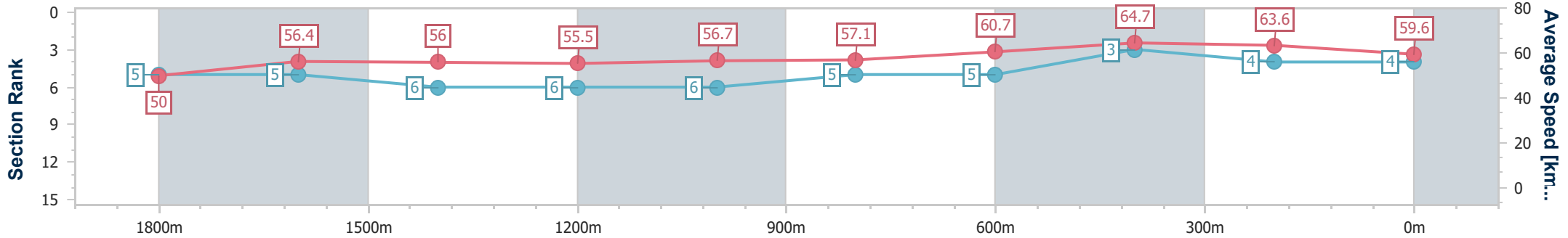
30 August 2023 - 14:18

Track Rating: Good 4, Weather: Fine, Rail Position: +10m Entire Course



BRISBANE RACING CLUB

Section	Overall	1800m	1600m	1400m	1200m	1000m	800m	600m	400m	200m
Section Times	2:09.35 [4] (0:18.73)	1:50.62 [5] (0:12.74)	1:37.88 [5] (0:12.80)	1:25.08 [6] (0:13.03)	1:12.05 [6] (0:12.69)	0:59.36 [6] (0:12.71)	0:46.65 [5] (0:11.96)	0:34.69 [5] (0:11.25)	0:23.44 [3] (0:11.34)	0:12.10 [4] (0:12.10)
Average Speed [km/h]	50.0	56.4	56.0	55.5	56.7	57.1	60.7	64.7	63.6	59.6
Top Speed [km/h]	60.0	58.8	57.1	56.7	57.8	59.2	64.5	65.1	65.6	62.9
Avg. Dist. to Rail [m]	1.2	0.4	0.7	0.9	2.8	2.8	1.7	1.8	2.3	3.2
Avg. Stride Freq. [Hz]	2.1	2.1	2.1	2.0	2.0	2.0	2.1	2.2	2.0	2.1
Avg. Stride Length [m]	6.6	7.5	7.5	7.6	7.7	7.8	7.9	8.1	8.9	8.0



- [] Ranking at each section and finish
- .-.- No data available at this section
- NA No data available



Horse/Jockey Name	Rocked
Final Rank	5
Fastest Section Time (Section)	0:11.21 (600m)
Top Speed [km/h] (Section)	64.8 (600m)
Race State	Finished



Doomben QLD Professional

Race 4: SKY RACING BENCHMARK 68 Handicap - 2060m

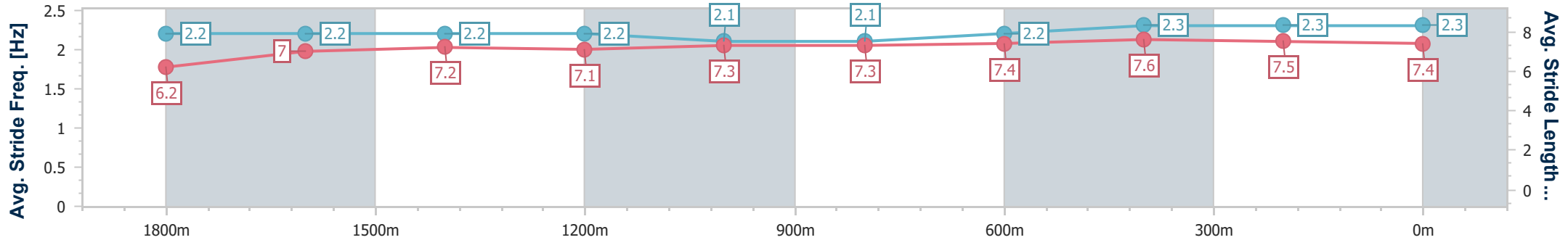
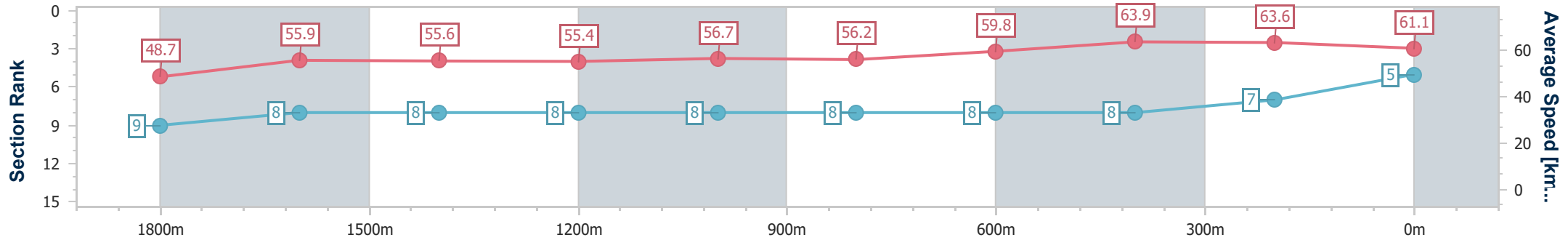
30 August 2023 - 14:18

Track Rating: Good 4, Weather: Fine, Rail Position: +10m Entire Course



BRISBANE RACING CLUB

Section	Overall	1800m	1600m	1400m	1200m	1000m	800m	600m	400m	200m
Section Times	2:09.44 [5] (0:19.23)	1:50.21 [9] (0:12.62)	1:37.59 [8] (0:12.84)	1:24.75 [8] (0:12.92)	1:11.83 [8] (0:12.71)	0:59.12 [8] (0:12.80)	0:46.32 [8] (0:12.02)	0:34.30 [8] (0:11.21)	0:23.09 [8] (0:11.30)	0:11.79 [7] (0:11.79)
Average Speed [km/h]	48.7	55.9	55.6	55.4	56.7	56.2	59.8	63.9	63.6	61.1
Top Speed [km/h]	59.8	59.0	56.4	56.3	59.4	58.1	64.0	64.8	64.4	63.8
Avg. Dist. to Rail [m]	3.0	3.0	2.5	1.0	0.1	0.3	0.4	0.9	1.1	3.6
Avg. Stride Freq. [Hz]	2.2	2.2	2.2	2.2	2.1	2.1	2.2	2.3	2.3	2.3
Avg. Stride Length [m]	6.2	7.0	7.2	7.1	7.3	7.3	7.4	7.6	7.5	7.4



- [] Ranking at each section and finish
- .-.- No data available at this section
- NA No data available



Horse/Jockey Name	Star Seeker
Final Rank	6
Fastest Section Time (Section)	0:11.30 (400m)
Top Speed [km/h] (Section)	65.3 (400m)
Race State	Finished



Doomben QLD Professional

Race 4: SKY RACING BENCHMARK 68 Handicap - 2060m

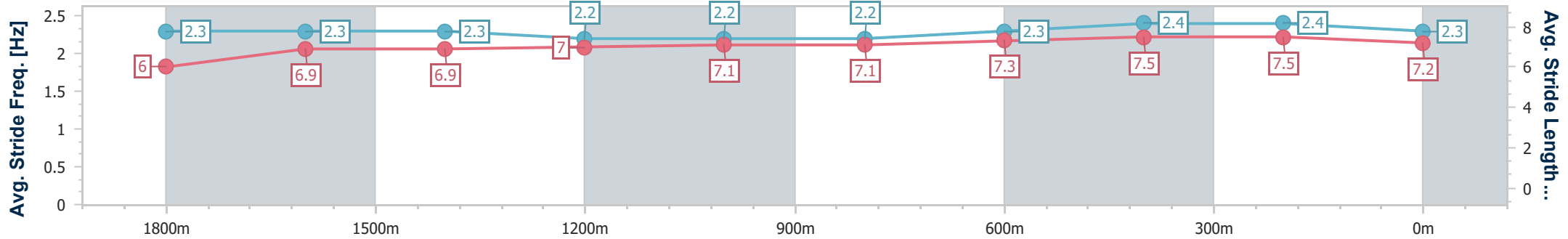
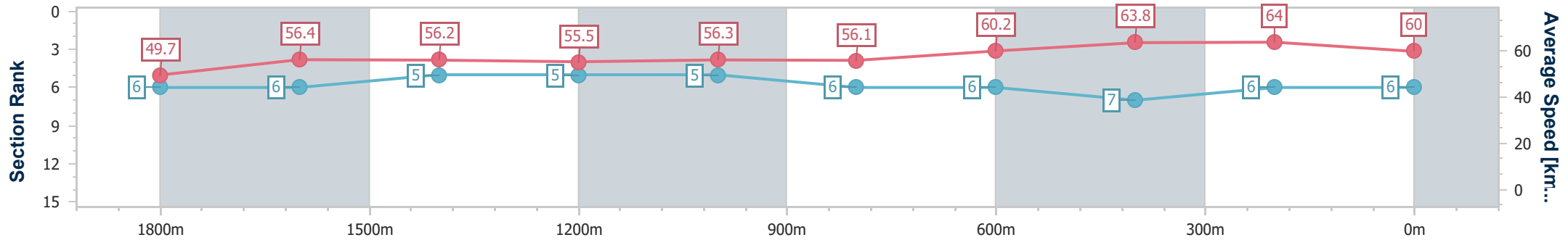
30 August 2023 - 14:18

Track Rating: Good 4, Weather: Fine, Rail Position: +10m Entire Course



BRISBANE RACING CLUB

Section	Overall	1800m	1600m	1400m	1200m	1000m	800m	600m	400m	200m
Section Times	2:09.52 [6] (0:18.85)	1:50.67 [6] (0:12.65)	1:38.02 [6] (0:12.73)	1:25.29 [5] (0:12.97)	1:12.32 [5] (0:12.76)	0:59.56 [5] (0:12.84)	0:46.72 [6] (0:11.99)	0:34.73 [6] (0:11.43)	0:23.30 [7] (0:11.30)	0:12.00 [6] (0:12.00)
Average Speed [km/h]	49.7	56.4	56.2	55.5	56.3	56.1	60.2	63.8	64.0	60.0
Top Speed [km/h]	60.0	60.3	57.5	56.4	57.3	58.0	64.3	64.7	65.3	63.1
Avg. Dist. to Rail [m]	1.3	1.4	1.8	0.7	0.9	0.2	0.6	2.1	3.9	6.5
Avg. Stride Freq. [Hz]	2.3	2.3	2.3	2.2	2.2	2.2	2.3	2.4	2.4	2.3
Avg. Stride Length [m]	6.0	6.9	6.9	7.0	7.1	7.1	7.3	7.5	7.5	7.2



- [] Ranking at each section and finish
- .-.- No data available at this section
- NA No data available



Horse/Jockey Name	Elveena
Final Rank	7
Fastest Section Time (Section)	0:11.19 (400m)
Top Speed [km/h] (Section)	65.7 (400m)
Race State	Finished



Doomben QLD Professional

Race 4: SKY RACING BENCHMARK 68 Handicap - 2060m

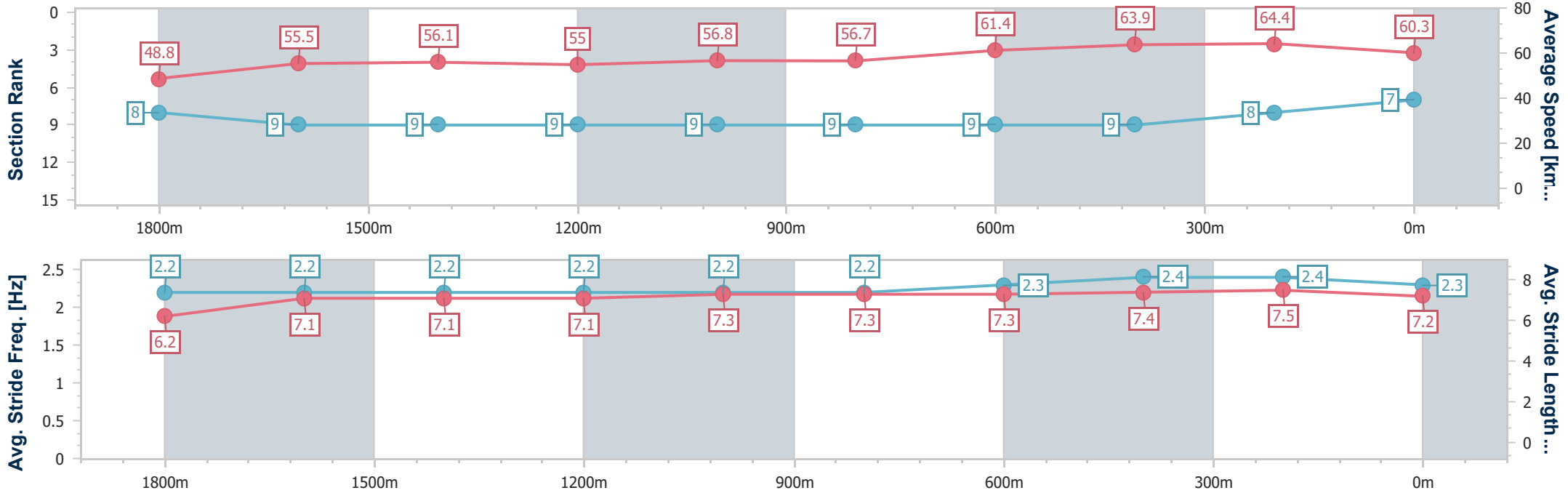
30 August 2023 - 14:18

Track Rating: Good 4, Weather: Fine, Rail Position: +10m Entire Course



BRISBANE RACING CLUB

Section	Overall	1800m	1600m	1400m	1200m	1000m	800m	600m	400m	200m
Section Times	2:09.61 [7] (0:19.21)	1:50.40 [8] (0:12.93)	1:37.47 [9] (0:12.74)	1:24.73 [9] (0:13.07)	1:11.66 [9] (0:12.69)	0:58.97 [9] (0:12.75)	0:46.22 [9] (0:11.80)	0:34.42 [9] (0:11.30)	0:23.12 [9] (0:11.19)	0:11.93 [8] (0:11.93)
Average Speed [km/h]	48.8	55.5	56.1	55.0	56.8	56.7	61.4	63.9	64.4	60.3
Top Speed [km/h]	57.7	57.2	58.1	57.7	58.7	59.6	64.8	64.9	65.7	63.4
Avg. Dist. to Rail [m]	3.1	0.5	1.6	0.6	2.1	2.3	0.7	0.8	2.4	5.9
Avg. Stride Freq. [Hz]	2.2	2.2	2.2	2.2	2.2	2.2	2.3	2.4	2.4	2.3
Avg. Stride Length [m]	6.2	7.1	7.1	7.1	7.3	7.3	7.3	7.4	7.5	7.2



- [] Ranking at each section and finish
- .-.- No data available at this section
- NA No data available



Horse/Jockey Name	Private Banker
Final Rank	8
Fastest Section Time (Section)	0:11.39 (400m)
Top Speed [km/h] (Section)	64.9 (400m)
Race State	Finished



Doomben QLD Professional

Race 4: SKY RACING BENCHMARK 68 Handicap - 2060m

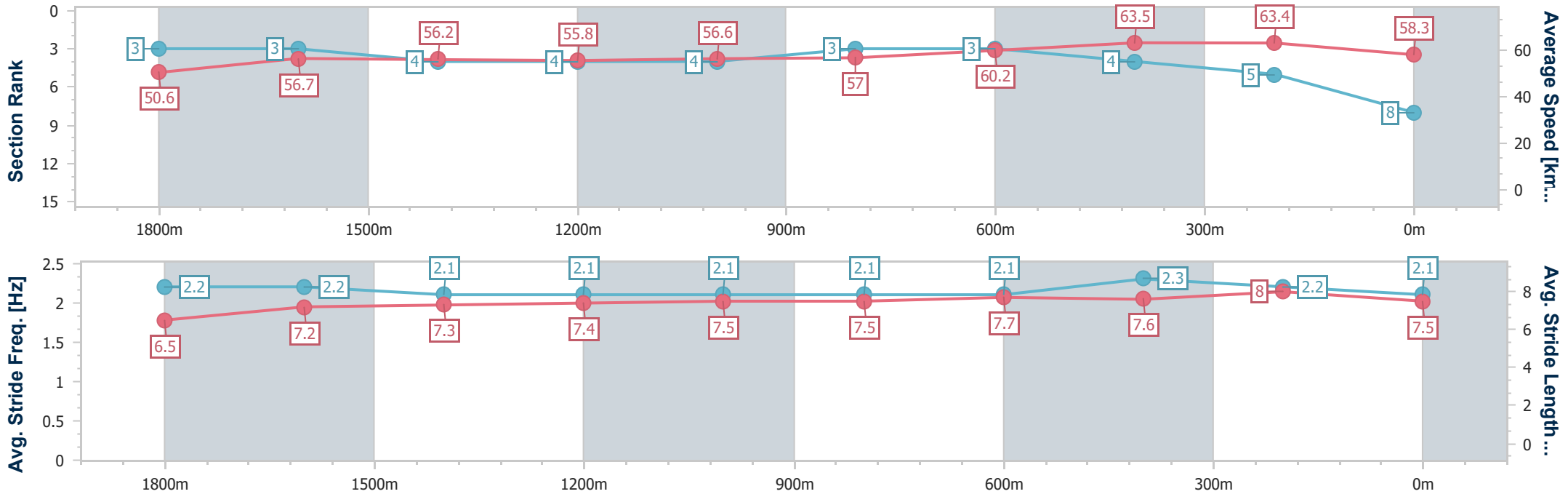
30 August 2023 - 14:18

Track Rating: Good 4, Weather: Fine, Rail Position: +10m Entire Course



BRISBANE RACING CLUB

Section	Overall	1800m	1600m	1400m	1200m	1000m	800m	600m	400m	200m
Section Times	2:09.71 [8] (0:18.49)	1:51.22 [3] (0:12.65)	1:38.57 [3] (0:12.82)	1:25.75 [4] (0:12.97)	1:12.78 [4] (0:12.75)	1:00.03 [4] (0:12.66)	0:47.37 [3] (0:12.07)	0:35.30 [3] (0:11.57)	0:23.73 [4] (0:11.39)	0:12.34 [5] (0:12.34)
Average Speed [km/h]	50.6	56.7	56.2	55.8	56.6	57.0	60.2	63.5	63.4	58.3
Top Speed [km/h]	60.0	58.6	56.8	56.9	57.3	58.1	62.5	64.4	64.9	61.3
Avg. Dist. to Rail [m]	1.1	0.6	0.3	1.5	2.2	1.3	1.7	3.7	1.7	3.3
Avg. Stride Freq. [Hz]	2.2	2.2	2.1	2.1	2.1	2.1	2.1	2.3	2.2	2.1
Avg. Stride Length [m]	6.5	7.2	7.3	7.4	7.5	7.5	7.7	7.6	8.0	7.5



- [] Ranking at each section and finish
- .-.- No data available at this section
- NA No data available



Horse/Jockey Name	Leather Jacket Lew
Final Rank	9
Fastest Section Time (Section)	0:11.50 (400m)
Top Speed [km/h] (Section)	64.3 (800m)
Race State	Finished



Doomben QLD Professional

Race 4: SKY RACING BENCHMARK 68 Handicap - 2060m

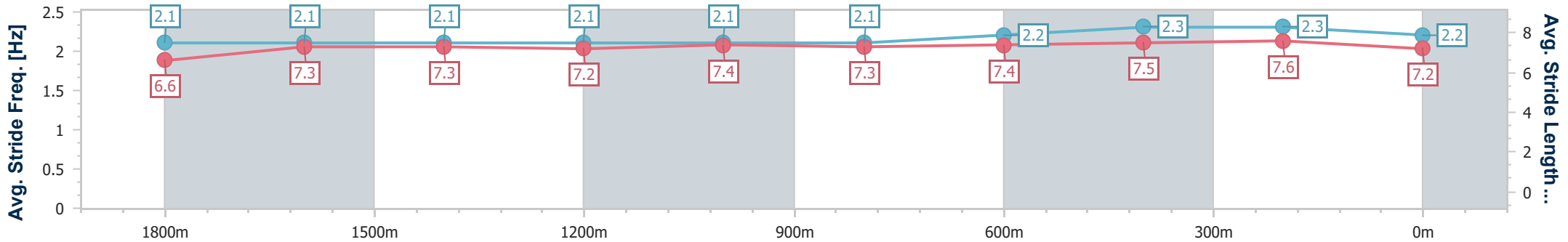
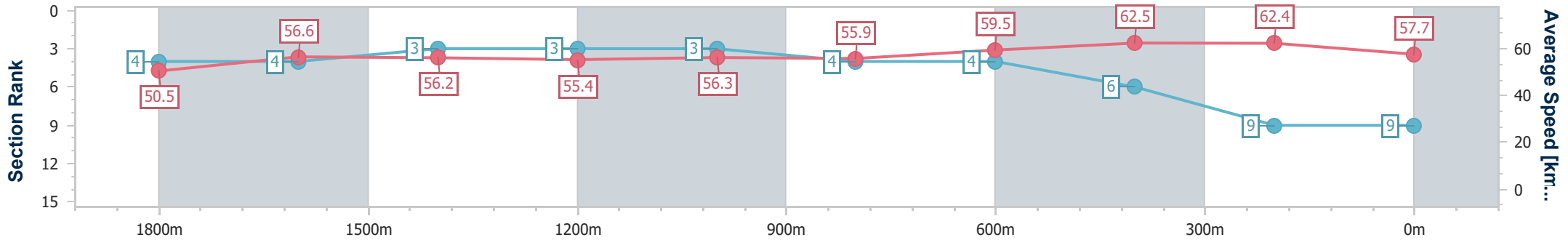
30 August 2023 - 14:18

Track Rating: Good 4, Weather: Fine, Rail Position: +10m Entire Course



BRISBANE RACING CLUB

Section	Overall	1800m	1600m	1400m	1200m	1000m	800m	600m	400m	200m
Section Times	2:10.19 [9] (0:18.56)	1:51.63 [4] (0:12.60)	1:39.03 [4] (0:12.70)	1:26.33 [3] (0:12.96)	1:13.37 [3] (0:12.76)	1:00.61 [3] (0:12.90)	0:47.71 [4] (0:12.12)	0:35.59 [4] (0:11.61)	0:23.98 [6] (0:11.50)	0:12.48 [9] (0:12.48)
Average Speed [km/h]	50.5	56.6	56.2	55.4	56.3	55.9	59.5	62.5	62.4	57.7
Top Speed [km/h]	59.8	59.4	56.8	56.5	57.2	56.9	64.3	64.2	63.6	61.4
Avg. Dist. to Rail [m]	1.5	1.7	2.0	0.8	0.6	0.3	0.3	1.4	1.7	1.7
Avg. Stride Freq. [Hz]	2.1	2.1	2.1	2.1	2.1	2.1	2.2	2.3	2.3	2.2
Avg. Stride Length [m]	6.6	7.3	7.3	7.2	7.4	7.3	7.4	7.5	7.6	7.2



- [] Ranking at each section and finish
- .-.-.- No data available at this section
- NA No data available