



# Aquis Park Gold Coast Poly QLD Professional

## Race 1: VILLAGE ROADSHOW THEME PARKS Maiden Handicap - 1900m



02 September 2023 - 13:19

Track Rating: Synthetic, Weather: Fine, Rail Position: True

Section		Field Times												
		Overall	1800m	1600m	1400m	1200m	1000m	800m	Last 600m					
		1:58.80 (0:08.18)	1:50.62 (0:11.28)	1:39.34 (0:12.05)	1:27.29 (0:13.01)	1:14.28 (0:13.10)	1:01.18 (0:12.51)	0:48.67 (0:11.92)	0:36.75					
Rank	TAB	Horse/Jockey	Barrier	Top Speed [km/h]	Fastest Section								Distance Travelled [m]	
1	7	<b>VICTORY BEANS</b> Anthony Allen	9	65.3 1800m	0:08.33 Overall	1:58.80 [1] (0:08.33)	1:50.47 [6] (0:11.63)	1:38.84 [6] (0:12.25)	1:26.59 [7] (0:13.03)	1:13.56 [7] (0:12.95)	1:00.61 [6] (0:12.53)	0:48.08 [6] (0:11.85)	0:36.23	
2	4	<b>SAXON BRAVE</b> Nozi Tomizawa	5	64.8 1800m	0:08.25 Overall	1:58.84 [2] (0:08.25)	1:50.59 [4] (0:11.48)	1:39.11 [4] (0:12.09)	1:27.02 [4] (0:13.05)	1:13.97 [4] (0:13.09)	1:00.88 [5] (0:12.53)	0:48.35 [5] (0:11.78)	0:36.57	-9
3	9	<b>DOUBLE QUICK</b> Wanderson D'Avila	11	64.6 1800m	0:08.21 Overall	1:59.16 [3] (0:08.21)	1:50.95 [2] (0:11.54)	1:39.41 [5] (0:11.96)	1:27.45 [3] (0:13.01)	1:14.44 [3] (0:13.05)	1:01.39 [3] (0:12.49)	0:48.90 [3] (0:11.86)	0:37.04	-4
4	3	<b>FURTHERING</b> Rikki Jamieson	8	64.4 1800m	0:08.67 Overall	1:59.63 [4] (0:08.67)	1:50.96 [9] (0:11.47)	1:39.49 [8] (0:12.25)	1:27.24 [8] (0:13.04)	1:14.20 [9] (0:12.94)	1:01.26 [8] (0:12.51)	0:48.75 [8] (0:11.87)	0:36.88	+4
5	2	<b>SISTINE CHAPEL</b> Emily Lang	10	65.6 1800m	0:08.26 Overall	1:59.78 [5] (0:08.26)	1:51.52 [5] (0:11.25)	1:40.27 [2] (0:12.04)	1:28.23 [2] (0:13.02)	1:15.21 [2] (0:13.05)	1:02.16 [1] (0:12.51)	0:49.65 [1] (0:11.92)	0:37.73	-8
6	11	<b>LICENCE TO THRILL</b> Nathan Thomas	6	63.1 1800m	0:08.62 Overall	2:00.29 [6] (0:08.62)	1:51.67 [8] (0:11.77)	1:39.90 [9] (0:12.18)	1:27.72 [9] (0:12.75)	1:14.97 [8] (0:13.10)	1:01.87 [9] (0:12.48)	0:49.39 [9] (0:12.00)	0:37.39	-9
7	1	<b>I'M A RULER</b> Jai Williams	3	64.7 1800m	0:08.18 Overall	2:00.88 [7] (0:08.18)	1:52.70 [1] (0:11.28)	1:41.42 [1] (0:12.05)	1:29.37 [1] (0:13.01)	1:16.36 [1] (0:13.14)	1:03.22 [2] (0:12.59)	0:50.63 [2] (0:11.86)	0:38.77	-14
8	6	<b>TROUBLESHOOT</b> Karl Zechner	1	64.7 1800m	0:08.49 Overall	2:00.94 [8] (0:08.49)	1:52.45 [7] (0:11.51)	1:40.94 [7] (0:12.09)	1:28.85 [6] (0:13.00)	1:15.85 [6] (0:13.12)	1:02.73 [7] (0:12.55)	0:50.18 [7] (0:11.88)	0:38.30	-12
9	10	<b>GOLD SAMURAI</b> Jason Taylor	7	65.6 1800m	0:08.24 Overall	2:00.94 [9] (0:08.24)	1:52.70 [3] (0:11.42)	1:41.28 [3] (0:12.17)	1:29.11 [5] (0:13.05)	1:16.06 [5] (0:13.03)	1:03.03 [4] (0:12.50)	0:50.53 [4] (0:12.14)	0:38.39	-8

Scratched: Super Sweet (#5), Brooklyn Dash (#8)

[ ] Ranking at each section and finish  
 -:-:- No data available at this section  
 NA No data available

SCN Saddle cloth number  
 DNF Did not finish  
 DNT Did not track



# Aquis Park Gold Coast Poly QLD Professional

## Race 1: VILLAGE ROADSHOW THEME PARKS Maiden Handicap - 1900m

02 September 2023 - 13:19



Track Rating: Synthetic, Weather: Fine, Rail Position: True

Section					600m	400m	200m				Last 600m
Field Times					0:36.75 (0:11.88)	0:24.87 (0:12.48)	0:12.39 (0:12.39)				0:36.75
Rank	TAB	Horse/Jockey	Barrier	Top Speed [km/h]	Fastest Section	Margin			Distance Travelled [m]		
1	7	<b>VICTORY BEANS</b> Anthony Allen	9	65.3 1800m	0:08.33 Overall	0:36.23 [6] (0:11.79)	0:24.44 [5] (0:12.23)	0:12.21 [3] (0:12.21)	1:58.80		0:36.23
2	4	<b>SAXON BRAVE</b> Nozi Tomizawa	5	64.8 1800m	0:08.25 Overall	0:36.57 [4] (0:11.80)	0:24.77 [3] (0:12.34)	0:12.43 [1] (0:12.43)	0.2L		0:36.57 -9
3	9	<b>DOUBLE QUICK</b> Wanderson D'Avila	11	64.6 1800m	0:08.21 Overall	0:37.04 [3] (0:12.07)	0:24.97 [4] (0:12.41)	0:12.56 [4] (0:12.56)	2L		0:37.04 -4
4	3	<b>FURTHERING</b> Rikki Jamieson	8	64.4 1800m	0:08.67 Overall	0:36.88 [8] (0:11.83)	0:25.05 [6] (0:12.48)	0:12.57 [6] (0:12.57)	4.8L		0:36.88 +4
5	2	<b>SISTINE CHAPEL</b> Emily Lang	10	65.6 1800m	0:08.26 Overall	0:37.73 [1] (0:11.88)	0:25.85 [1] (0:12.62)	0:13.23 [2] (0:13.23)	5.6L		0:37.73 -8
6	11	<b>LICENCE TO THRILL</b> Nathan Thomas	6	63.1 1800m	0:08.62 Overall	0:37.39 [9] (0:12.15)	0:25.24 [9] (0:12.66)	0:12.58 [9] (0:12.58)	8.6L		0:37.39 -9
7	1	<b>I'M A RULER</b> Jai Williams	3	64.7 1800m	0:08.18 Overall	0:38.77 [2] (0:11.89)	0:26.88 [2] (0:12.82)	0:14.06 [5] (0:14.06)	11.9L		0:38.77 -14
8	6	<b>TROUBLESHOOT</b> Karl Zechner	1	64.7 1800m	0:08.49 Overall	0:38.30 [7] (0:12.08)	0:26.22 [8] (0:12.95)	0:13.27 [8] (0:13.27)	12.1L		0:38.30 -12
9	10	<b>GOLD SAMURAI</b> Jason Taylor	7	65.6 1800m	0:08.24 Overall	0:38.39 [5] (0:12.16)	0:26.23 [7] (0:12.95)	0:13.28 [7] (0:13.28)	12.2L		0:38.39 -8

Scratched: Super Sweet (#5), Brooklyn Dash (#8)

[ ] Ranking at each section and finish  
 -:-:- No data available at this section  
 NA No data available

SCN Saddle cloth number  
 DNF Did not finish  
 DNT Did not track



Horse/Jockey Name	Victory Beans
Final Rank	1
Fastest Section Time (Section)	0:08.33 (Overall)
Top Speed [km/h] (Section)	65.3 (1800m)
Race State	Finished



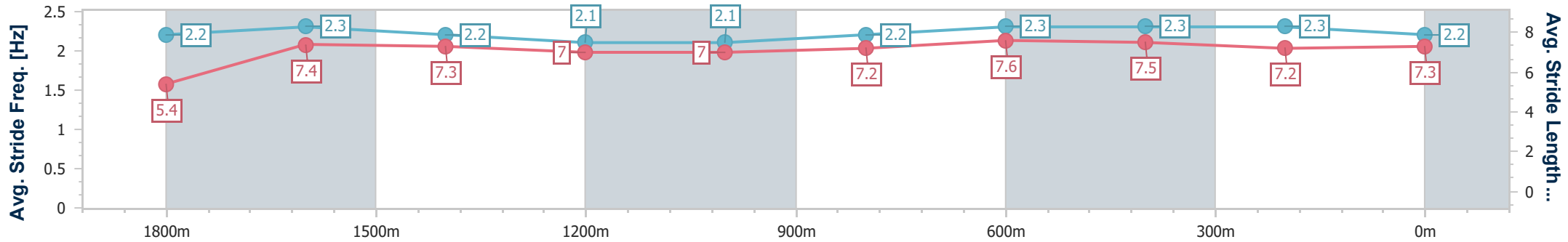
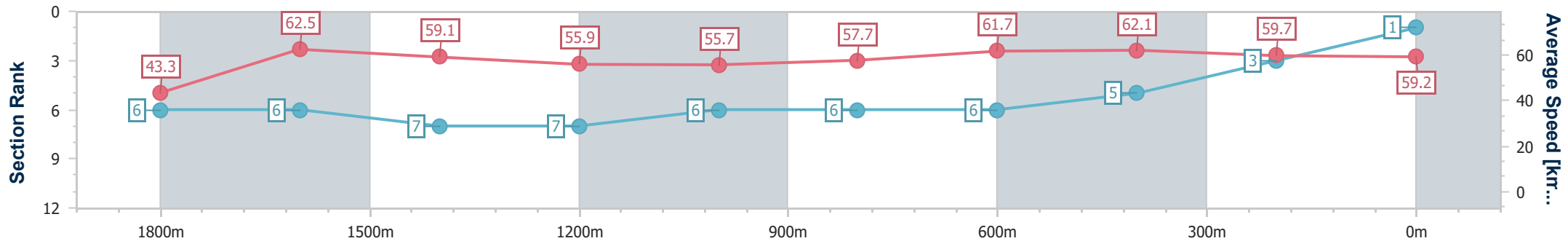
Aquis Park Gold Coast Poly QLD Professional  
Race 1: VILLAGE ROADSHOW THEME PARKS Maiden Handicap - 1900m



02 September 2023 - 13:19

Track Rating: Synthetic, Weather: Fine, Rail Position: True

Section	Overall	1800m	1600m	1400m	1200m	1000m	800m	600m	400m	200m
Section Times	1:58.80 [1] (0:08.33)	1:50.47 [6] (0:11.63)	1:38.84 [6] (0:12.25)	1:26.59 [7] (0:13.03)	1:13.56 [7] (0:12.95)	1:00.61 [6] (0:12.53)	0:48.08 [6] (0:11.85)	0:36.23 [6] (0:11.79)	0:24.44 [5] (0:12.23)	0:12.21 [3] (0:12.21)
Average Speed [km/h]	43.3	62.5	59.1	55.9	55.7	57.7	61.7	62.1	59.7	59.2
Top Speed [km/h]	59.9	65.3	60.6	57.6	56.4	59.5	64.3	64.4	60.9	60.2
Avg. Dist. to Rail [m]	6.6	3.7	2.1	1.6	1.8	1.7	2.9	3.4	7.0	8.2
Avg. Stride Freq. [Hz]	2.2	2.3	2.2	2.1	2.1	2.2	2.3	2.3	2.3	2.2
Avg. Stride Length [m]	5.4	7.4	7.3	7.0	7.0	7.2	7.6	7.5	7.2	7.3



- [ ] Ranking at each section and finish
- .-.- No data available at this section
- NA No data available



Horse/Jockey Name	Saxon Brave
Final Rank	2
Fastest Section Time (Section)	0:08.25 (Overall)
Top Speed [km/h] (Section)	64.8 (1800m)
Race State	Finished



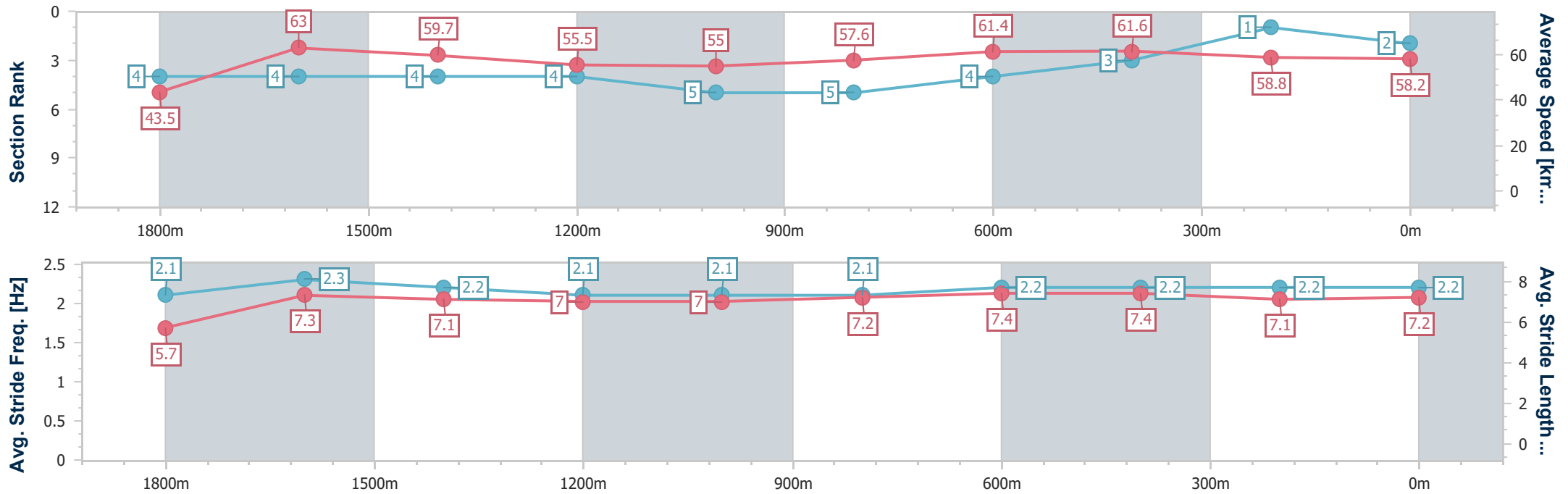
Aquis Park Gold Coast Poly QLD Professional  
Race 1: VILLAGE ROADSHOW THEME PARKS Maiden Handicap - 1900m



02 September 2023 - 13:19

Track Rating: Synthetic, Weather: Fine, Rail Position: True

Section	Overall	1800m	1600m	1400m	1200m	1000m	800m	600m	400m	200m
Section Times	1:58.84 [2] (0:08.25)	1:50.59 [4] (0:11.48)	1:39.11 [4] (0:12.09)	1:27.02 [4] (0:13.05)	1:13.97 [4] (0:13.09)	1:00.88 [5] (0:12.53)	0:48.35 [5] (0:11.78)	0:36.57 [4] (0:11.80)	0:24.77 [3] (0:12.34)	0:12.43 [1] (0:12.43)
Average Speed [km/h]	43.5	63.0	59.7	55.5	55.0	57.6	61.4	61.6	58.8	58.2
Top Speed [km/h]	62.7	64.8	60.9	58.1	55.6	60.0	62.3	62.9	60.0	58.9
Avg. Dist. to Rail [m]	2.9	1.9	0.9	0.6	0.7	0.7	0.9	1.7	3.5	4.4
Avg. Stride Freq. [Hz]	2.1	2.3	2.2	2.1	2.1	2.1	2.2	2.2	2.2	2.2
Avg. Stride Length [m]	5.7	7.3	7.1	7.0	7.0	7.2	7.4	7.4	7.1	7.2



- [ ] Ranking at each section and finish
- .-.- No data available at this section
- NA No data available



Horse/Jockey Name	Double Quick
Final Rank	3
Fastest Section Time (Section)	0:08.21 (Overall)
Top Speed [km/h] (Section)	64.6 (1800m)
Race State	Finished



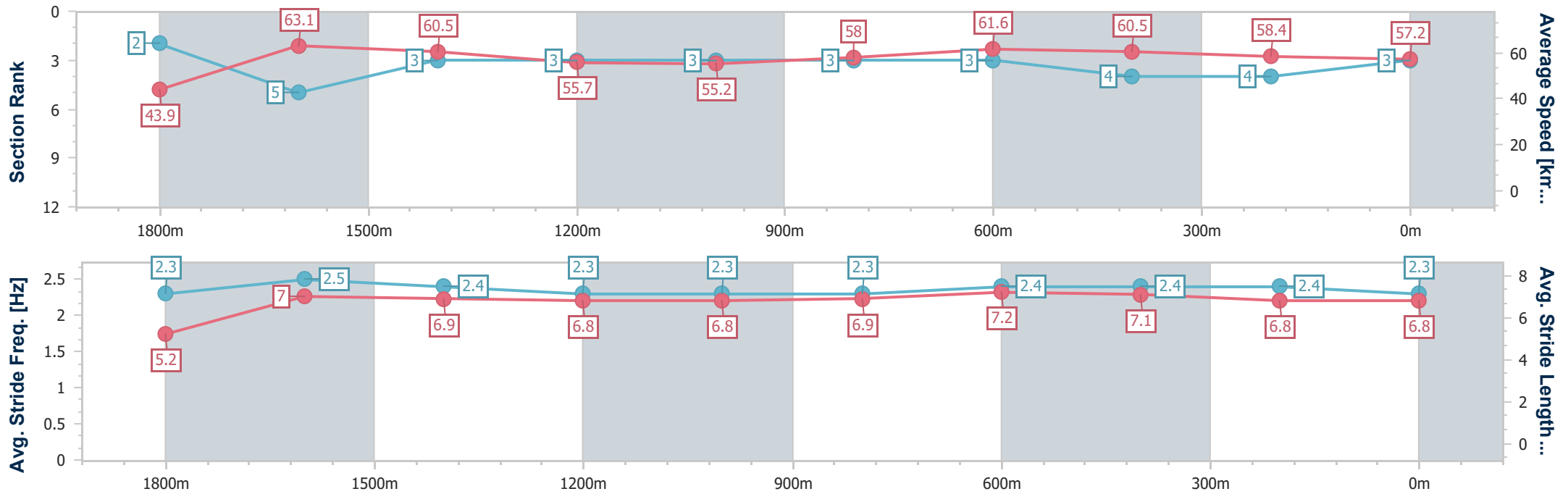
Aquis Park Gold Coast Poly QLD Professional  
 Race 1: VILLAGE ROADSHOW THEME PARKS Maiden  
 Handicap - 1900m



02 September 2023 - 13:19

Track Rating: Synthetic, Weather: Fine, Rail Position: True

Section	Overall	1800m	1600m	1400m	1200m	1000m	800m	600m	400m	200m
Section Times	1:59.16 [3] (0:08.21)	1:50.95 [2] (0:11.54)	1:39.41 [5] (0:11.96)	1:27.45 [3] (0:13.01)	1:14.44 [3] (0:13.05)	1:01.39 [3] (0:12.49)	0:48.90 [3] (0:11.86)	0:37.04 [3] (0:12.07)	0:24.97 [4] (0:12.41)	0:12.56 [4] (0:12.56)
Average Speed [km/h]	43.9	63.1	60.5	55.7	55.2	58.0	61.6	60.5	58.4	57.2
Top Speed [km/h]	59.6	64.6	62.6	57.9	56.0	60.7	63.1	62.5	59.5	59.3
Avg. Dist. to Rail [m]	8.9	5.7	1.7	0.9	1.7	2.3	2.5	2.6	4.8	6.0
Avg. Stride Freq. [Hz]	2.3	2.5	2.4	2.3	2.3	2.3	2.4	2.4	2.4	2.3
Avg. Stride Length [m]	5.2	7.0	6.9	6.8	6.8	6.9	7.2	7.1	6.8	6.8



- [ ] Ranking at each section and finish
- .-.- No data available at this section
- NA No data available



Horse/Jockey Name	Furthering
Final Rank	4
Fastest Section Time (Section)	0:08.67 (Overall)
Top Speed [km/h] (Section)	64.4 (1800m)
Race State	Finished



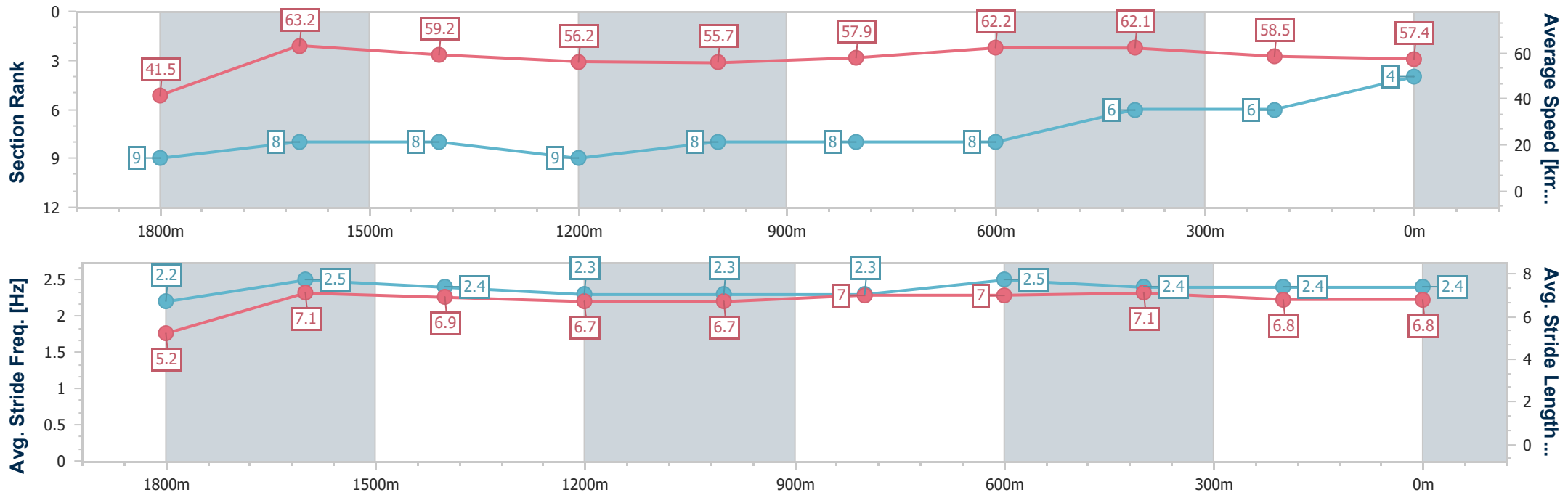
Aquis Park Gold Coast Poly QLD Professional  
Race 1: VILLAGE ROADSHOW THEME PARKS Maiden  
Handicap - 1900m



02 September 2023 - 13:19

Track Rating: Synthetic, Weather: Fine, Rail Position: True

Section	Overall	1800m	1600m	1400m	1200m	1000m	800m	600m	400m	200m
Section Times	1:59.63 [4] (0:08.67)	1:50.96 [9] (0:11.47)	1:39.49 [8] (0:12.25)	1:27.24 [8] (0:13.04)	1:14.20 [9] (0:12.94)	1:01.26 [8] (0:12.51)	0:48.75 [8] (0:11.87)	0:36.88 [8] (0:11.83)	0:25.05 [6] (0:12.48)	0:12.57 [6] (0:12.57)
Average Speed [km/h]	41.5	63.2	59.2	56.2	55.7	57.9	62.2	62.1	58.5	57.4
Top Speed [km/h]	61.1	64.4	61.0	57.3	57.6	60.3	63.0	63.7	59.1	58.5
Avg. Dist. to Rail [m]	5.3	3.2	2.2	2.5	2.9	2.2	4.5	4.3	6.4	6.2
Avg. Stride Freq. [Hz]	2.2	2.5	2.4	2.3	2.3	2.3	2.5	2.4	2.4	2.4
Avg. Stride Length [m]	5.2	7.1	6.9	6.7	6.7	7.0	7.0	7.1	6.8	6.8



- [ ] Ranking at each section and finish
- .-.- No data available at this section
- NA No data available



Horse/Jockey Name	Sistine Chapel
Final Rank	5
Fastest Section Time (Section)	0:08.26 (Overall)
Top Speed [km/h] (Section)	65.6 (1800m)
Race State	Finished



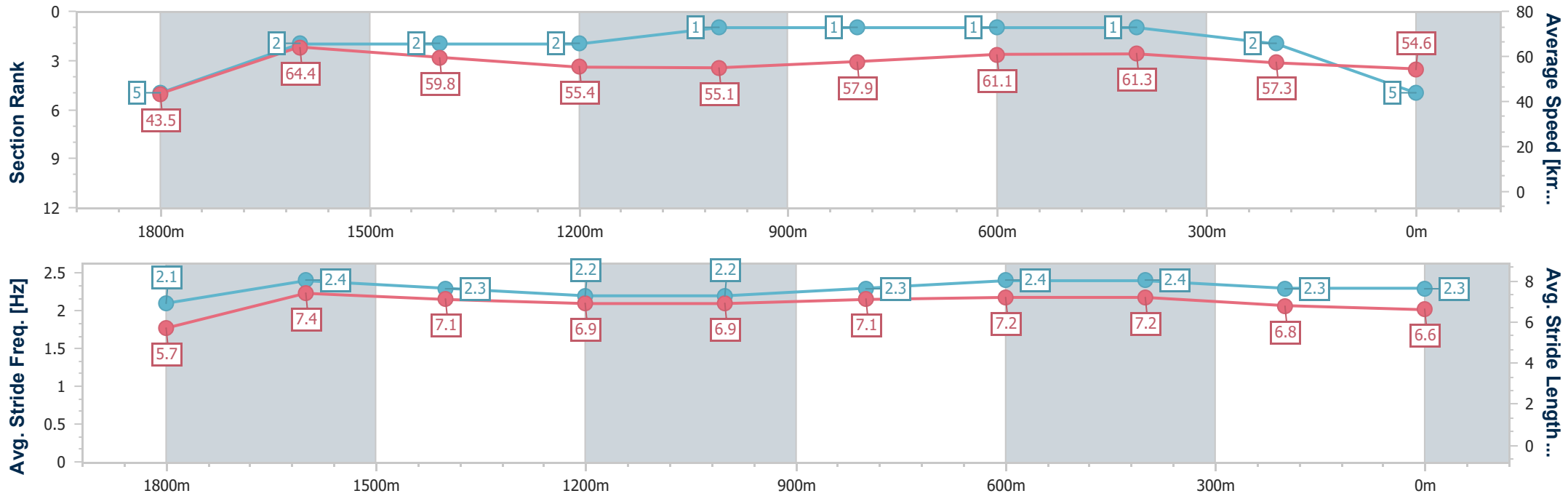
Aquis Park Gold Coast Poly QLD Professional  
Race 1: VILLAGE ROADSHOW THEME PARKS Maiden Handicap - 1900m



02 September 2023 - 13:19

Track Rating: Synthetic, Weather: Fine, Rail Position: True

Section	Overall	1800m	1600m	1400m	1200m	1000m	800m	600m	400m	200m
Section Times	1:59.78 [5] (0:08.26)	1:51.52 [5] (0:11.25)	1:40.27 [2] (0:12.04)	1:28.23 [2] (0:13.02)	1:15.21 [2] (0:13.05)	1:02.16 [1] (0:12.51)	0:49.65 [1] (0:11.92)	0:37.73 [1] (0:11.88)	0:25.85 [1] (0:12.62)	0:13.23 [2] (0:13.23)
Average Speed [km/h]	43.5	64.4	59.8	55.4	55.1	57.9	61.1	61.3	57.3	54.6
Top Speed [km/h]	61.5	65.6	62.2	58.2	55.7	60.0	62.6	62.9	59.2	55.8
Avg. Dist. to Rail [m]	7.1	4.1	0.3	0.5	1.4	1.5	2.5	2.2	2.2	3.1
Avg. Stride Freq. [Hz]	2.1	2.4	2.3	2.2	2.2	2.3	2.4	2.4	2.3	2.3
Avg. Stride Length [m]	5.7	7.4	7.1	6.9	6.9	7.1	7.2	7.2	6.8	6.6



- [ ] Ranking at each section and finish
- .-.- No data available at this section
- NA No data available



Horse/Jockey Name	Licence To Thrill
Final Rank	6
Fastest Section Time (Section)	0:08.62 (Overall)
Top Speed [km/h] (Section)	63.1 (1800m)
Race State	Finished



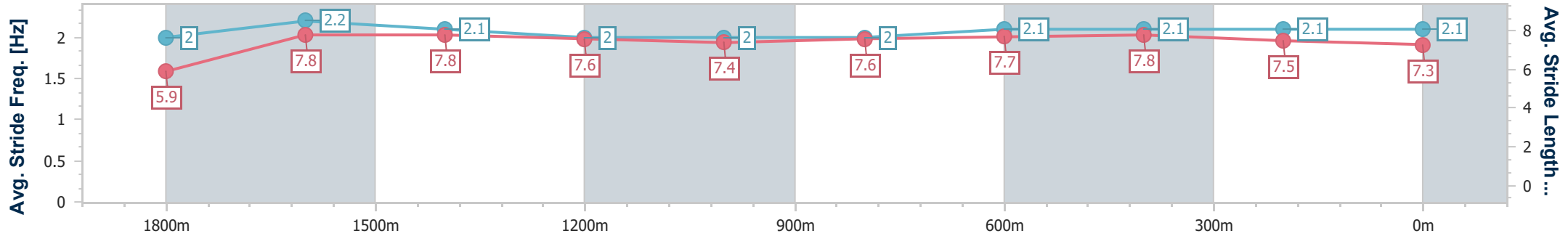
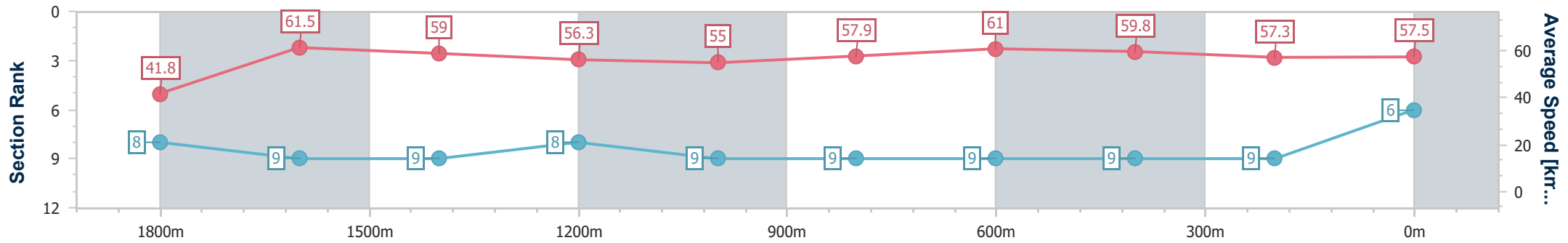
Aquis Park Gold Coast Poly QLD Professional  
Race 1: VILLAGE ROADSHOW THEME PARKS Maiden  
Handicap - 1900m



02 September 2023 - 13:19

Track Rating: Synthetic, Weather: Fine, Rail Position: True

Section	Overall	1800m	1600m	1400m	1200m	1000m	800m	600m	400m	200m
Section Times	2:00.29 [6] (0:08.62)	1:51.67 [8] (0:11.77)	1:39.90 [9] (0:12.18)	1:27.72 [9] (0:12.75)	1:14.97 [8] (0:13.10)	1:01.87 [9] (0:12.48)	0:49.39 [9] (0:12.00)	0:37.39 [9] (0:12.15)	0:25.24 [9] (0:12.66)	0:12.58 [9] (0:12.58)
Average Speed [km/h]	41.8	61.5	59.0	56.3	55.0	57.9	61.0	59.8	57.3	57.5
Top Speed [km/h]	58.8	63.1	61.0	57.7	56.5	60.6	61.8	61.2	58.1	58.6
Avg. Dist. to Rail [m]	4.3	2.2	0.2	0.6	0.9	1.1	2.9	2.4	4.5	6.5
Avg. Stride Freq. [Hz]	2.0	2.2	2.1	2.0	2.0	2.0	2.1	2.1	2.1	2.1
Avg. Stride Length [m]	5.9	7.8	7.8	7.6	7.4	7.6	7.7	7.8	7.5	7.3



- [ ] Ranking at each section and finish
- .-.- No data available at this section
- NA No data available





Horse/Jockey Name	I'm A Ruler
Final Rank	7
Fastest Section Time (Section)	0:08.18 (Overall)
Top Speed [km/h] (Section)	64.7 (1800m)
Race State	Finished



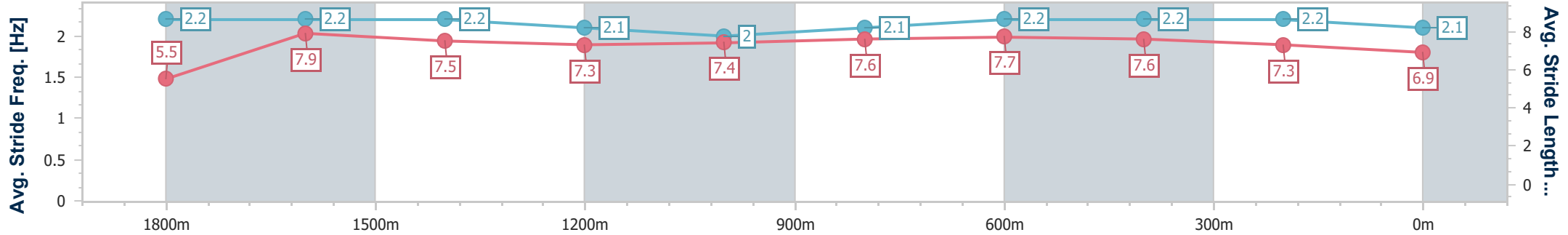
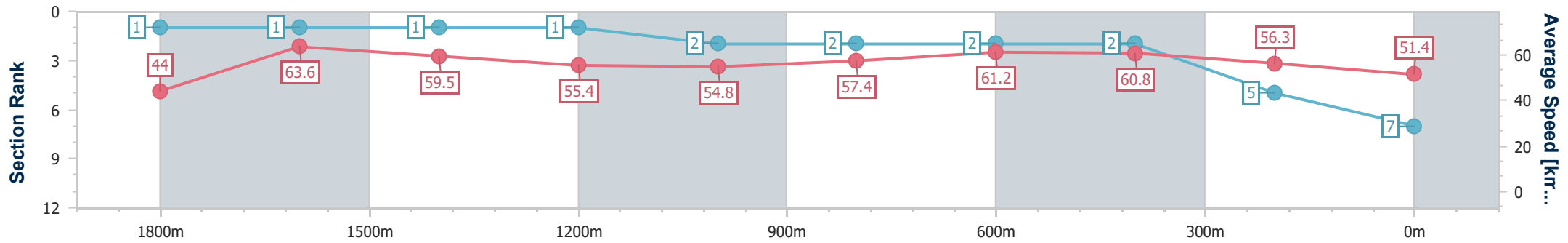
Aquis Park Gold Coast Poly QLD Professional  
Race 1: VILLAGE ROADSHOW THEME PARKS Maiden Handicap - 1900m



02 September 2023 - 13:19

Track Rating: Synthetic, Weather: Fine, Rail Position: True

Section	Overall	1800m	1600m	1400m	1200m	1000m	800m	600m	400m	200m
Section Times	2:00.88 [7] (0:08.18)	1:52.70 [1] (0:11.28)	1:41.42 [1] (0:12.05)	1:29.37 [1] (0:13.01)	1:16.36 [1] (0:13.14)	1:03.22 [2] (0:12.59)	0:50.63 [2] (0:11.86)	0:38.77 [2] (0:11.89)	0:26.88 [2] (0:12.82)	0:14.06 [5] (0:14.06)
Average Speed [km/h]	44.0	63.6	59.5	55.4	54.8	57.4	61.2	60.8	56.3	51.4
Top Speed [km/h]	62.1	64.7	61.4	58.5	55.2	59.5	63.0	62.8	58.9	53.5
Avg. Dist. to Rail [m]	0.8	0.5	0.7	0.4	1.1	1.1	1.3	1.0	1.5	2.0
Avg. Stride Freq. [Hz]	2.2	2.2	2.2	2.1	2.0	2.1	2.2	2.2	2.2	2.1
Avg. Stride Length [m]	5.5	7.9	7.5	7.3	7.4	7.6	7.7	7.6	7.3	6.9



- [ ] Ranking at each section and finish
- .-.- No data available at this section
- NA No data available



Horse/Jockey Name	Troubleshoot
Final Rank	8
Fastest Section Time (Section)	0:08.49 (Overall)
Top Speed [km/h] (Section)	64.7 (1800m)
Race State	Finished



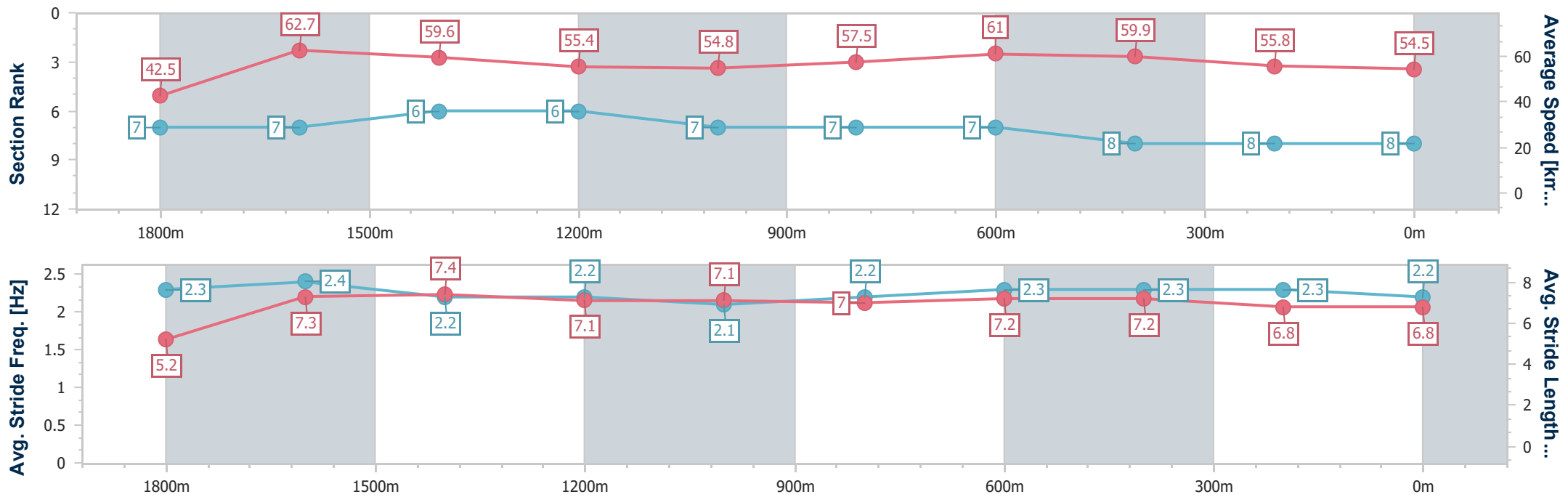
Aquis Park Gold Coast Poly QLD Professional  
Race 1: VILLAGE ROADSHOW THEME PARKS Maiden Handicap - 1900m



02 September 2023 - 13:19

Track Rating: Synthetic, Weather: Fine, Rail Position: True

Section	Overall	1800m	1600m	1400m	1200m	1000m	800m	600m	400m	200m
Section Times	2:00.94 [8] (0:08.49)	1:52.45 [7] (0:11.51)	1:40.94 [7] (0:12.09)	1:28.85 [6] (0:13.00)	1:15.85 [6] (0:13.12)	1:02.73 [7] (0:12.55)	0:50.18 [7] (0:11.88)	0:38.30 [7] (0:12.08)	0:26.22 [8] (0:12.95)	0:13.27 [8] (0:13.27)
Average Speed [km/h]	42.5	62.7	59.6	55.4	54.8	57.5	61.0	59.9	55.8	54.5
Top Speed [km/h]	61.4	64.7	60.4	58.5	56.0	59.3	62.5	62.3	57.1	55.1
Avg. Dist. to Rail [m]	1.6	1.3	0.2	0.4	1.0	0.9	1.0	1.5	2.7	4.8
Avg. Stride Freq. [Hz]	2.3	2.4	2.2	2.2	2.1	2.2	2.3	2.3	2.3	2.2
Avg. Stride Length [m]	5.2	7.3	7.4	7.1	7.1	7.0	7.2	7.2	6.8	6.8



- [ ] Ranking at each section and finish
- .-.- No data available at this section
- NA No data available



Horse/Jockey Name	Gold Samurai
Final Rank	9
Fastest Section Time (Section)	0:08.24 (Overall)
Top Speed [km/h] (Section)	65.6 (1800m)
Race State	Finished



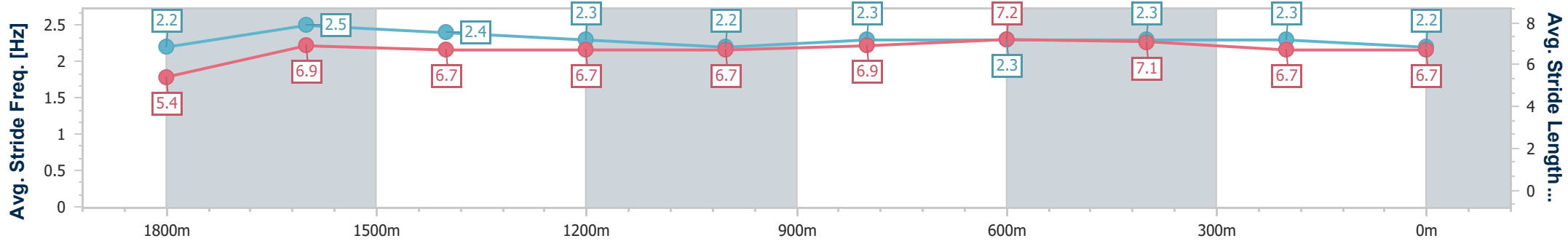
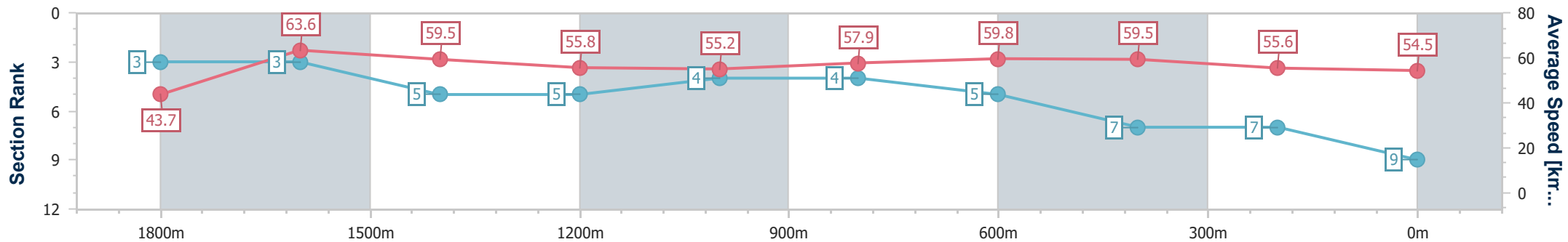
Aquis Park Gold Coast Poly QLD Professional  
Race 1: VILLAGE ROADSHOW THEME PARKS Maiden Handicap - 1900m



02 September 2023 - 13:19

Track Rating: Synthetic, Weather: Fine, Rail Position: True

Section	Overall	1800m	1600m	1400m	1200m	1000m	800m	600m	400m	200m			
Section Times	2:00.94 [9] (0:08.24)	1:52.70 [3] (0:11.42)	1:41.28 [3] (0:12.17)	1:29.11 [5] (0:13.05)	1:16.06 [5] (0:13.03)	1:03.03 [4] (0:12.50)	0:50.53 [4] (0:12.14)	0:38.39 [5] (0:12.16)	0:26.23 [7] (0:12.95)	0:13.28 [7] (0:13.28)			
Average Speed [km/h]	43.7	63.6	59.5	55.8	55.2	57.9	59.8	59.5	55.6	54.5			
Top Speed [km/h]	61.3	65.6	61.0	58.9	55.6	59.3	62.0	61.6	57.2	55.2			
Avg. Dist. to Rail [m]	5.4	3.0	1.9	1.5	1.7	1.5	1.8	1.1	1.7	5.2			
Avg. Stride Freq. [Hz]	2.2	2.5	2.4	2.3	2.2	2.3	2.3	2.3	2.3	2.2			
Avg. Stride Length [m]	5.4	6.9	6.7	6.7	6.7	6.9	7.2	7.1	6.7	6.7			



- [ ] Ranking at each section and finish
- .-.- No data available at this section
- NA No data available