



Aquis Park Gold Coast Poly QLD Professional

Race 2: SEA WORLD Class 1 Handicap - 1900m

02 September 2023 - 13:56



Track Rating: Synthetic , Weather: Fine, Rail Position: True

Section		Field Times												
Overall	1800m	1600m	1400m	1200m	1000m	800m	Last 600m							
1:58.66 (0:08.28)	1:50.38 (0:11.41)	1:38.97 (0:12.51)	1:26.46 (0:12.54)	1:13.92 (0:12.33)	1:01.59 (0:12.06)	0:49.53 (0:11.94)	0:37.59							
Rank	TAB	Horse/Jockey	Barrier	Top Speed [km/h]	Fastest Section								Distance Travelled [m]	
1	7	AIDEN Michael Cahill	1	63.7	0:08.32	1:58.66 [1] (0:08.32)	1:50.34 [2] (0:11.73)	1:38.61 [5] (0:12.54)	1:26.07 [7] (0:12.63)	1:13.44 [7] (0:12.54)	1:00.90 [7] (0:11.97)	0:48.93 [6] (0:11.78)	0:37.15	
2	9	TROPIC SANDS Noel Callow	4	64.8	0:08.55	1:58.68 [2] (0:08.55)	1:50.13 [7] (0:11.49)	1:38.64 [4] (0:12.25)	1:26.39 [4] (0:12.75)	1:13.64 [4] (0:12.32)	1:01.32 [4] (0:12.01)	0:49.31 [4] (0:12.14)	0:37.17	+12
3	5	CAPITEEL Jai Williams	11	62.9	0:08.52	1:58.74 [3] (0:08.52)	1:50.22 [6] (0:11.66)	1:38.56 [6] (0:12.30)	1:26.26 [5] (0:12.57)	1:13.69 [5] (0:12.57)	1:01.12 [6] (0:12.16)	0:48.96 [7] (0:11.79)	0:37.17	+1
4	10	PATTI WAGGIN Dan McGillivray	8	64.2	0:08.98	1:58.92 [4] (0:08.98)	1:49.94 [10] (0:11.56)	1:38.38 [9] (0:11.98)	1:26.40 [6] (0:12.57)	1:13.83 [6] (0:11.98)	1:01.85 [1] (0:12.06)	0:49.79 [1] (0:12.00)	0:37.79	+1
5	8	NICE WATER Matthew Powell	6	66.2	0:08.42	1:59.18 [5] (0:08.42)	1:50.76 [4] (0:11.27)	1:39.49 [1] (0:12.51)	1:26.98 [2] (0:12.71)	1:14.27 [2] (0:12.41)	1:01.86 [3] (0:11.95)	0:49.91 [3] (0:11.80)	0:38.11	+2
6	2	BLUSHING LUCAS Nozi Tomizawa	2	63.7	0:08.52	1:59.19 [6] (0:08.52)	1:50.67 [5] (0:11.81)	1:38.86 [7] (0:12.70)	1:26.16 [9] (0:12.66)	1:13.50 [9] (0:12.54)	1:00.96 [10] (0:12.00)	0:48.96 [9] (0:11.52)	0:37.44	-1
7	1	BLUE SWIMMER Emily Lang	3	66.4	0:08.28	1:59.43 [7] (0:08.28)	1:51.15 [1] (0:11.74)	1:39.41 [3] (0:12.18)	1:27.23 [1] (0:12.71)	1:14.52 [3] (0:12.52)	1:02.00 [5] (0:12.29)	0:49.71 [5] (0:12.08)	0:37.63	+4
8	4	THE WELLIAN Micheal Hellyer	10	64.2	0:08.61	1:59.63 [8] (0:08.61)	1:51.02 [8] (0:11.86)	1:39.16 [8] (0:12.37)	1:26.79 [8] (0:12.56)	1:14.23 [8] (0:12.53)	1:01.70 [8] (0:12.16)	0:49.54 [8] (0:11.85)	0:37.69	+7
9	6	BRING THE BOOM Jag Guthmann-Chester	7	65.5	0:08.36	1:59.69 [9] (0:08.36)	1:51.33 [3] (0:11.48)	1:39.85 [2] (0:12.38)	1:27.47 [3] (0:12.52)	1:14.95 [1] (0:12.42)	1:02.53 [2] (0:12.09)	0:50.44 [2] (0:12.01)	0:38.43	-5
10	12	RENAULT Nathan Thomas	5	62.8	0:08.72	2:01.50 [10] (0:08.72)	1:52.78 [9] (0:11.87)	1:40.91 [10] (0:12.56)	1:28.35 [10] (0:12.56)	1:15.79 [10] (0:12.49)	1:03.30 [9] (0:12.17)	0:51.13 [10] (0:11.89)	0:39.24	+2

Scratched: Chayse 'N' Storms (#11), Sarsen (#3)

[] Ranking at each section and finish
 -:-:- No data available at this section
 NA No data available

SCN Saddle cloth number
 DNF Did not finish
 DNT Did not track



Aquis Park Gold Coast Poly QLD Professional

Race 2: SEA WORLD Class 1 Handicap - 1900m

02 September 2023 - 13:56



Track Rating: Synthetic , Weather: Fine, Rail Position: True

Section					600m	400m	200m				Last 600m
Field Times					0:37.59 (0:12.20)	0:25.39 (0:12.60)	0:12.79 (0:12.79)				0:37.59
Rank	TAB	Horse/Jockey	Barrier	Top Speed [km/h]	Fastest Section				Margin		
1	7	AIDEN Michael Cahill	1	63.7 1800m	0:08.32 Overall	0:37.15 [5] (0:11.99)	0:25.16 [4] (0:12.39)	0:12.77 [2] (0:12.77)	1:58.66	0:37.15	
2	9	TROPIC SANDS Noel Callow	4	64.8 1800m	0:08.55 Overall	0:37.17 [4] (0:12.13)	0:25.04 [7] (0:12.48)	0:12.56 [6] (0:12.56)	0.1L	0:37.17 +12	
3	5	CAPITEEL Jai Williams	11	62.9 800m	0:08.52 Overall	0:37.17 [6] (0:11.90)	0:25.27 [3] (0:12.64)	0:12.63 [5] (0:12.63)	0.4L	0:37.17 +1	
4	10	PATTI WAGGIN Dan McGillivray	8	64.2 1800m	0:08.98 Overall	0:37.79 [2] (0:12.14)	0:25.65 [1] (0:12.60)	0:13.05 [1] (0:13.05)	1.4L	0:37.79 +1	
5	8	NICE WATER Matthew Powell	6	66.2 1800m	0:08.42 Overall	0:38.11 [1] (0:12.21)	0:25.90 [2] (0:12.68)	0:13.22 [3] (0:13.22)	2.9L	0:38.11 +2	
6	2	BLUSHING LUCAS Nozi Tomizawa	2	63.7 1800m	0:08.52 Overall	0:37.44 [7] (0:11.82)	0:25.62 [6] (0:12.51)	0:13.11 [4] (0:13.11)	3L	0:37.44 -1	
7	1	BLUE SWIMMER Emily Lang	3	66.4 1800m	0:08.28 Overall	0:37.63 [8] (0:12.22)	0:25.41 [8] (0:12.53)	0:12.88 [8] (0:12.88)	4.3L	0:37.63 +4	
8	4	THE WELLIAN Micheal Hellyer	10	64.2 1800m	0:08.61 Overall	0:37.69 [9] (0:12.26)	0:25.43 [9] (0:12.65)	0:12.78 [9] (0:12.78)	5.3L	0:37.69 +7	
9	6	BRING THE BOOM Jag Guthmann-Chester	7	65.5 1800m	0:08.36 Overall	0:38.43 [3] (0:12.28)	0:26.15 [5] (0:12.97)	0:13.18 [7] (0:13.18)	5.5L	0:38.43 -5	
10	12	RENAULT Nathan Thomas	5	62.8 800m	0:08.72 Overall	0:39.24 [10] (0:12.23)	0:27.01 [10] (0:12.71)	0:14.30 [10] (0:14.30)	16L	0:39.24 +2	

Scratched: Chayse 'N' Storms (#11), Sarsen (#3)

[] Ranking at each section and finish
 -:-:- No data available at this section
 NA No data available

SCN Saddle cloth number
 DNF Did not finish
 DNT Did not track



Horse/Jockey Name	Aiden
Final Rank	1
Fastest Section Time (Section)	0:08.32 (Overall)
Top Speed [km/h] (Section)	63.7 (1800m)
Race State	Finished



Aquis Park Gold Coast Poly QLD Professional

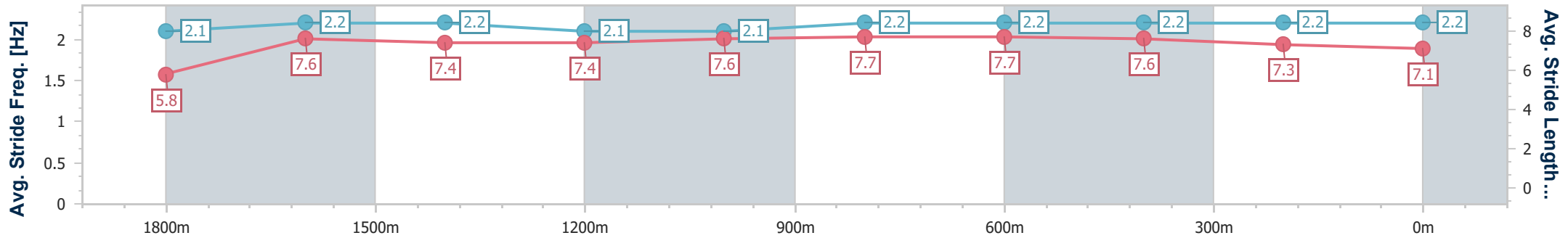
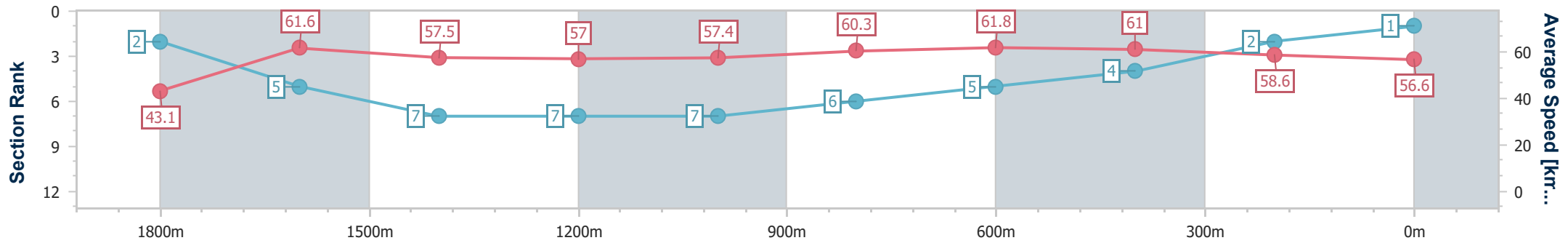
Race 2: SEA WORLD Class 1 Handicap - 1900m



02 September 2023 - 13:56

Track Rating: Synthetic , Weather: Fine, Rail Position: True

Section	Overall	1800m	1600m	1400m	1200m	1000m	800m	600m	400m	200m
Section Times	1:58.66 [1] (0:08.32)	1:50.34 [2] (0:11.73)	1:38.61 [5] (0:12.54)	1:26.07 [7] (0:12.63)	1:13.44 [7] (0:12.54)	1:00.90 [7] (0:11.97)	0:48.93 [6] (0:11.78)	0:37.15 [5] (0:11.99)	0:25.16 [4] (0:12.39)	0:12.77 [2] (0:12.77)
Average Speed [km/h]	43.1	61.6	57.5	57.0	57.4	60.3	61.8	61.0	58.6	56.6
Top Speed [km/h]	60.0	63.7	59.5	59.2	59.2	61.3	62.2	62.5	59.8	58.2
Avg. Dist. to Rail [m]	1.4	1.2	0.9	0.3	0.3	0.7	2.1	3.2	4.8	8.3
Avg. Stride Freq. [Hz]	2.1	2.2	2.2	2.1	2.1	2.2	2.2	2.2	2.2	2.2
Avg. Stride Length [m]	5.8	7.6	7.4	7.4	7.6	7.7	7.7	7.6	7.3	7.1



- [] Ranking at each section and finish
- .-.- No data available at this section
- NA No data available



Horse/Jockey Name	Tropic Sands
Final Rank	2
Fastest Section Time (Section)	0:08.55 (Overall)
Top Speed [km/h] (Section)	64.8 (1800m)
Race State	Finished



Aquis Park Gold Coast Poly QLD Professional

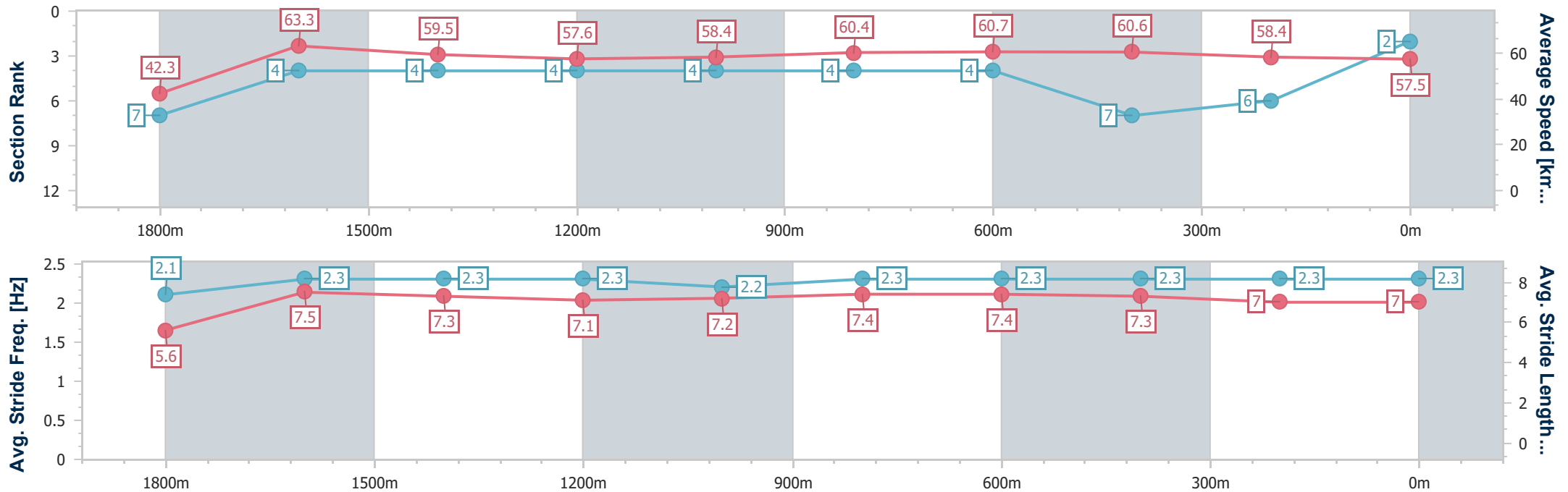
Race 2: SEA WORLD Class 1 Handicap - 1900m

02 September 2023 - 13:56

Track Rating: Synthetic , Weather: Fine, Rail Position: True



Section	Overall	1800m	1600m	1400m	1200m	1000m	800m	600m	400m	200m			
Section Times	1:58.68 [2] (0:08.55)	1:50.13 [7] (0:11.49)	1:38.64 [4] (0:12.25)	1:26.39 [4] (0:12.75)	1:13.64 [4] (0:12.32)	1:01.32 [4] (0:12.01)	0:49.31 [4] (0:12.14)	0:37.17 [4] (0:12.13)	0:25.04 [7] (0:12.48)	0:12.56 [6]			
Average Speed [km/h]	42.3	63.3	59.5	57.6	58.4	60.4	60.7	60.6	58.4	57.5			
Top Speed [km/h]	61.8	64.8	60.5	58.8	60.4	61.1	61.7	61.7	59.3	59.1			
Avg. Dist. to Rail [m]	3.6	2.8	3.1	2.7	3.8	3.1	3.8	4.2	6.4	9.5			
Avg. Stride Freq. [Hz]	2.1	2.3	2.3	2.3	2.2	2.3	2.3	2.3	2.3	2.3			
Avg. Stride Length [m]	5.6	7.5	7.3	7.1	7.2	7.4	7.4	7.3	7.0	7.0			



- [] Ranking at each section and finish
- .-.- No data available at this section
- NA No data available



Horse/Jockey Name	Capiteel
Final Rank	3
Fastest Section Time (Section)	0:08.52 (Overall)
Top Speed [km/h] (Section)	62.9 (800m)
Race State	Finished



Aquis Park Gold Coast Poly QLD Professional

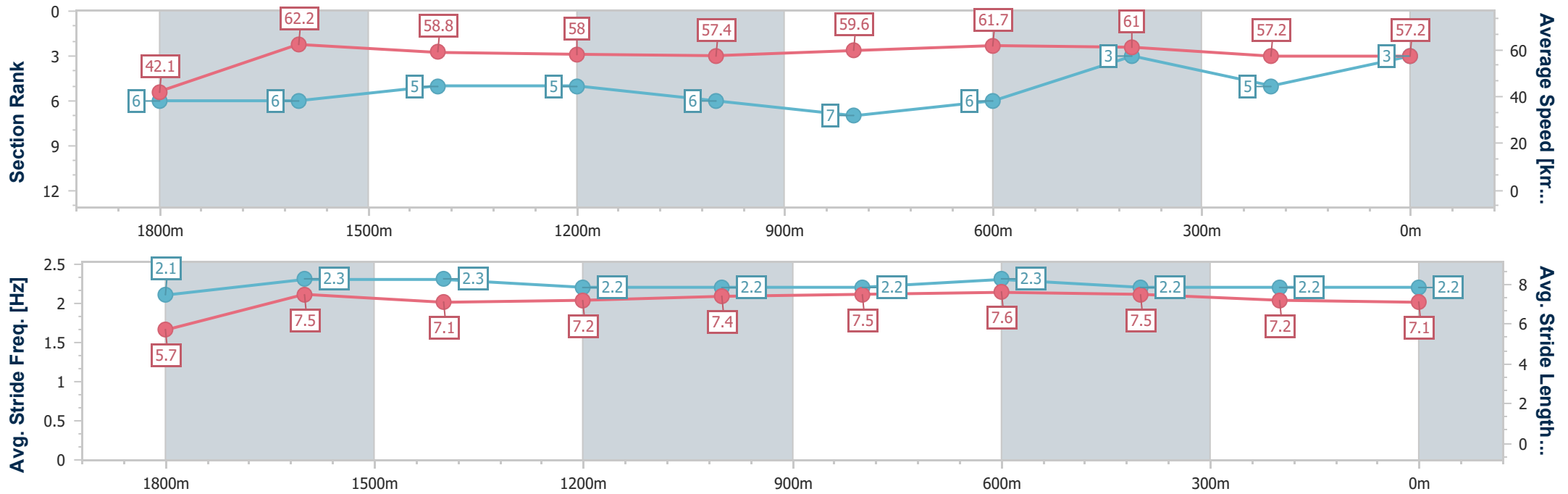
Race 2: SEA WORLD Class 1 Handicap - 1900m



02 September 2023 - 13:56

Track Rating: Synthetic , Weather: Fine, Rail Position: True

Section	Overall	1800m	1600m	1400m	1200m	1000m	800m	600m	400m	200m
Section Times	1:58.74 [3] (0:08.52)	1:50.22 [6] (0:11.66)	1:38.56 [6] (0:12.30)	1:26.26 [5] (0:12.57)	1:13.69 [5] (0:12.57)	1:01.12 [6] (0:12.16)	0:48.96 [7] (0:11.79)	0:37.17 [6] (0:11.90)	0:25.27 [3] (0:12.64)	0:12.63 [5] (0:12.63)
Average Speed [km/h]	42.1	62.2	58.8	58.0	57.4	59.6	61.7	61.0	57.2	57.2
Top Speed [km/h]	59.7	62.8	61.6	60.4	59.4	60.2	62.9	62.5	59.2	57.8
Avg. Dist. to Rail [m]	8.7	3.1	1.5	1.7	2.4	2.3	1.8	1.6	2.7	5.2
Avg. Stride Freq. [Hz]	2.1	2.3	2.3	2.2	2.2	2.2	2.3	2.2	2.2	2.2
Avg. Stride Length [m]	5.7	7.5	7.1	7.2	7.4	7.5	7.6	7.5	7.2	7.1



- [] Ranking at each section and finish
- .-.-.- No data available at this section
- NA No data available



Horse/Jockey Name	Patti Waggin
Final Rank	4
Fastest Section Time (Section)	0:08.98 (Overall)
Top Speed [km/h] (Section)	64.2 (1800m)
Race State	Finished



Aquis Park Gold Coast Poly QLD Professional

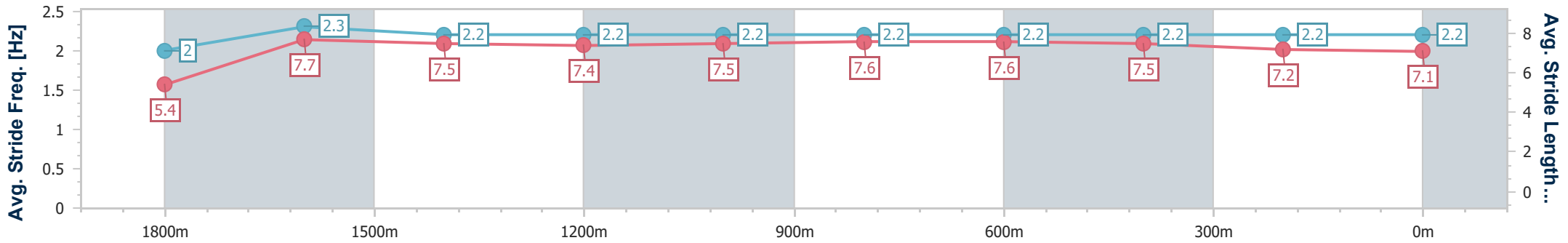
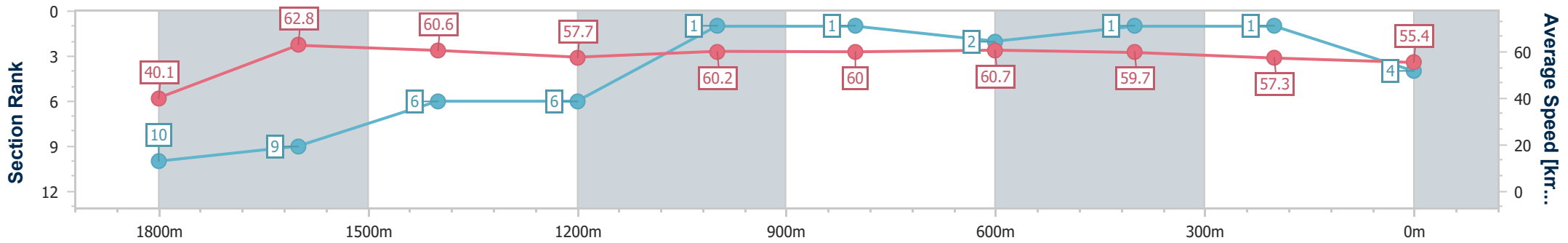
Race 2: SEA WORLD Class 1 Handicap - 1900m



02 September 2023 - 13:56

Track Rating: Synthetic , Weather: Fine, Rail Position: True

Section	Overall	1800m	1600m	1400m	1200m	1000m	800m	600m	400m	200m
Section Times	1:58.92 [4] (0:08.98)	1:49.94 [10] (0:11.56)	1:38.38 [9] (0:11.98)	1:26.40 [6] (0:12.57)	1:13.83 [6] (0:11.98)	1:01.85 [1] (0:12.06)	0:49.79 [1] (0:12.00)	0:37.79 [2] (0:12.14)	0:25.65 [1] (0:12.60)	0:13.05 [1] (0:13.05)
Average Speed [km/h]	40.1	62.8	60.6	57.7	60.2	60.0	60.7	59.7	57.3	55.4
Top Speed [km/h]	59.4	64.2	62.4	58.7	60.7	60.5	61.5	61.6	58.2	56.4
Avg. Dist. to Rail [m]	7.0	3.0	2.2	1.2	2.1	1.5	2.0	1.7	2.4	5.8
Avg. Stride Freq. [Hz]	2.0	2.3	2.2	2.2	2.2	2.2	2.2	2.2	2.2	2.2
Avg. Stride Length [m]	5.4	7.7	7.5	7.4	7.5	7.6	7.6	7.5	7.2	7.1



- [] Ranking at each section and finish
- .-.- No data available at this section
- NA No data available



Horse/Jockey Name	Nice Water
Final Rank	5
Fastest Section Time (Section)	0:08.42 (Overall)
Top Speed [km/h] (Section)	66.2 (1800m)
Race State	Finished



Aquis Park Gold Coast Poly QLD Professional

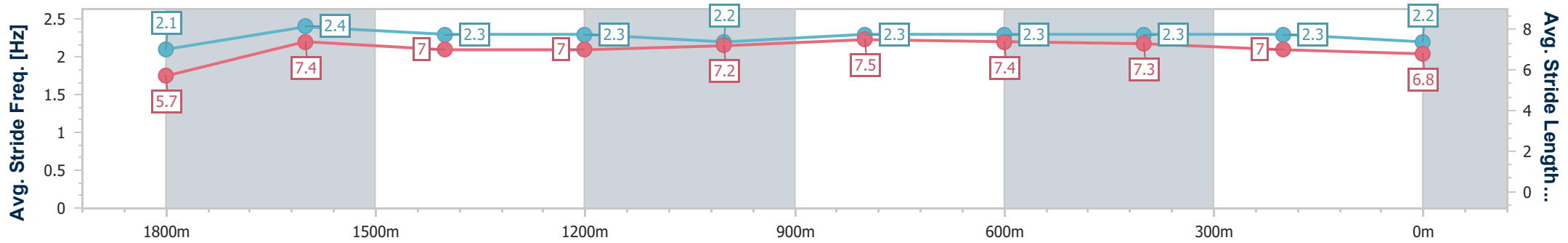
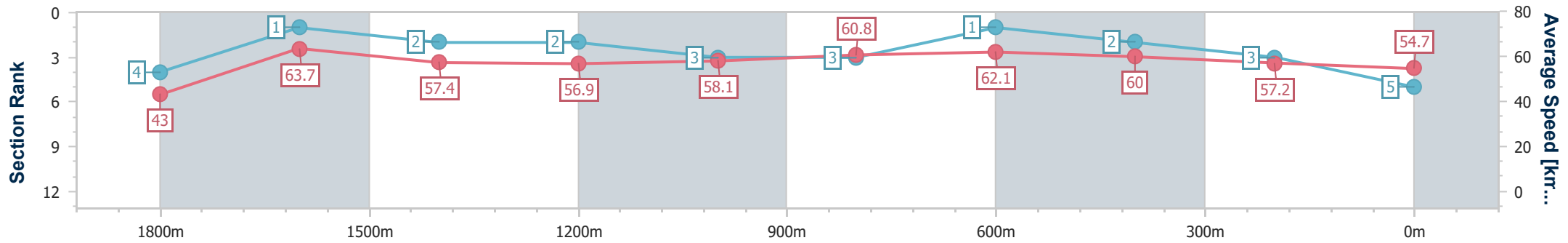
Race 2: SEA WORLD Class 1 Handicap - 1900m



02 September 2023 - 13:56

Track Rating: Synthetic , Weather: Fine, Rail Position: True

Section	Overall	1800m	1600m	1400m	1200m	1000m	800m	600m	400m	200m
Section Times	1:59.18 [5] (0:08.42)	1:50.76 [4] (0:11.27)	1:39.49 [1] (0:12.51)	1:26.98 [2] (0:12.71)	1:14.27 [2] (0:12.41)	1:01.86 [3] (0:11.95)	0:49.91 [3] (0:11.80)	0:38.11 [1] (0:12.21)	0:25.90 [2] (0:12.68)	0:13.22 [3] (0:13.22)
Average Speed [km/h]	43.0	63.7	57.4	56.9	58.1	60.8	62.1	60.0	57.2	54.7
Top Speed [km/h]	62.9	66.2	59.7	59.2	60.0	62.2	63.0	62.9	58.4	56.1
Avg. Dist. to Rail [m]	4.4	1.9	0.4	0.8	1.7	2.1	3.5	3.6	4.4	7.4
Avg. Stride Freq. [Hz]	2.1	2.4	2.3	2.3	2.2	2.3	2.3	2.3	2.3	2.2
Avg. Stride Length [m]	5.7	7.4	7.0	7.0	7.2	7.5	7.4	7.3	7.0	6.8



- [] Ranking at each section and finish
- .-.- No data available at this section
- NA No data available



Horse/Jockey Name	Blushing Lucas
Final Rank	6
Fastest Section Time (Section)	0:08.52 (Overall)
Top Speed [km/h] (Section)	63.7 (1800m)
Race State	Finished



Aquis Park Gold Coast Poly QLD Professional

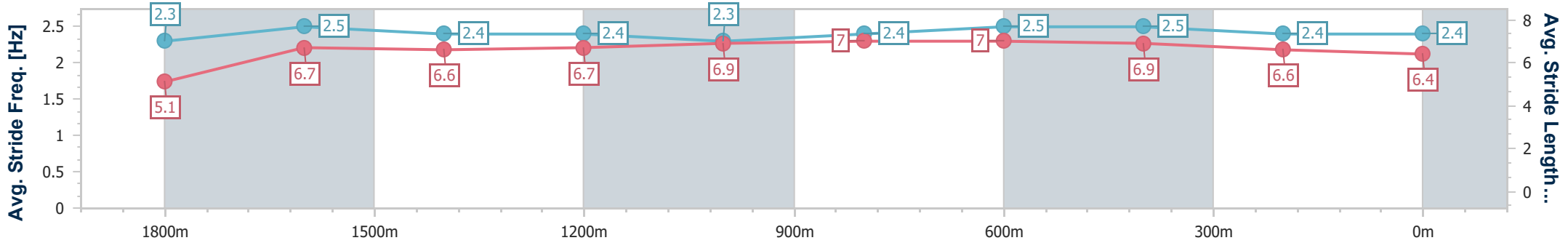
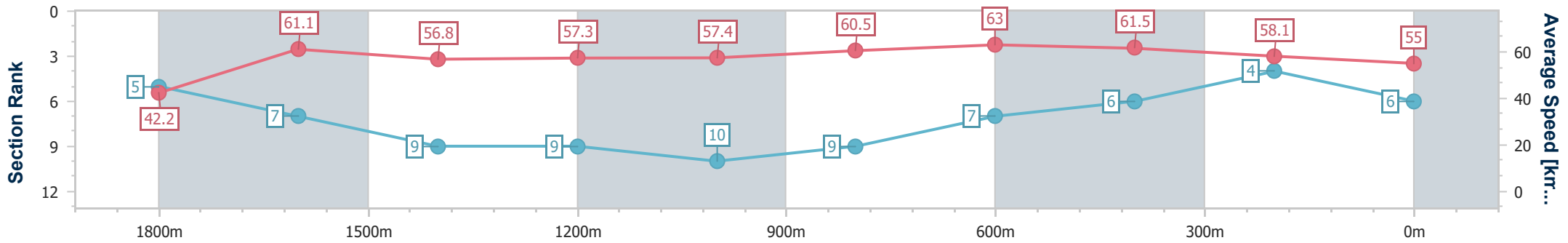
Race 2: SEA WORLD Class 1 Handicap - 1900m



02 September 2023 - 13:56

Track Rating: Synthetic , Weather: Fine, Rail Position: True

Section	Overall	1800m	1600m	1400m	1200m	1000m	800m	600m	400m	200m
Section Times	1:59.19 [6] (0:08.52)	1:50.67 [5] (0:11.81)	1:38.86 [7] (0:12.70)	1:26.16 [9] (0:12.66)	1:13.50 [9] (0:12.54)	1:00.96 [10] (0:12.00)	0:48.96 [9] (0:11.52)	0:37.44 [7] (0:11.82)	0:25.62 [6] (0:12.51)	0:13.11 [4] (0:13.11)
Average Speed [km/h]	42.2	61.1	56.8	57.3	57.4	60.5	63.0	61.5	58.1	55.0
Top Speed [km/h]	58.7	63.7	59.1	60.3	59.0	62.4	63.5	63.5	60.1	57.5
Avg. Dist. to Rail [m]	2.7	1.1	0.8	1.0	3.4	3.7	1.3	1.6	5.8	9.9
Avg. Stride Freq. [Hz]	2.3	2.5	2.4	2.4	2.3	2.4	2.5	2.5	2.4	2.4
Avg. Stride Length [m]	5.1	6.7	6.6	6.7	6.9	7.0	7.0	6.9	6.6	6.4



- [] Ranking at each section and finish
- .-.- No data available at this section
- NA No data available



Horse/Jockey Name	Blue Swimmer
Final Rank	7
Fastest Section Time (Section)	0:08.28 (Overall)
Top Speed [km/h] (Section)	66.4 (1800m)
Race State	Finished



Aquis Park Gold Coast Poly QLD Professional

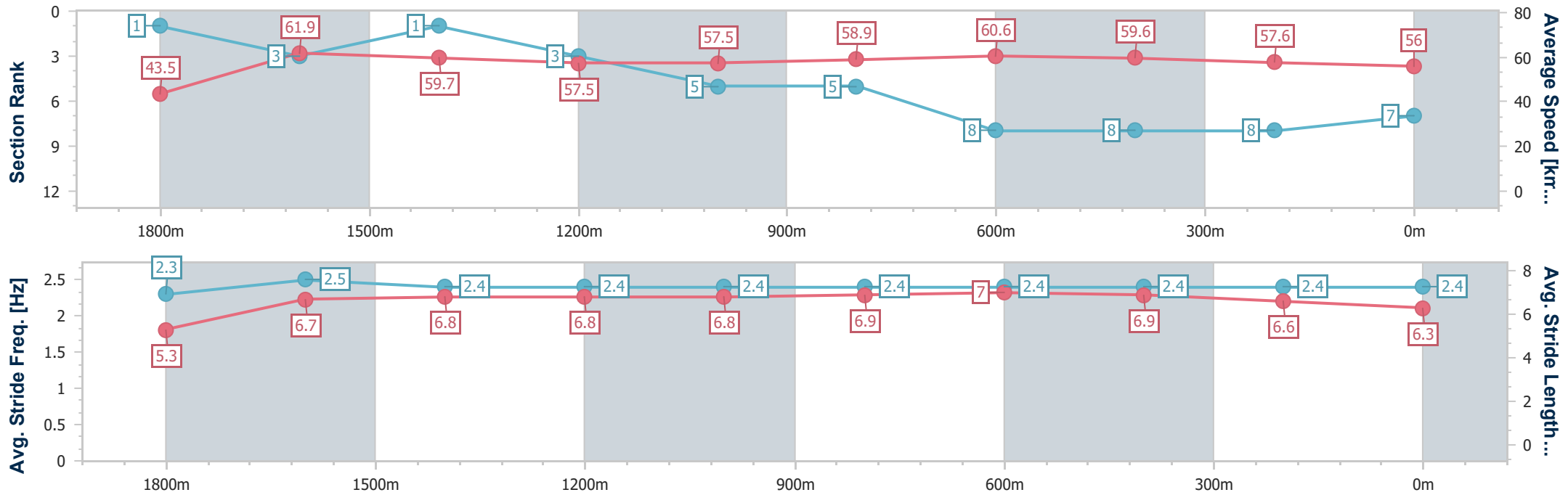
Race 2: SEA WORLD Class 1 Handicap - 1900m

02 September 2023 - 13:56

Track Rating: Synthetic , Weather: Fine, Rail Position: True



Section	Overall	1800m	1600m	1400m	1200m	1000m	800m	600m	400m	200m
Section Times	1:59.43 [7] (0:08.28)	1:51.15 [1] (0:11.74)	1:39.41 [3] (0:12.18)	1:27.23 [1] (0:12.71)	1:14.52 [3] (0:12.52)	1:02.00 [5] (0:12.29)	0:49.71 [5] (0:12.08)	0:37.63 [8] (0:12.22)	0:25.41 [8] (0:12.53)	0:12.88 [8] (0:12.88)
Average Speed [km/h]	43.5	61.9	59.7	57.5	57.5	58.9	60.6	59.6	57.6	56.0
Top Speed [km/h]	60.4	66.4	60.8	58.9	59.3	61.3	61.7	61.0	58.8	58.0
Avg. Dist. to Rail [m]	3.0	2.3	3.4	1.8	1.3	1.5	3.0	2.9	0.6	1.7
Avg. Stride Freq. [Hz]	2.3	2.5	2.4	2.4	2.4	2.4	2.4	2.4	2.4	2.4
Avg. Stride Length [m]	5.3	6.7	6.8	6.8	6.8	6.9	7.0	6.9	6.6	6.3



- [] Ranking at each section and finish
- .-.- No data available at this section
- NA No data available



Horse/Jockey Name	The Wellian
Final Rank	8
Fastest Section Time (Section)	0:08.61 (Overall)
Top Speed [km/h] (Section)	64.2 (1800m)
Race State	Finished



Aquis Park Gold Coast Poly QLD Professional

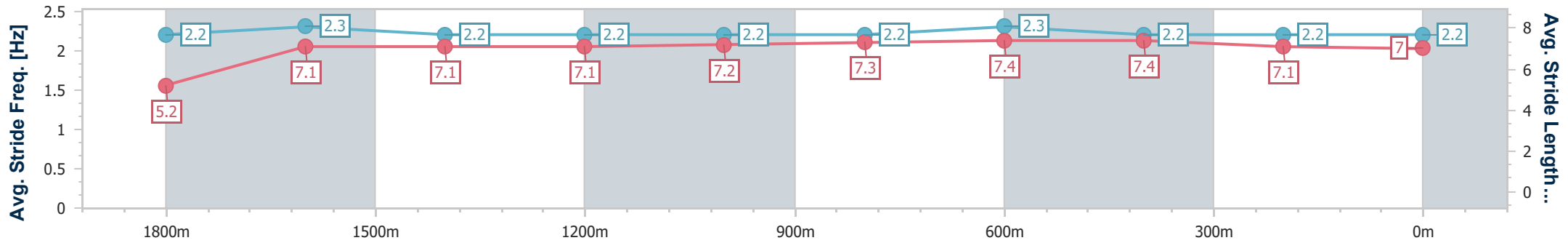
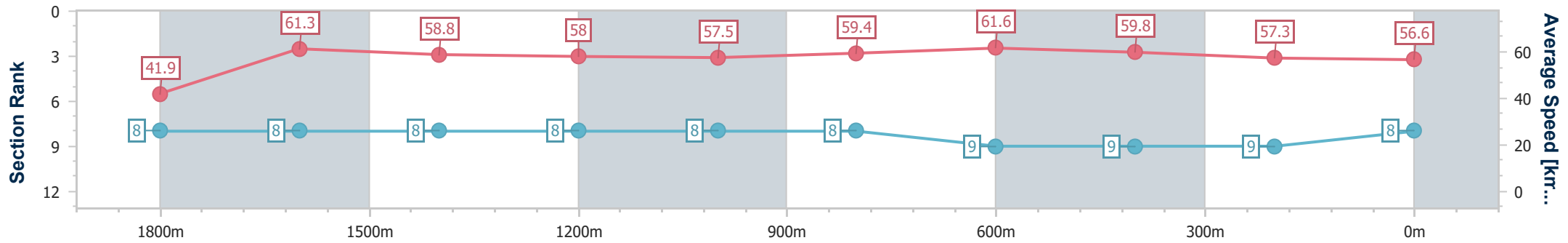
Race 2: SEA WORLD Class 1 Handicap - 1900m

02 September 2023 - 13:56

Track Rating: Synthetic , Weather: Fine, Rail Position: True



Section	Overall	1800m	1600m	1400m	1200m	1000m	800m	600m	400m	200m
Section Times	1:59.63 [8] (0:08.61)	1:51.02 [8] (0:11.86)	1:39.16 [8] (0:12.37)	1:26.79 [8] (0:12.56)	1:14.23 [8] (0:12.53)	1:01.70 [8] (0:12.16)	0:49.54 [8] (0:11.85)	0:37.69 [9] (0:12.26)	0:25.43 [9] (0:12.65)	0:12.78 [9] (0:12.78)
Average Speed [km/h]	41.9	61.3	58.8	58.0	57.5	59.4	61.6	59.8	57.3	56.6
Top Speed [km/h]	58.3	64.2	60.6	59.5	58.7	60.4	62.4	61.2	59.0	57.1
Avg. Dist. to Rail [m]	8.0	3.2	2.6	1.7	1.9	1.7	2.7	3.9	4.1	6.1
Avg. Stride Freq. [Hz]	2.2	2.3	2.2	2.2	2.2	2.2	2.3	2.2	2.2	2.2
Avg. Stride Length [m]	5.2	7.1	7.1	7.1	7.2	7.3	7.4	7.4	7.1	7.0



- [] Ranking at each section and finish
- .-.- No data available at this section
- NA No data available



Horse/Jockey Name	Bring The Boom
Final Rank	9
Fastest Section Time (Section)	0:08.36 (Overall)
Top Speed [km/h] (Section)	65.5 (1800m)
Race State	Finished



Aquis Park Gold Coast Poly QLD Professional

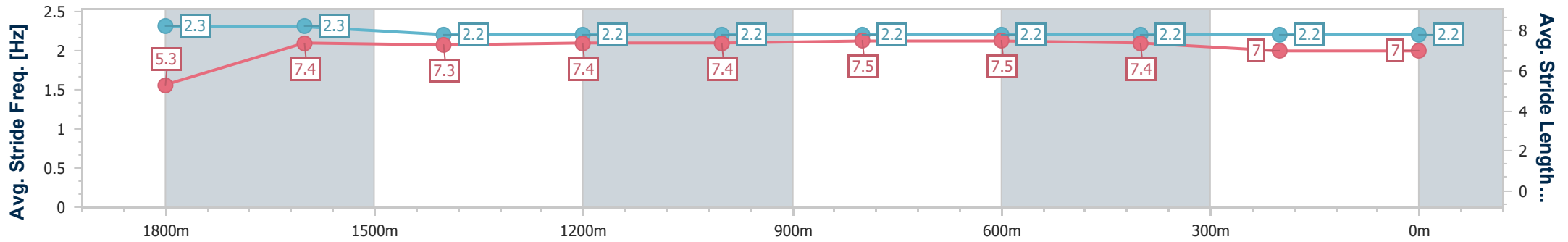
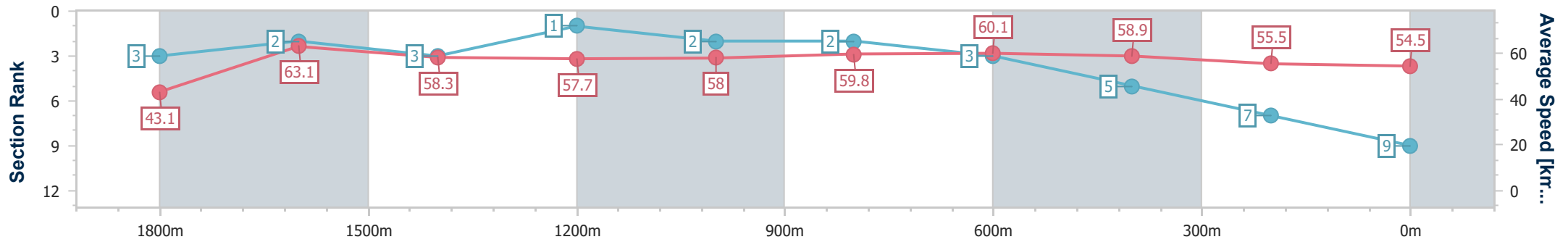
Race 2: SEA WORLD Class 1 Handicap - 1900m



02 September 2023 - 13:56

Track Rating: Synthetic , Weather: Fine, Rail Position: True

Section	Overall	1800m	1600m	1400m	1200m	1000m	800m	600m	400m	200m
Section Times	1:59.69 [9] (0:08.36)	1:51.33 [3] (0:11.48)	1:39.85 [2] (0:12.38)	1:27.47 [3] (0:12.52)	1:14.95 [1] (0:12.42)	1:02.53 [2] (0:12.09)	0:50.44 [2] (0:12.01)	0:38.43 [3] (0:12.28)	0:26.15 [5] (0:12.97)	0:13.18 [7] (0:13.18)
Average Speed [km/h]	43.1	63.1	58.3	57.7	58.0	59.8	60.1	58.9	55.5	54.5
Top Speed [km/h]	61.3	65.5	60.8	60.5	59.5	60.2	61.0	60.8	56.8	56.3
Avg. Dist. to Rail [m]	6.0	3.2	1.0	0.6	1.1	1.0	1.0	0.6	1.5	4.6
Avg. Stride Freq. [Hz]	2.3	2.3	2.2	2.2	2.2	2.2	2.2	2.2	2.2	2.2
Avg. Stride Length [m]	5.3	7.4	7.3	7.4	7.4	7.5	7.5	7.4	7.0	7.0



- [] Ranking at each section and finish
- .-.- No data available at this section
- NA No data available



Horse/Jockey Name	Renault
Final Rank	10
Fastest Section Time (Section)	0:08.72 (Overall)
Top Speed [km/h] (Section)	62.8 (800m)
Race State	Finished



Aquis Park Gold Coast Poly QLD Professional

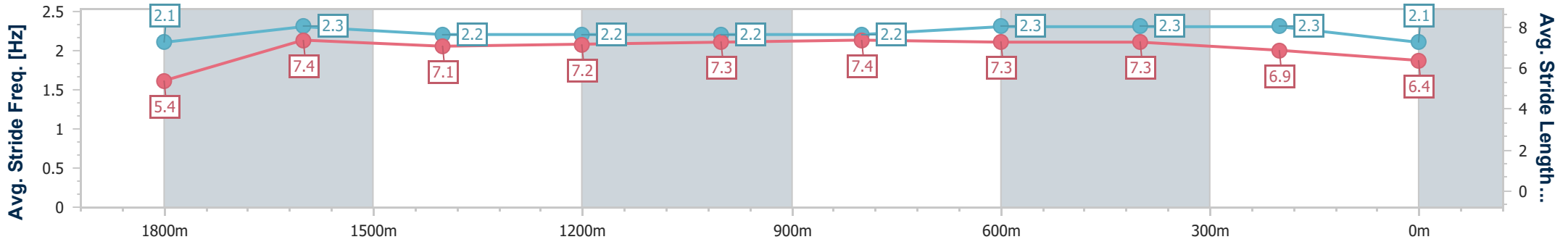
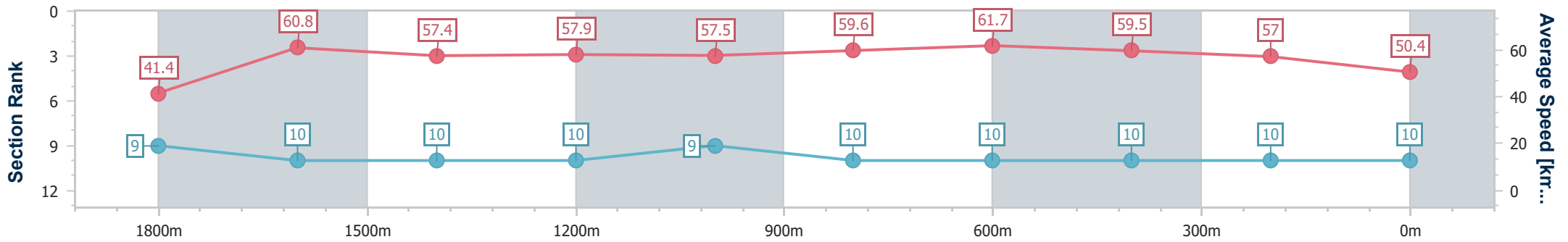
Race 2: SEA WORLD Class 1 Handicap - 1900m



02 September 2023 - 13:56

Track Rating: Synthetic , Weather: Fine, Rail Position: True

Section	Overall	1800m	1600m	1400m	1200m	1000m	800m	600m	400m	200m
Section Times	2:01.50 [10] (0:08.72)	1:52.78 [9] (0:11.87)	1:40.91 [10] (0:12.56)	1:28.35 [10] (0:12.56)	1:15.79 [10] (0:12.49)	1:03.30 [9] (0:12.17)	0:51.13 [10] (0:11.89)	0:39.24 [10] (0:12.23)	0:27.01 [10] (0:12.71)	0:14.30 [10] (0:14.30)
Average Speed [km/h]	41.4	60.8	57.4	57.9	57.5	59.6	61.7	59.5	57.0	50.4
Top Speed [km/h]	59.7	62.2	59.2	59.5	59.1	61.6	62.8	62.0	58.0	54.9
Avg. Dist. to Rail [m]	4.8	1.3	0.8	1.2	2.0	2.1	3.3	2.9	3.5	5.7
Avg. Stride Freq. [Hz]	2.1	2.3	2.2	2.2	2.2	2.2	2.3	2.3	2.3	2.1
Avg. Stride Length [m]	5.4	7.4	7.1	7.2	7.3	7.4	7.3	7.3	6.9	6.4



- [] Ranking at each section and finish
- .-.- No data available at this section
- NA No data available