

Track Rating: Synthetic , Weather: Fine, Rail Position: True

Section	Field Times	Overall	1000m	800m	600m	400m	200m	Last 600m				
		1:00.72 (0:04.95)	0:55.77 (0:10.84)	0:44.93 (0:10.50)	0:34.43 (0:11.04)	0:23.39 (0:11.60)	0:11.79 (0:11.79)	0:34.43				
Rank	TAB Horse/Jockey	Barrier	Top Speed [km/h]	Fastest Section	Overall	1000m	800m	600m	400m	200m	Margin	Distance Travelled [m]
1	3 I AM VOODOO Noel Callow	1	68.4 1000m	0:05.01 Overall	1:00.72 [1] (0:05.01)	0:55.71 [2] (0:11.08)	0:44.63 [5] (0:10.61)	0:34.02 [4] (0:11.06)	0:22.96 [4] (0:11.28)	0:11.68 [4] (0:11.68)	1:00.72	0:34.02
2	2 DASHING GEE GEE Jag Guthmann-Chester	3	70.5 800m	0:05.16 Overall	1:01.08 [2] (0:05.16)	0:55.92 [5] (0:10.91)	0:45.01 [4] (0:10.61)	0:34.40 [3] (0:10.88)	0:23.52 [3] (0:11.37)	0:12.15 [1] (0:12.15)	2L	0:34.40 -3
3	8 IDONEUS Kirk Matheson	7	68.9 800m	0:05.06 Overall	1:01.37 [3] (0:05.06)	0:56.31 [3] (0:10.73)	0:45.58 [1] (0:10.50)	0:35.08 [1] (0:11.04)	0:24.04 [1] (0:11.67)	0:12.37 [3] (0:12.37)	3.5L	0:35.08 -3
4	12 ESTEEMED LADY Jai Williams	13	69.3 800m	0:05.08 Overall	1:01.38 [4] (0:05.08)	0:56.30 [4] (0:10.80)	0:45.50 [2] (0:10.66)	0:34.84 [2] (0:10.87)	0:23.97 [2] (0:11.58)	0:12.39 [2] (0:12.39)	3.6L	0:34.84 -5
5	11 KABOOM Micheal Hellyer	5	69.4 800m	0:05.43 Overall	1:01.83 [5] (0:05.43)	0:56.40 [7] (0:10.96)	0:45.44 [6] (0:10.54)	0:34.90 [7] (0:11.03)	0:23.87 [7] (0:11.55)	0:12.32 [6] (0:12.32)	6.1L	0:34.90 +0
6	9 MAGURO Andrew Spinks	4	68.8 800m	0:04.95 Overall	1:01.90 [6] (0:04.95)	0:56.95 [1] (0:11.11)	0:45.84 [3] (0:10.71)	0:35.13 [5] (0:11.07)	0:24.06 [5] (0:11.62)	0:12.44 [5] (0:12.44)	6.4L	0:35.13 +1
7	6 BID IN A HURRY Justin Stanley	2	68.9 800m	0:05.39 Overall	1:02.71 [7] (0:05.39)	0:57.32 [6] (0:11.00)	0:46.32 [6] (0:10.51)	0:35.81 [6] (0:11.01)	0:24.80 [6] (0:11.77)	0:13.03 [7] (0:13.03)	11.2L	0:35.81 -4

Scratched: Data Patch (#7), Lucifer's Loot (#1), Smile Upon A Star (#5), Inquest (#13), Bag Of Whitt (#4), Our Lil Sistar (#10)



Horse/Jockey Name	I Am Voodoo
Final Rank	1
Fastest Section Time (Section)	0:05.01 (Overall)
Top Speed [km/h] (Section)	68.4 (1000m)
Race State	Finished



Aquis Park Gold Coast Poly QLD Professional

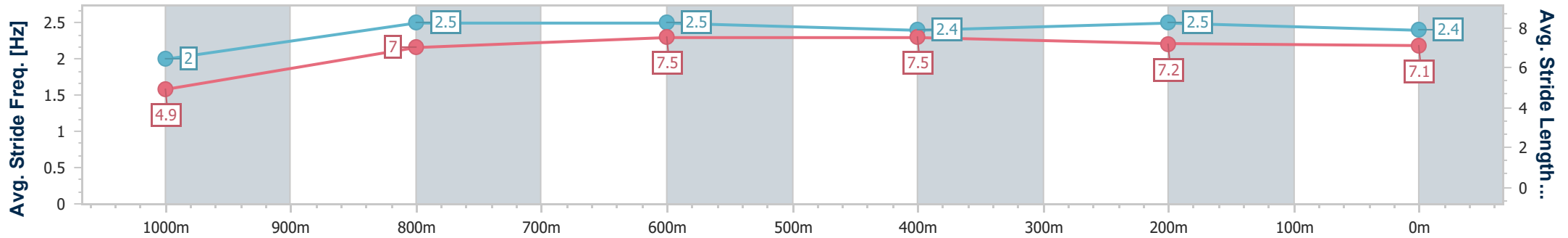
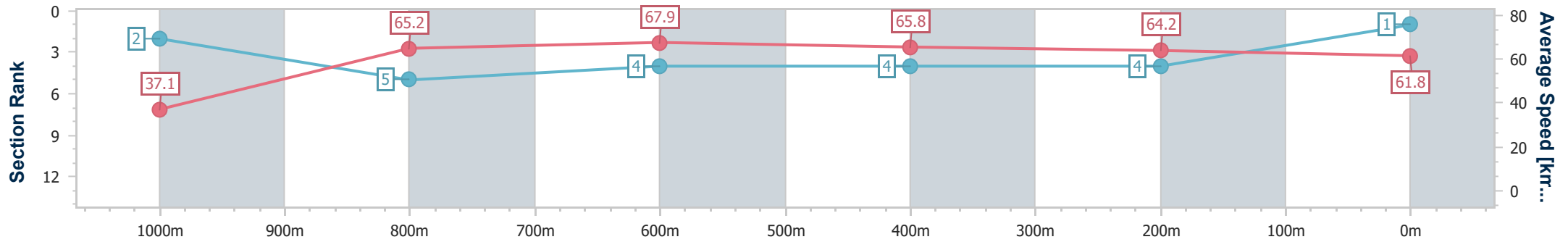
Race 5: WET'N'WILD BENCHMARK 60 Handicap - 1050m

02 September 2023 - 15:44

Track Rating: Synthetic , Weather: Fine, Rail Position: True



Section	Overall	1000m	800m	600m	400m	200m
Section Times	1:00.72 [1] (0:05.01)	0:55.71 [2] (0:11.08)	0:44.63 [5] (0:10.61)	0:34.02 [4] (0:11.06)	0:22.96 [4] (0:11.28)	0:11.68 [4] (0:11.68)
Average Speed [km/h]	37.1	65.2	67.9	65.8	64.2	61.8
Top Speed [km/h]	55.5	68.4	68.4	67.9	65.1	64.5
Avg. Dist. to Rail [m]	1.5	0.6	0.6	1.8	2.9	2.0
Avg. Stride Freq. [Hz]	2.0	2.5	2.5	2.4	2.5	2.4
Avg. Stride Length [m]	4.9	7.0	7.5	7.5	7.2	7.1



- [] Ranking at each section and finish
- .-.- No data available at this section
- NA No data available



Horse/Jockey Name	Dashing Gee Gee
Final Rank	2
Fastest Section Time (Section)	0:05.16 (Overall)
Top Speed [km/h] (Section)	70.5 (800m)
Race State	Finished



Aquis Park Gold Coast Poly QLD Professional

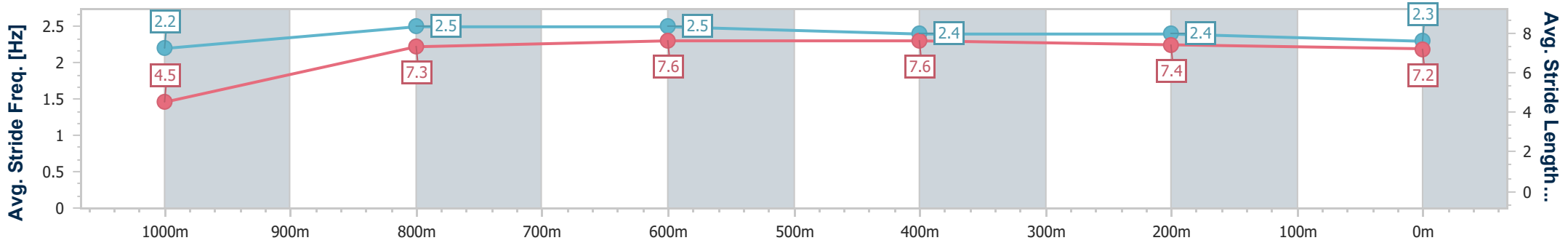
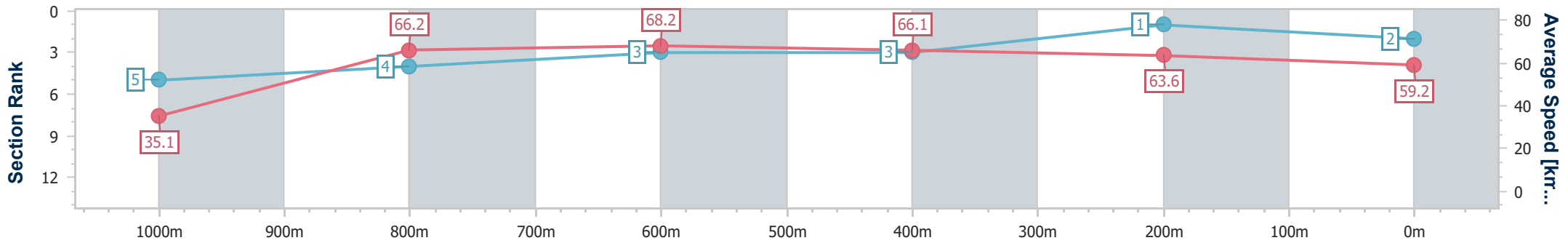
Race 5: WET'N'WILD BENCHMARK 60 Handicap - 1050m



02 September 2023 - 15:44

Track Rating: Synthetic , Weather: Fine, Rail Position: True

Section	Overall	1000m	800m	600m	400m	200m
Section Times	1:01.08 [2] (0:05.16)	0:55.92 [5] (0:10.91)	0:45.01 [4] (0:10.61)	0:34.40 [3] (0:10.88)	0:23.52 [3] (0:11.37)	0:12.15 [1] (0:12.15)
Average Speed [km/h]	35.1	66.2	68.2	66.1	63.6	59.2
Top Speed [km/h]	56.8	68.3	70.5	69.0	65.0	63.2
Avg. Dist. to Rail [m]	2.9	1.2	0.8	0.3	2.5	2.6
Avg. Stride Freq. [Hz]	2.2	2.5	2.5	2.4	2.4	2.3
Avg. Stride Length [m]	4.5	7.3	7.6	7.6	7.4	7.2



- [] Ranking at each section and finish
- .-.- No data available at this section
- NA No data available



Horse/Jockey Name	Idoneus
Final Rank	3
Fastest Section Time (Section)	0:05.06 (Overall)
Top Speed [km/h] (Section)	68.9 (800m)
Race State	Finished



Aquis Park Gold Coast Poly QLD Professional

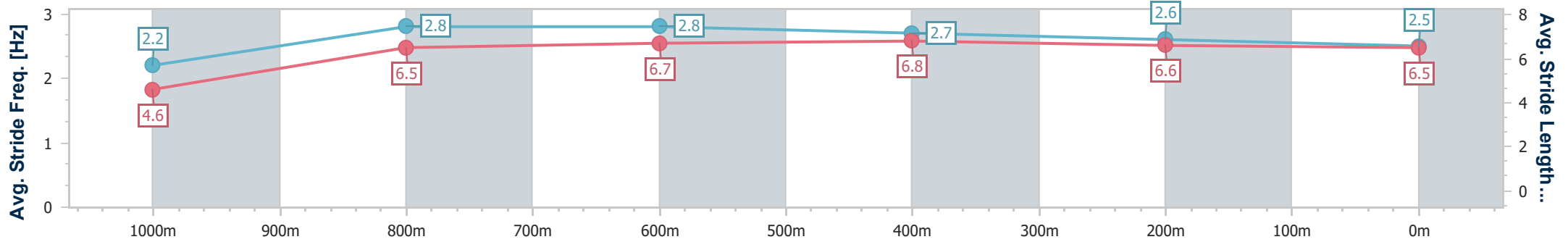
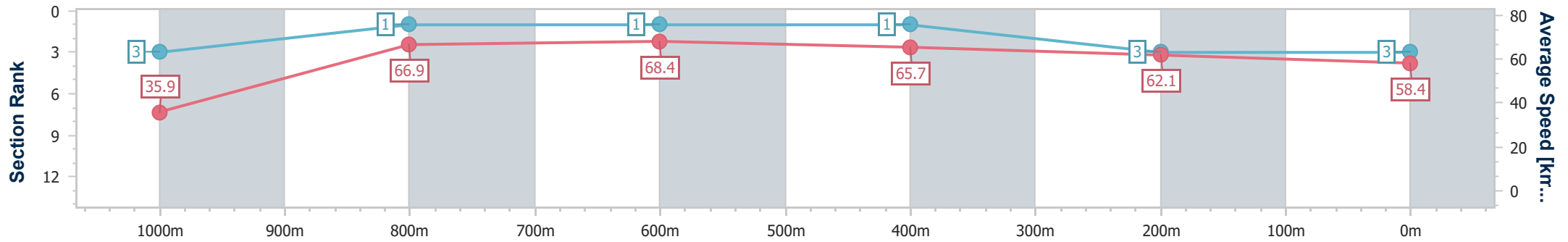
Race 5: WET'N'WILD BENCHMARK 60 Handicap - 1050m



02 September 2023 - 15:44

Track Rating: Synthetic , Weather: Fine, Rail Position: True

Section	Overall	1000m	800m	600m	400m	200m
Section Times	1:01.37 [3] (0:05.06)	0:56.31 [3] (0:10.73)	0:45.58 [1] (0:10.50)	0:35.08 [1] (0:11.04)	0:24.04 [1] (0:11.67)	0:12.37 [3] (0:12.37)
Average Speed [km/h]	35.9	66.9	68.4	65.7	62.1	58.4
Top Speed [km/h]	59.7	68.6	68.9	68.0	63.4	60.4
Avg. Dist. to Rail [m]	4.7	1.2	1.0	1.8	2.9	2.1
Avg. Stride Freq. [Hz]	2.2	2.8	2.8	2.7	2.6	2.5
Avg. Stride Length [m]	4.6	6.5	6.7	6.8	6.6	6.5



- [] Ranking at each section and finish
- .-.- No data available at this section
- NA No data available



Horse/Jockey Name	Esteemed Lady
Final Rank	4
Fastest Section Time (Section)	0:05.08 (Overall)
Top Speed [km/h] (Section)	69.3 (800m)
Race State	Finished



Aquis Park Gold Coast Poly QLD Professional

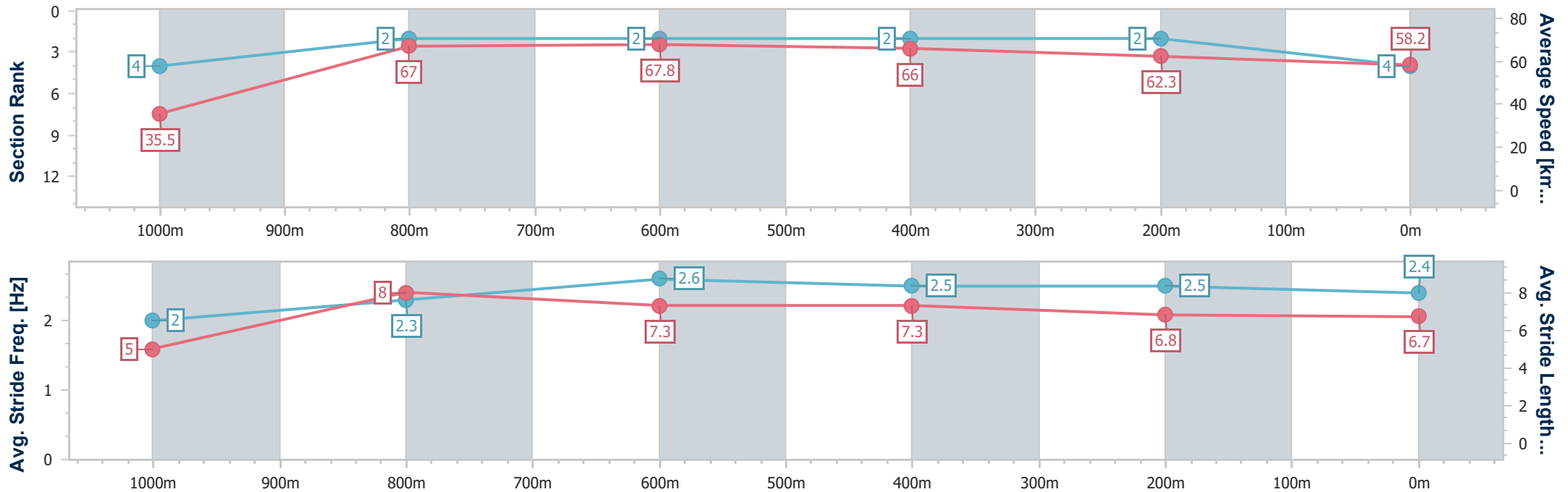
Race 5: WET'N'WILD BENCHMARK 60 Handicap - 1050m



02 September 2023 - 15:44

Track Rating: Synthetic , Weather: Fine, Rail Position: True

Section	Overall	1000m	800m	600m	400m	200m
Section Times	1:01.38 [4] (0:05.08)	0:56.30 [4] (0:10.80)	0:45.50 [2] (0:10.66)	0:34.84 [2] (0:10.87)	0:23.97 [2] (0:11.58)	0:12.39 [2] (0:12.39)
Average Speed [km/h]	35.5	67.0	67.8	66.0	62.3	58.2
Top Speed [km/h]	59.6	69.1	69.3	68.4	64.5	61.5
Avg. Dist. to Rail [m]	7.1	3.3	0.4	0.6	1.2	1.0
Avg. Stride Freq. [Hz]	2.0	2.3	2.6	2.5	2.5	2.4
Avg. Stride Length [m]	5.0	8.0	7.3	7.3	6.8	6.7



- [] Ranking at each section and finish
- .-.- No data available at this section
- NA No data available



Horse/Jockey Name	Kaboom
Final Rank	5
Fastest Section Time (Section)	0:05.43 (Overall)
Top Speed [km/h] (Section)	69.4 (800m)
Race State	Finished



Aquis Park Gold Coast Poly QLD Professional

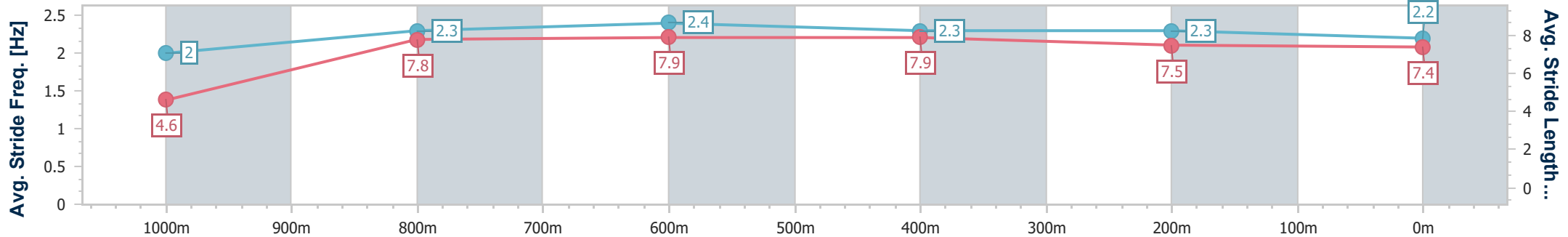
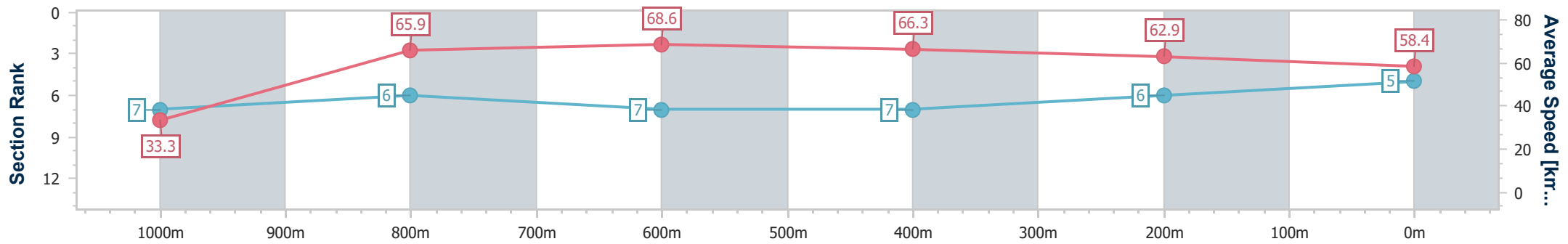
Race 5: WET'N'WILD BENCHMARK 60 Handicap - 1050m

02 September 2023 - 15:44

Track Rating: Synthetic , Weather: Fine, Rail Position: True



Section	Overall	1000m	800m	600m	400m	200m
Section Times	1:01.83 [5] (0:05.43)	0:56.40 [7] (0:10.96)	0:45.44 [6] (0:10.54)	0:34.90 [7] (0:11.03)	0:23.87 [7] (0:11.55)	0:12.32 [6] (0:12.32)
Average Speed [km/h]	33.3	65.9	68.6	66.3	62.9	58.4
Top Speed [km/h]	55.2	68.9	69.4	68.1	64.3	61.7
Avg. Dist. to Rail [m]	4.2	1.2	1.1	2.9	4.8	6.3
Avg. Stride Freq. [Hz]	2.0	2.3	2.4	2.3	2.3	2.2
Avg. Stride Length [m]	4.6	7.8	7.9	7.9	7.5	7.4



- [] Ranking at each section and finish
- .-.- No data available at this section
- NA No data available



Horse/Jockey Name	Maguro
Final Rank	6
Fastest Section Time (Section)	0:04.95 (Overall)
Top Speed [km/h] (Section)	68.8 (800m)
Race State	Finished



Aquis Park Gold Coast Poly QLD Professional

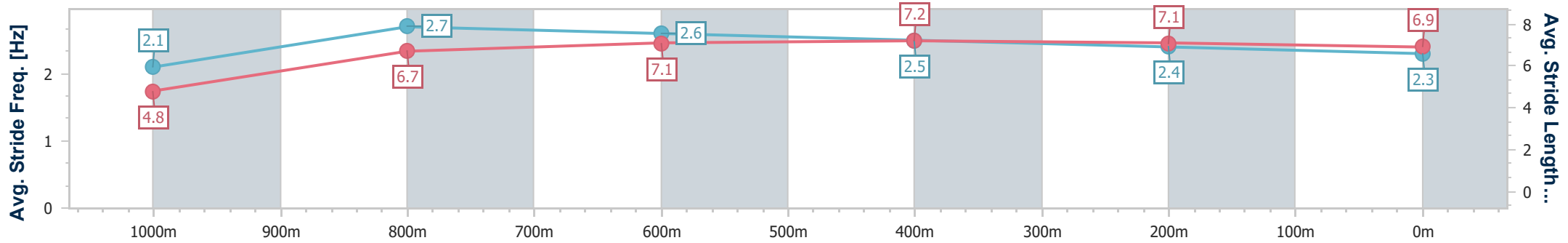
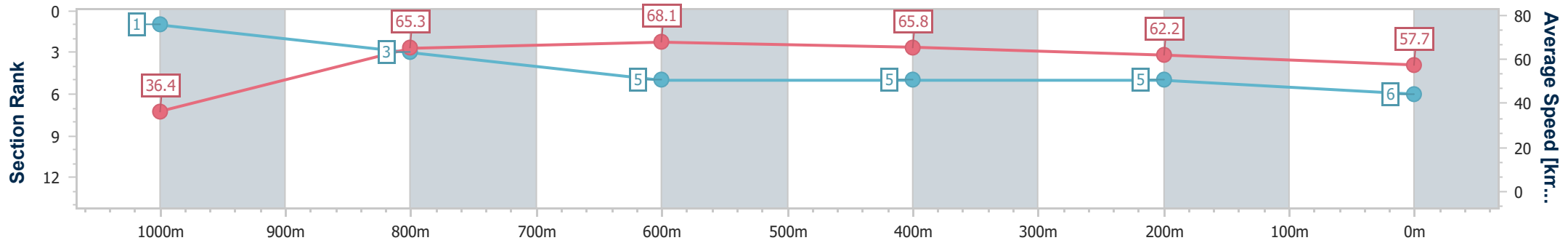
Race 5: WET'N'WILD BENCHMARK 60 Handicap - 1050m



02 September 2023 - 15:44

Track Rating: Synthetic , Weather: Fine, Rail Position: True

Section	Overall	1000m	800m	600m	400m	200m
Section Times	1:01.90 [6] (0:04.95)	0:56.95 [1] (0:11.11)	0:45.84 [3] (0:10.71)	0:35.13 [5] (0:11.07)	0:24.06 [5] (0:11.62)	0:12.44 [5] (0:12.44)
Average Speed [km/h]	36.4	65.3	68.1	65.8	62.2	57.7
Top Speed [km/h]	56.3	68.2	68.8	67.4	64.5	61.2
Avg. Dist. to Rail [m]	4.2	2.4	2.2	2.4	2.5	4.6
Avg. Stride Freq. [Hz]	2.1	2.7	2.6	2.5	2.4	2.3
Avg. Stride Length [m]	4.8	6.7	7.1	7.2	7.1	6.9



- [] Ranking at each section and finish
- .-.- No data available at this section
- NA No data available



Horse/Jockey Name	Bid In A Hurry
Final Rank	7
Fastest Section Time (Section)	0:05.39 (Overall)
Top Speed [km/h] (Section)	68.9 (800m)
Race State	Finished



Aquis Park Gold Coast Poly QLD Professional

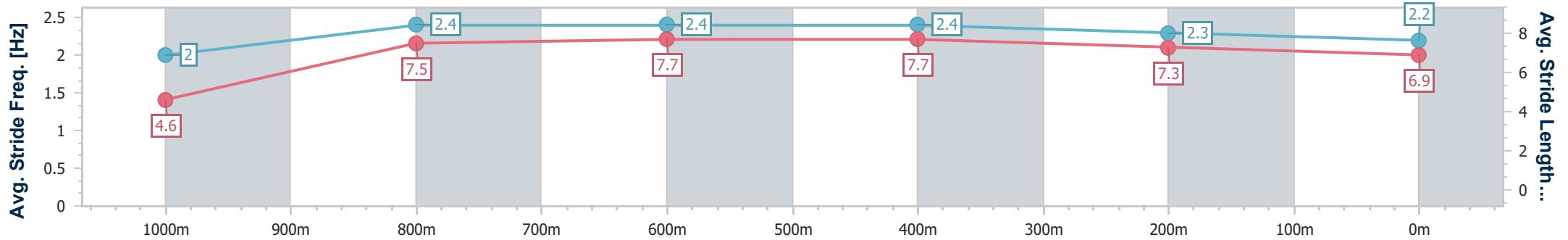
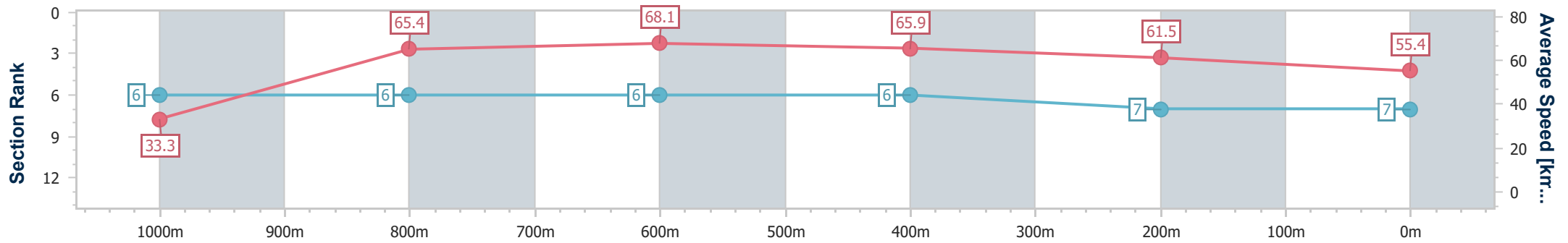
Race 5: WET'N'WILD BENCHMARK 60 Handicap - 1050m

02 September 2023 - 15:44

Track Rating: Synthetic , Weather: Fine, Rail Position: True



Section	Overall	1000m	800m	600m	400m	200m
Section Times	1:02.71 [7] (0:05.39)	0:57.32 [6] (0:11.00)	0:46.32 [6] (0:10.51)	0:35.81 [6] (0:11.01)	0:24.80 [6] (0:11.77)	0:13.03 [7] (0:13.03)
Average Speed [km/h]	33.3	65.4	68.1	65.9	61.5	55.4
Top Speed [km/h]	55.8	68.4	68.9	68.7	63.9	59.8
Avg. Dist. to Rail [m]	1.0	0.4	1.0	1.1	2.2	0.7
Avg. Stride Freq. [Hz]	2.0	2.4	2.4	2.4	2.3	2.2
Avg. Stride Length [m]	4.6	7.5	7.7	7.7	7.3	6.9



- [] Ranking at each section and finish
- .-.- No data available at this section
- NA No data available