



Toowoomba QLD Professional

Race 1: NEIL MANSELL TRANSPORT BENCHMARK 75 Handicap - 1200m

02 September 2023 - 17:20



Track Rating: Good 4, Weather: Fine, Rail Position: +4m Entire

Section												Last 600m		
Field Times												0:00.00		
	Overall	1000m	800m	600m	400m	200m								
	1:12.33 (0:13.94)	0:58.39 (0:10.98)	0:47.41 (0:11.39)	0:36.02 (0:11.70)	0:24.32 (0:11.87)	0:12.45 (0:12.45)						0:00.00		
Rank	TAB	Horse/Jockey	Barrier	Top Speed [km/h]	Fastest Section	Margin	Margin						Distance Travelled [m]	
1	3	BUGALUGS Matthew McGillivray	3	68.4	0:10.98	1:12.33 [1] (0:13.94)	0:58.39 [1] (0:10.98)	0:47.41 [1] (0:11.39)	0:36.02 [1] (0:11.70)	0:24.32 [1] (0:11.87)	0:12.45 [2] (0:12.45)	1:12.33	0:36.02	
2	1	REJOICED Tahlia Fenlon	11	Data was not able to be tracked for this horse		:-:--	:-:--	:-:--	:-:--	:-:--	:-:--	0.2L	:-:--	----
3	7	MOTOMISS Chris Whiteley	12	66.7	0:11.01	1:12.39 [3] (0:14.75)	0:57.64 [9] (0:11.01)	0:46.63 [8] (0:11.21)	0:35.42 [8] (0:11.83)	0:23.59 [6] (0:11.72)	0:11.87 [4] (0:11.87)	0.3L	0:35.42	+6
4	8	BRAVE WARRIOR Adin Thompson	1	66.9	0:11.04	1:12.51 [4] (0:14.10)	0:58.41 [2] (0:11.04)	0:47.37 [3] (0:11.34)	0:36.03 [2] (0:11.65)	0:24.38 [2] (0:11.75)	0:12.63 [1] (0:12.63)	0.8L	0:36.03	+2
5	12	SUKHBIR Georgina Cartwright	4	67.6	0:10.93	1:12.95 [5] (0:14.44)	0:58.51 [5] (0:10.93)	0:47.58 [5] (0:11.16)	0:36.42 [4] (0:12.00)	0:24.42 [4] (0:11.90)	0:12.52 [3] (0:12.52)	3.3L	0:36.42	+5
6	9	CRACKER ESSGEE Nozi Tomizawa	7	66.1	0:11.17	1:13.75 [6] (0:14.87)	0:58.88 [10] (0:11.24)	0:47.64 [10] (0:11.17)	0:36.47 [10] (0:11.82)	0:24.65 [10] (0:11.95)	0:12.70 [7] (0:12.70)	7.8L	0:36.47	+6
7	4	COLPO DI TAMBURO Kenji Yoshida	2	66.6	0:10.91	1:13.89 [7] (0:14.47)	0:59.42 [6] (0:10.91)	0:48.51 [6] (0:11.26)	0:37.25 [6] (0:12.13)	0:25.12 [5] (0:12.10)	0:13.02 [5] (0:13.02)	8.6L	0:37.25	+3
8	5	KUZCO LAD Michael Murphy	9	66.8	0:11.16	1:14.38 [8] (0:14.50)	0:59.88 [7] (0:11.16)	0:48.72 [7] (0:11.37)	0:37.35 [9] (0:12.02)	0:25.33 [9] (0:12.39)	0:12.94 [10] (0:12.94)	11.4L	0:37.35	+8
9	10	BULLETIN Leeanne McCoy	5	65.7	0:11.11	1:14.39 [9] (0:14.65)	0:59.74 [8] (0:11.11)	0:48.63 [8] (0:11.11)	0:37.52 [7] (0:12.04)	0:25.48 [8] (0:12.26)	0:13.22 [8] (0:13.22)	11.5L	0:37.52	+1
10	6	MISS BARTY Anthony Allen	10	67.6	0:10.90	1:14.83 [10] (0:14.15)	1:00.68 [3] (0:10.90)	0:49.78 [2] (0:11.57)	0:38.21 [5] (0:12.25)	0:25.96 [7] (0:12.56)	0:13.40 [9] (0:13.40)	14L	0:38.21	+11

Scratched: First Peoples (#11)

Report Created: Sat 2 September 2023 20:03 GMT (Note: Timing is based on position data)

Page 1/13

[] Ranking at each section and finish
 :-:-- No data available at this section
 NA No data available

SCN Saddle cloth number
 DNF Did not finish
 DNT Did not track

data processed by TRIPLESDATA



Toowoomba QLD Professional
 Race 1: NEIL MANSELL TRANSPORT BENCHMARK 75 Handicap -
 1200m

02 September 2023 - 17:20



Track Rating: Good 4, Weather: Fine, Rail Position: +4m Entire

Section	Overall	1000m	800m	600m	400m	200m	Last 600m
Field Times	1:12.33 (0:13.94)	0:58.39 (0:10.98)	0:47.41 (0:11.39)	0:36.02 (0:11.70)	0:24.32 (0:11.87)	0:12.45 (0:12.45)	0:00.00

Rank	TAB	Horse/Jockey	Barrier	Top Speed [km/h]	Fastest Section	Margin	Distance Travelled [m]
11	2	VAINSTREAM	6	68.8	0:10.79	1:14.89 [11]	
		Liv O'Donnell		1000m	1000m	(0:14.40)	

Overall	1000m	800m	600m	400m	200m	Last 600m
1:00.49 [4]	0:49.70 [4]	0:38.39 [3]	0:26.43 [3]	0:13.84 [6]	14.3L	0:38.39
(0:10.79)	(0:11.31)	(0:11.96)	(0:12.59)	(0:13.84)		

Scratched: First Peoples (#11)

[] Ranking at each section and finish
 -:--:-- No data available at this section
 NA No data available

SCN Saddle cloth number
 DNF Did not finish
 DNT Did not track



Horse/Jockey Name	Bugalugs
Final Rank	1
Fastest Section Time (Section)	0:10.98 (1000m)
Top Speed [km/h] (Section)	68.4 (Overall)
Race State	Finished



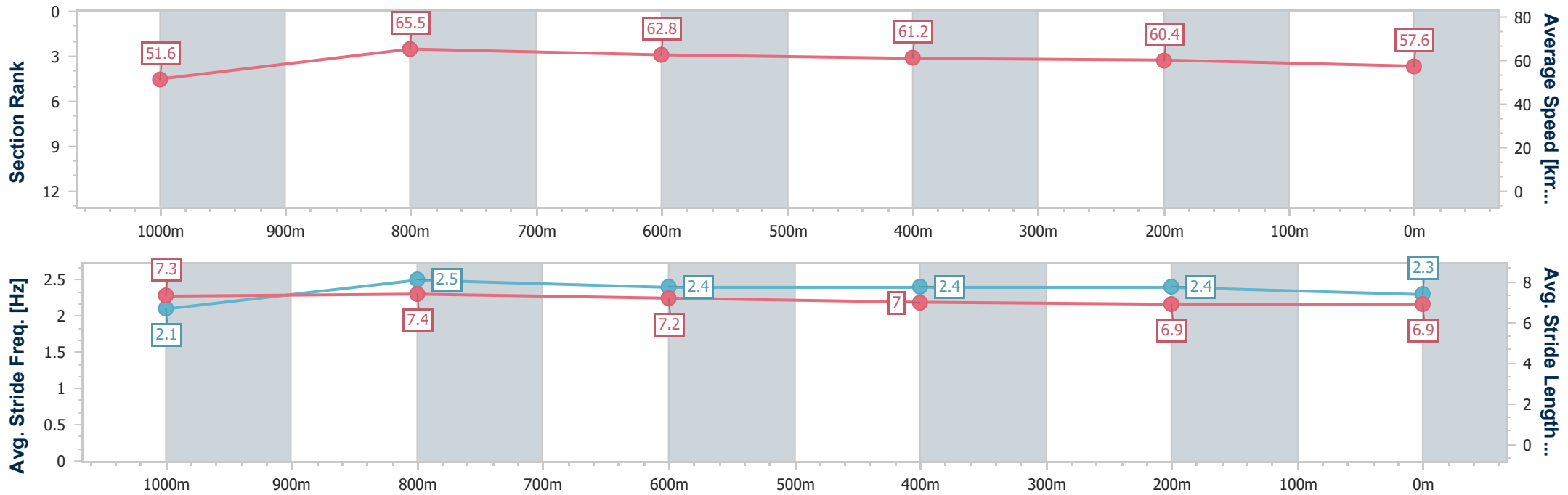
Toowoomba QLD Professional
Race 1: NEIL MANSELL TRANSPORT BENCHMARK 75
Handicap - 1200m



02 September 2023 - 17:20

Track Rating: Good 4, Weather: Fine, Rail Position: +4m Entire

Section	Overall	1000m	800m	600m	400m	200m
Section Times	1:12.33 [1] (0:13.94)	0:58.39 [1] (0:10.98)	0:47.41 [1] (0:11.39)	0:36.02 [1] (0:11.70)	0:24.32 [1] (0:11.87)	0:12.45 [2] (0:12.45)
Average Speed [km/h]	51.6	65.5	62.8	61.2	60.4	57.6
Top Speed [km/h]	68.4	67.6	64.4	62.7	61.2	58.8
Avg. Dist. to Rail [m]	5.8	0.7	1.1	0.8	1.6	0.3
Avg. Stride Freq. [Hz]	2.1	2.5	2.4	2.4	2.4	2.3
Avg. Stride Length [m]	7.3	7.4	7.2	7.0	6.9	6.9



- [] Ranking at each section and finish
- .-.- No data available at this section
- NA No data available



Horse/Jockey Name	Motomiss
Final Rank	3
Fastest Section Time (Section)	0:11.01 (1000m)
Top Speed [km/h] (Section)	66.7 (1000m)
Race State	Finished



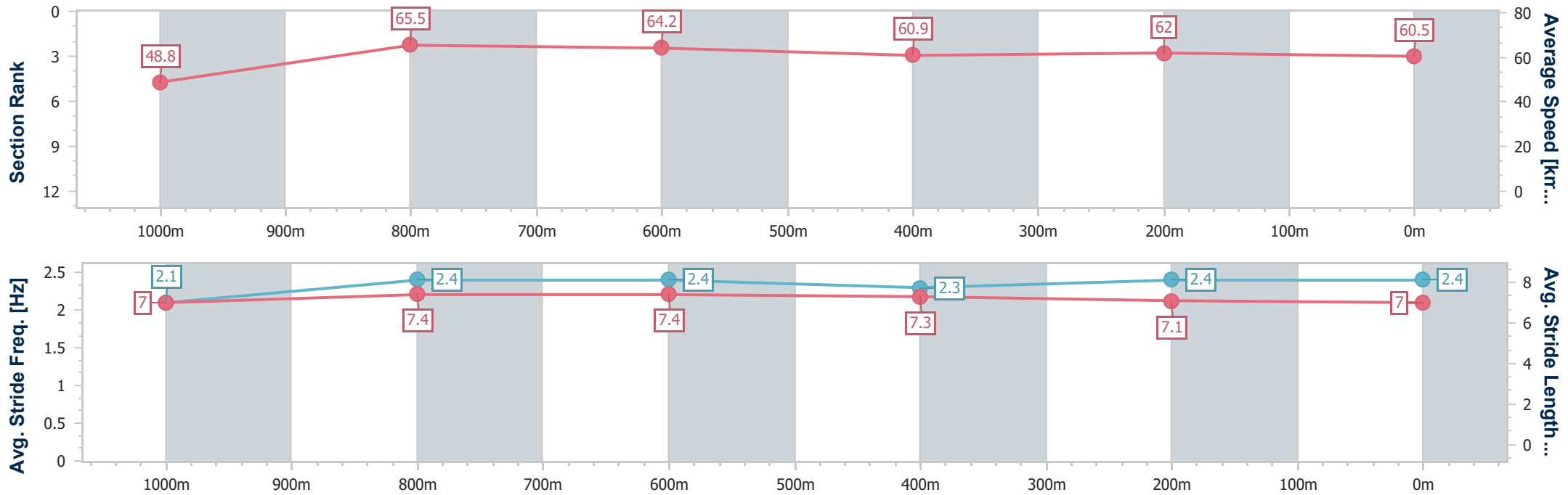
Toowoomba QLD Professional
 Race 1: NEIL MANSELL TRANSPORT BENCHMARK 75
 Handicap - 1200m



02 September 2023 - 17:20

Track Rating: Good 4, Weather: Fine, Rail Position: +4m Entire

Section	Overall	1000m	800m	600m	400m	200m
Section Times	1:12.39 [3] (0:14.75)	0:57.64 [9] (0:11.01)	0:46.63 [8] (0:11.21)	0:35.42 [8] (0:11.83)	0:23.59 [6] (0:11.72)	0:11.87 [4] (0:11.87)
Average Speed [km/h]	48.8	65.5	64.2	60.9	62.0	60.5
Top Speed [km/h]	66.0	66.7	65.5	63.4	63.0	62.2
Avg. Dist. to Rail [m]	12.8	1.0	0.4	0.3	2.8	3.2
Avg. Stride Freq. [Hz]	2.1	2.4	2.4	2.3	2.4	2.4
Avg. Stride Length [m]	7.0	7.4	7.4	7.3	7.1	7.0



- [] Ranking at each section and finish
- .-.- No data available at this section
- NA No data available



Horse/Jockey Name	Brave Warrior
Final Rank	4
Fastest Section Time (Section)	0:11.04 (1000m)
Top Speed [km/h] (Section)	66.9 (Overall)
Race State	Finished



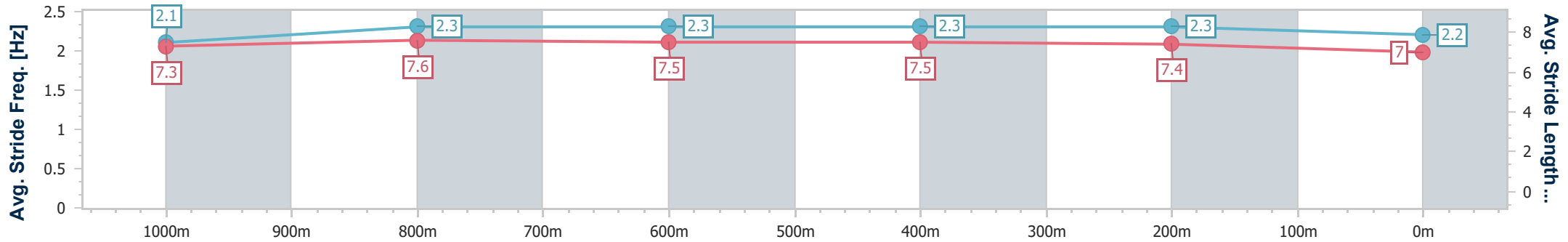
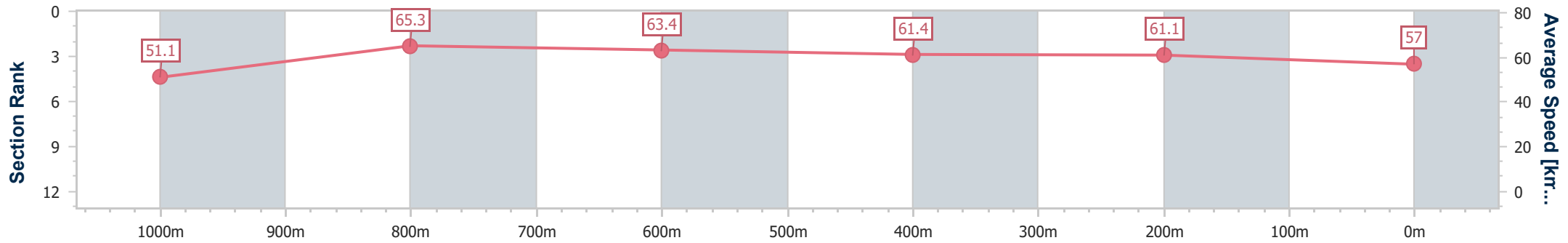
Toowoomba QLD Professional
Race 1: NEIL MANSELL TRANSPORT BENCHMARK 75
Handicap - 1200m



02 September 2023 - 17:20

Track Rating: Good 4, Weather: Fine, Rail Position: +4m Entire

Section	Overall	1000m	800m	600m	400m	200m
Section Times	1:12.51 [4] (0:14.10)	0:58.41 [2] (0:11.04)	0:47.37 [3] (0:11.34)	0:36.03 [2] (0:11.65)	0:24.38 [2] (0:11.75)	0:12.63 [1] (0:12.63)
Average Speed [km/h]	51.1	65.3	63.4	61.4	61.1	57.0
Top Speed [km/h]	66.9	66.5	65.3	62.3	62.4	58.7
Avg. Dist. to Rail [m]	6.2	0.9	0.8	0.9	0.5	0.5
Avg. Stride Freq. [Hz]	2.1	2.3	2.3	2.3	2.3	2.2
Avg. Stride Length [m]	7.3	7.6	7.5	7.5	7.4	7.0



- [] Ranking at each section and finish
- .-.- No data available at this section
- NA No data available



Horse/Jockey Name	Sukhbir
Final Rank	5
Fastest Section Time (Section)	0:10.93 (1000m)
Top Speed [km/h] (Section)	67.6 (Overall)
Race State	Finished



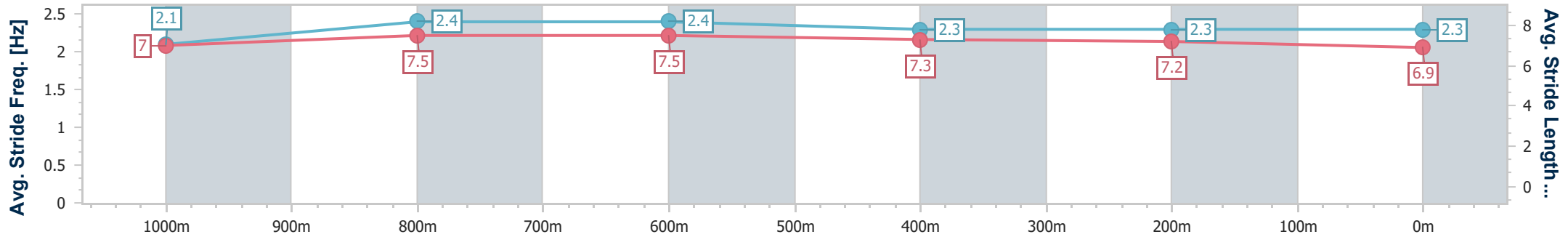
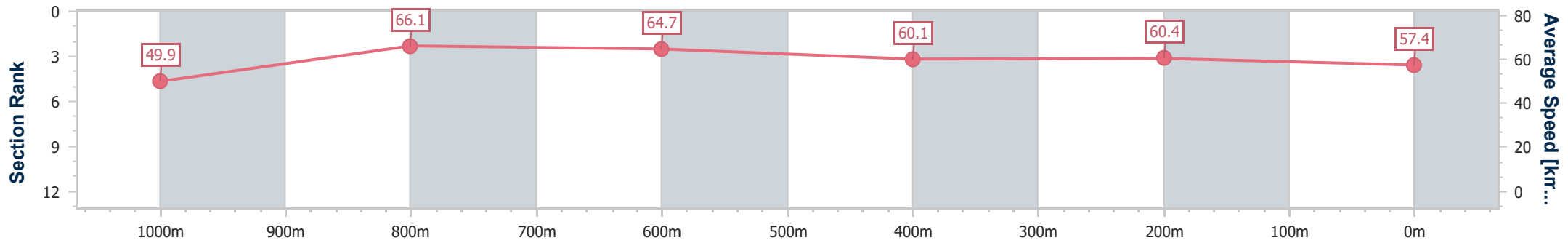
Toowoomba QLD Professional
 Race 1: NEIL MANSELL TRANSPORT BENCHMARK 75
 Handicap - 1200m



02 September 2023 - 17:20

Track Rating: Good 4, Weather: Fine, Rail Position: +4m Entire

Section	Overall	1000m	800m	600m	400m	200m
Section Times	1:12.95 [5] (0:14.44)	0:58.51 [5] (0:10.93)	0:47.58 [5] (0:11.16)	0:36.42 [4] (0:12.00)	0:24.42 [4] (0:11.90)	0:12.52 [3] (0:12.52)
Average Speed [km/h]	49.9	66.1	64.7	60.1	60.4	57.4
Top Speed [km/h]	67.6	67.1	66.0	63.0	61.4	61.3
Avg. Dist. to Rail [m]	7.3	1.2	1.0	0.4	0.4	0.7
Avg. Stride Freq. [Hz]	2.1	2.4	2.4	2.3	2.3	2.3
Avg. Stride Length [m]	7.0	7.5	7.5	7.3	7.2	6.9



- [] Ranking at each section and finish
- .-.- No data available at this section
- NA No data available



Horse/Jockey Name	Cracker Essgee
Final Rank	6
Fastest Section Time (Section)	0:11.17 (800m)
Top Speed [km/h] (Section)	66.1 (800m)
Race State	Finished



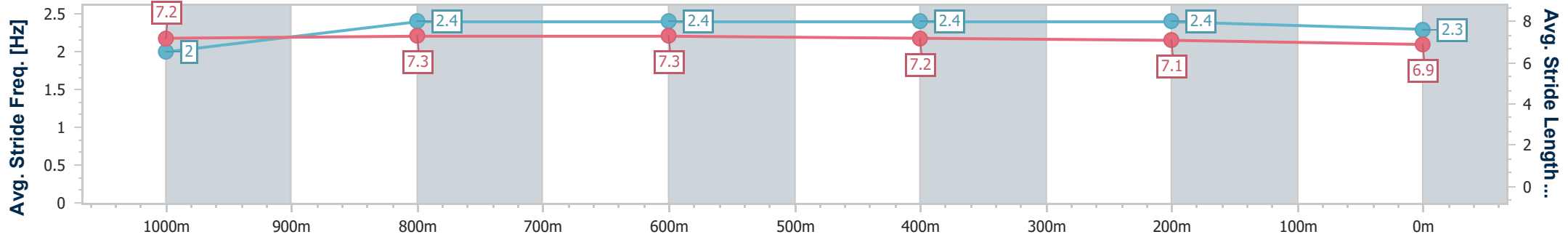
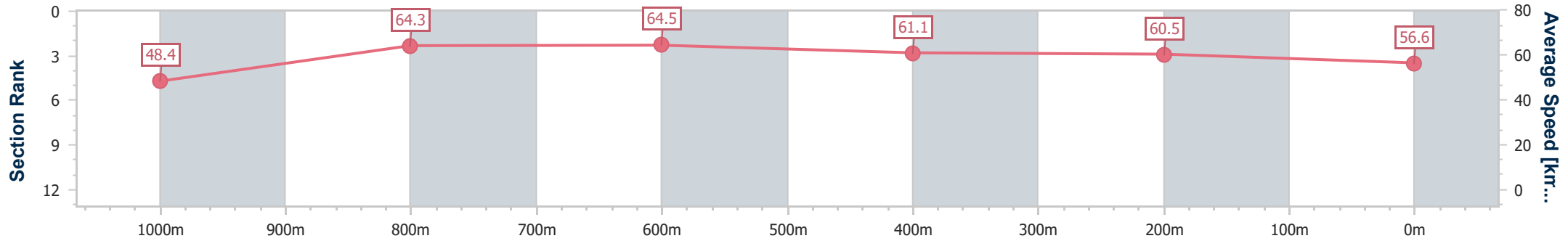
Toowoomba QLD Professional
Race 1: NEIL MANSELL TRANSPORT BENCHMARK 75
Handicap - 1200m



02 September 2023 - 17:20

Track Rating: Good 4, Weather: Fine, Rail Position: +4m Entire

Section	Overall	1000m	800m	600m	400m	200m
Section Times	1:13.75 [6] (0:14.87)	0:58.88 [10] (0:11.24)	0:47.64 [10] (0:11.17)	0:36.47 [10] (0:11.82)	0:24.65 [10] (0:11.95)	0:12.70 [7] (0:12.70)
Average Speed [km/h]	48.4	64.3	64.5	61.1	60.5	56.6
Top Speed [km/h]	64.9	65.7	66.1	62.8	61.4	58.7
Avg. Dist. to Rail [m]	9.5	0.9	0.6	0.5	1.9	4.1
Avg. Stride Freq. [Hz]	2.0	2.4	2.4	2.4	2.4	2.3
Avg. Stride Length [m]	7.2	7.3	7.3	7.2	7.1	6.9



- [] Ranking at each section and finish
- .-.- No data available at this section
- NA No data available



Horse/Jockey Name	Colpo Di Tamburo
Final Rank	7
Fastest Section Time (Section)	0:10.91 (1000m)
Top Speed [km/h] (Section)	66.6 (1000m)
Race State	Finished



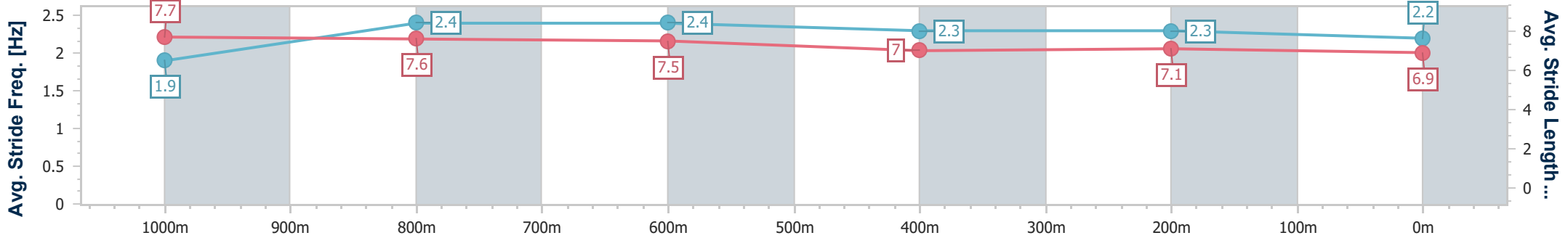
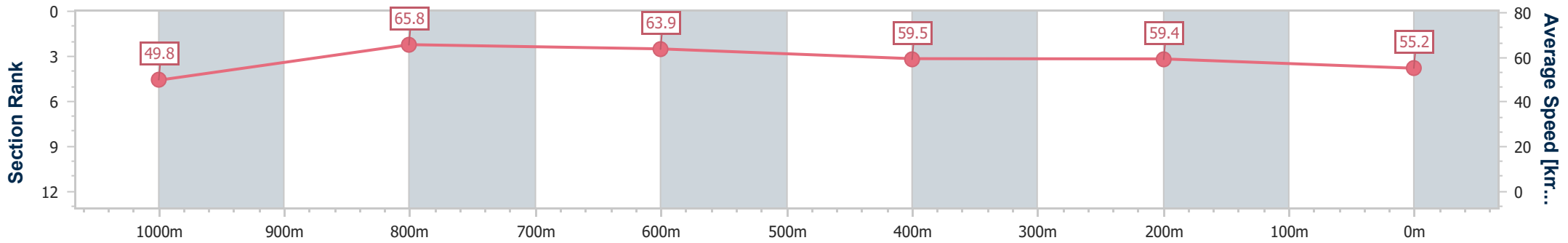
Toowoomba QLD Professional
Race 1: NEIL MANSELL TRANSPORT BENCHMARK 75
Handicap - 1200m



02 September 2023 - 17:20

Track Rating: Good 4, Weather: Fine, Rail Position: +4m Entire

Section	Overall	1000m	800m	600m	400m	200m
Section Times	1:13.89 [7] (0:14.47)	0:59.42 [6] (0:10.91)	0:48.51 [6] (0:11.26)	0:37.25 [6] (0:12.13)	0:25.12 [5] (0:12.10)	0:13.02 [5] (0:13.02)
Average Speed [km/h]	49.8	65.8	63.9	59.5	59.4	55.2
Top Speed [km/h]	65.9	66.6	66.1	61.9	60.6	57.2
Avg. Dist. to Rail [m]	6.6	0.8	0.3	0.5	0.5	0.2
Avg. Stride Freq. [Hz]	1.9	2.4	2.4	2.3	2.3	2.2
Avg. Stride Length [m]	7.7	7.6	7.5	7.0	7.1	6.9



- [] Ranking at each section and finish
- .-.-.- No data available at this section
- NA No data available



Horse/Jockey Name	Kuzco Lad
Final Rank	8
Fastest Section Time (Section)	0:11.16 (1000m)
Top Speed [km/h] (Section)	66.8 (Overall)
Race State	Finished



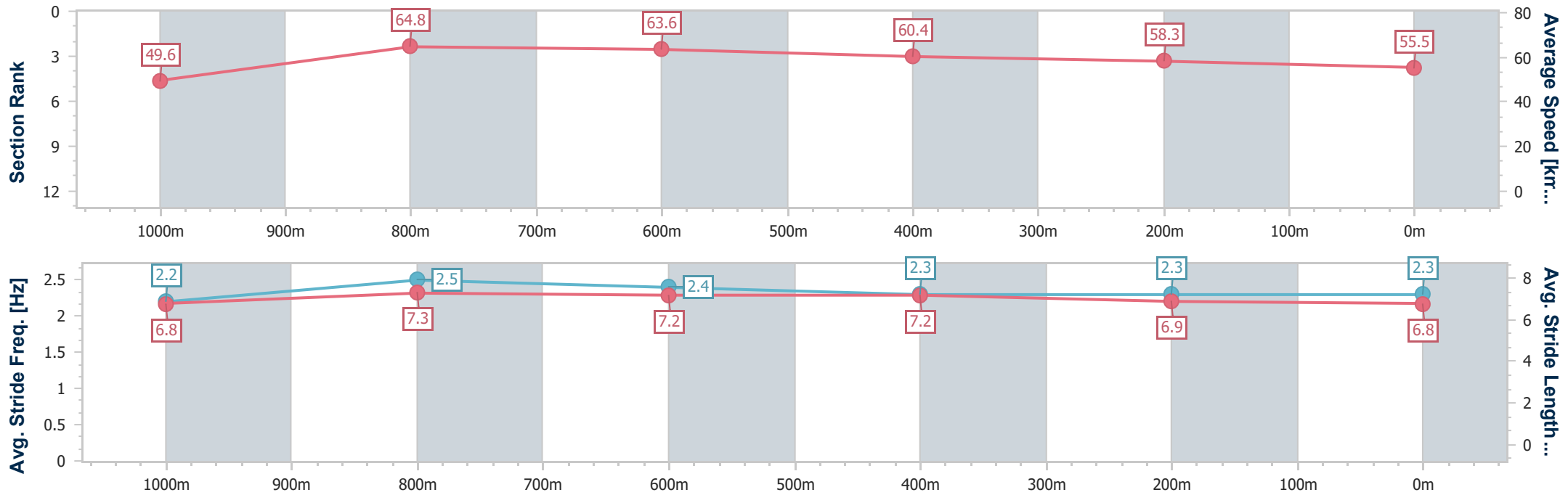
Toowoomba QLD Professional
Race 1: NEIL MANSELL TRANSPORT BENCHMARK 75
Handicap - 1200m



02 September 2023 - 17:20

Track Rating: Good 4, Weather: Fine, Rail Position: +4m Entire

Section	Overall	1000m	800m	600m	400m	200m
Section Times	1:14.38 [8] (0:14.50)	0:59.88 [7] (0:11.16)	0:48.72 [7] (0:11.37)	0:37.35 [9] (0:12.02)	0:25.33 [9] (0:12.39)	0:12.94 [10] (0:12.94)
Average Speed [km/h]	49.6	64.8	63.6	60.4	58.3	55.5
Top Speed [km/h]	66.8	66.1	64.8	61.8	59.5	57.7
Avg. Dist. to Rail [m]	10.3	0.8	1.8	1.6	0.8	0.6
Avg. Stride Freq. [Hz]	2.2	2.5	2.4	2.3	2.3	2.3
Avg. Stride Length [m]	6.8	7.3	7.2	7.2	6.9	6.8



- [] Ranking at each section and finish
- .-.- No data available at this section
- NA No data available



Horse/Jockey Name	Bulletin
Final Rank	9
Fastest Section Time (Section)	0:11.11 (1000m)
Top Speed [km/h] (Section)	65.7 (800m)
Race State	Finished



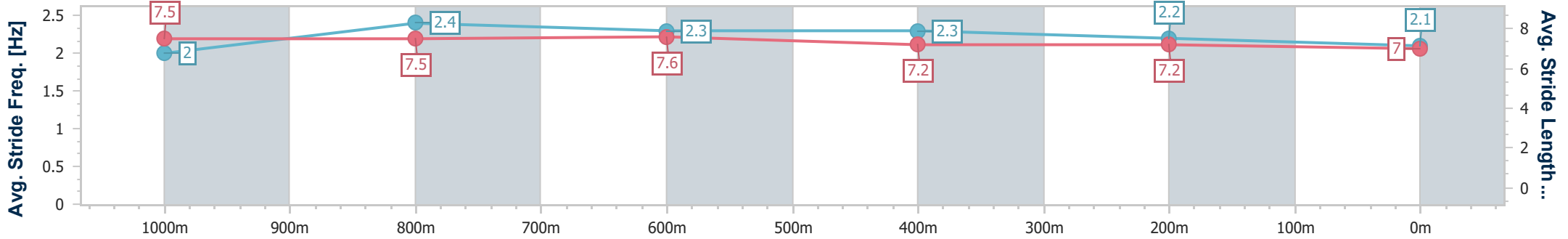
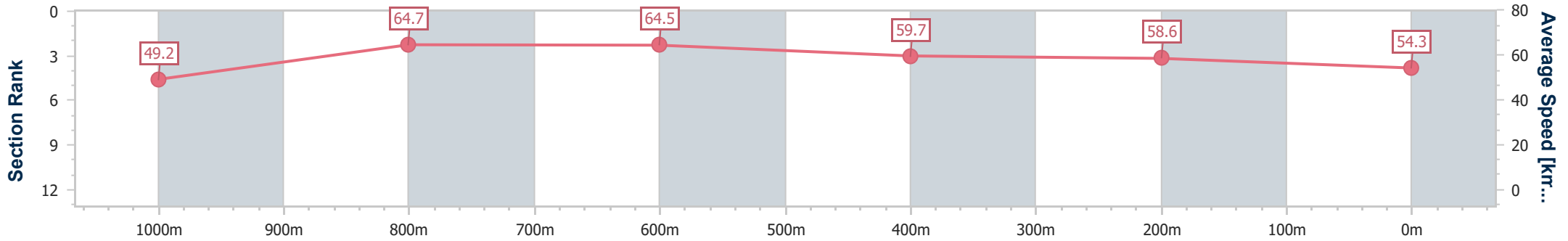
Toowoomba QLD Professional
 Race 1: NEIL MANSELL TRANSPORT BENCHMARK 75
 Handicap - 1200m



02 September 2023 - 17:20

Track Rating: Good 4, Weather: Fine, Rail Position: +4m Entire

Section	Overall	1000m	800m	600m	400m	200m
Section Times	1:14.39 [9] (0:14.65)	0:59.74 [8] (0:11.11)	0:48.63 [8] (0:11.11)	0:37.52 [7] (0:12.04)	0:25.48 [8] (0:12.26)	0:13.22 [8] (0:13.22)
Average Speed [km/h]	49.2	64.7	64.5	59.7	58.6	54.3
Top Speed [km/h]	63.7	65.7	65.7	62.4	59.6	57.3
Avg. Dist. to Rail [m]	8.9	0.6	1.1	0.5	0.8	1.8
Avg. Stride Freq. [Hz]	2.0	2.4	2.3	2.3	2.2	2.1
Avg. Stride Length [m]	7.5	7.5	7.6	7.2	7.2	7.0



- [] Ranking at each section and finish
- .-.- No data available at this section
- NA No data available



Horse/Jockey Name	Miss Barty
Final Rank	10
Fastest Section Time (Section)	0:10.90 (1000m)
Top Speed [km/h] (Section)	67.6 (1000m)
Race State	Finished



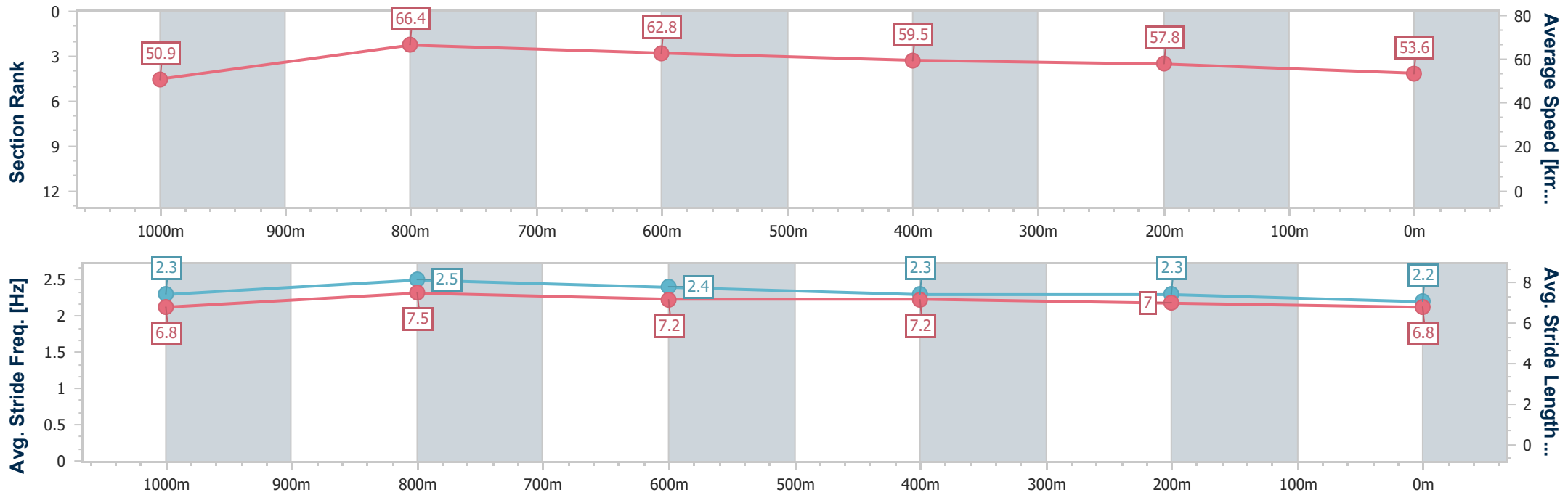
Toowoomba QLD Professional
Race 1: NEIL MANSELL TRANSPORT BENCHMARK 75
Handicap - 1200m



02 September 2023 - 17:20

Track Rating: Good 4, Weather: Fine, Rail Position: +4m Entire

Section	Overall	1000m	800m	600m	400m	200m
Section Times	1:14.83 [10] (0:14.15)	1:00.68 [3] (0:10.90)	0:49.78 [2] (0:11.57)	0:38.21 [5] (0:12.25)	0:25.96 [7] (0:12.56)	0:13.40 [9] (0:13.40)
Average Speed [km/h]	50.9	66.4	62.8	59.5	57.8	53.6
Top Speed [km/h]	67.2	67.6	65.1	61.5	58.9	57.1
Avg. Dist. to Rail [m]	9.2	1.2	3.0	2.2	2.5	0.7
Avg. Stride Freq. [Hz]	2.3	2.5	2.4	2.3	2.3	2.2
Avg. Stride Length [m]	6.8	7.5	7.2	7.2	7.0	6.8



- [] Ranking at each section and finish
- .-.- No data available at this section
- NA No data available



Horse/Jockey Name	Vainstream
Final Rank	11
Fastest Section Time (Section)	0:10.79 (1000m)
Top Speed [km/h] (Section)	68.8 (1000m)
Race State	Finished



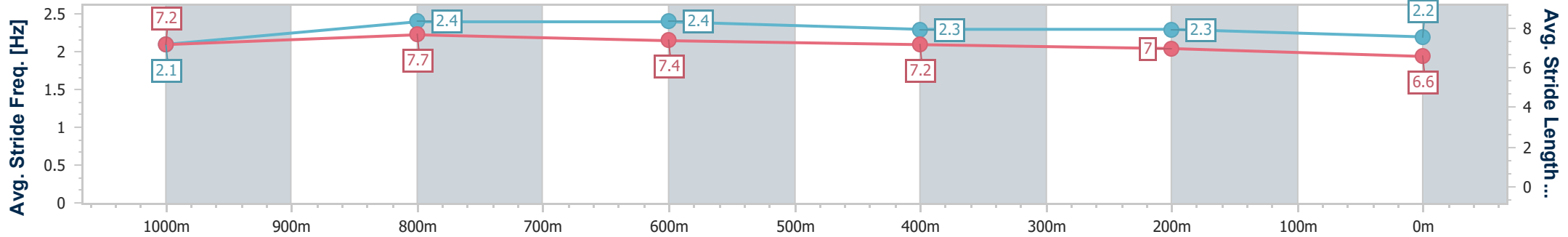
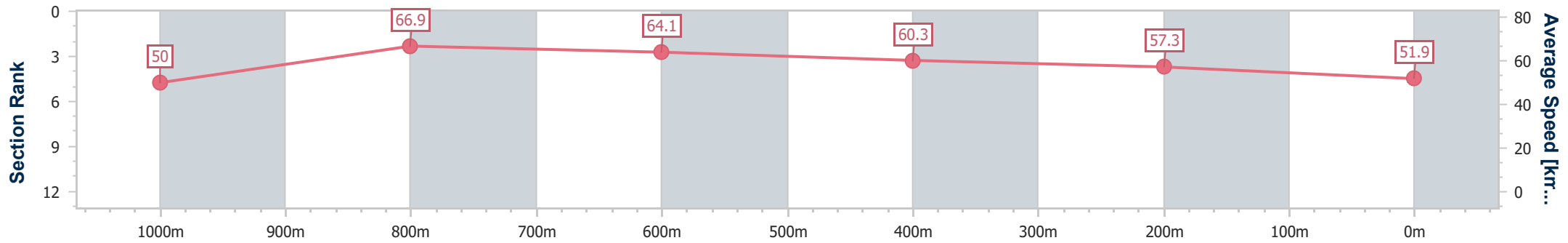
Toowoomba QLD Professional
Race 1: NEIL MANSELL TRANSPORT BENCHMARK 75
Handicap - 1200m



02 September 2023 - 17:20

Track Rating: Good 4, Weather: Fine, Rail Position: +4m Entire

Section	Overall	1000m	800m	600m	400m	200m
Section Times	1:14.89 [11] (0:14.40)	1:00.49 [4] (0:10.79)	0:49.70 [4] (0:11.31)	0:38.39 [3] (0:11.96)	0:26.43 [3] (0:12.59)	0:13.84 [6] (0:13.84)
Average Speed [km/h]	50.0	66.9	64.1	60.3	57.3	51.9
Top Speed [km/h]	66.8	68.8	66.5	62.0	59.2	54.5
Avg. Dist. to Rail [m]	9.1	0.7	1.6	0.7	0.8	2.9
Avg. Stride Freq. [Hz]	2.1	2.4	2.4	2.3	2.3	2.2
Avg. Stride Length [m]	7.2	7.7	7.4	7.2	7.0	6.6



- [] Ranking at each section and finish
- .-.- No data available at this section
- NA No data available



Horse/Jockey Name	Rejoiced
Final Rank	2
Fastest Section Time (Section)	-:--:--
Top Speed [km/h] (Section)	--.-
Race State	DidNotTrack



Toowoomba QLD Professional
 Race 1: NEIL MANSELL TRANSPORT BENCHMARK 75
 Handicap - 1200m



02 September 2023 - 17:20

Track Rating: Good 4, Weather: Fine, Rail Position: +4m Entire

Section	Overall	1000m	800m	600m	400m	200m							
Section Times	-:--:--	-:--:--	-:--:--	-:--:--	-:--:--	-:--:--							
Average Speed [km/h]	--.-	--.-	--.-	--.-	--.-	--.-							
Top Speed [km/h]	--.-	--.-	--.-	--.-	--.-	--.-							
Avg. Dist. to Rail [m]	--	--	--	--	--	--							
Avg. Stride Freq. [Hz]	--.-	--.-	--.-	--.-	--.-	--.-							
Avg. Stride Length [m]	--.-	--.-	--.-	--.-	--.-	--.-							

- [] Ranking at each section and finish
- :--:-- No data available at this section
- NA No data available