



Toowoomba QLD Professional

Race 2: JESS JONES REAL ESTATE BENCHMARK 62 Handicap - 1100m

02 September 2023 - 18:00



Track Rating: Good 4, Weather: Fine, Rail Position: +4m Entire

Section												Last 600m		
Field Times		Overall	1000m	800m	600m	400m	200m						0:35.69	
		1:06.52 (0:08.70)	0:57.82 (0:10.92)	0:46.90 (0:11.21)	0:35.69 (0:11.72)	0:23.97 (0:11.75)	0:12.22 (0:12.22)							
Rank	TAB	Horse/Jockey	Barrier	Top Speed [km/h]	Fastest Section							Margin	Distance Travelled [m]	
1	6	GRANITE PRINCE Kenji Yoshida	10	67.6 1000m	0:08.78 Overall	1:06.52 [1] (0:08.78)	0:57.74 [3] (0:10.93)	0:46.81 [2] (0:11.12)	0:35.69 [1] (0:11.72)	0:23.97 [1] (0:11.75)	0:12.22 [1] (0:12.22)	1:06.52	0:35.69	
2	10	BRIGHT DAISY Chris Whiteley	1	67.7 800m	0:09.14 Overall	1:06.59 [2] (0:09.14)	0:57.45 [8] (0:11.26)	0:46.19 [8] (0:11.19)	0:35.00 [7] (0:11.51)	0:23.49 [7] (0:11.57)	0:11.92 [3] (0:11.92)	0.3L	0:35.00	-7
3	11	DRAGON PINS Anthony Allen	7	66.6 800m	0:08.75 Overall	1:06.62 [3] (0:08.75)	0:57.87 [2] (0:11.11)	0:46.76 [3] (0:11.24)	0:35.52 [3] (0:11.73)	0:23.79 [3] (0:11.72)	0:12.07 [2] (0:12.07)	0.5L	0:35.52	-6
4	3	THUNDER MOON Matthew McGillivray	6	66.4 1000m	0:08.88 Overall	1:07.01 [4] (0:08.88)	0:58.13 [5] (0:11.33)	0:46.80 [6] (0:11.25)	0:35.55 [6] (0:11.48)	0:24.07 [4] (0:11.74)	0:12.33 [4] (0:12.33)	2.8L	0:35.55	-6
5	4	ROSE BY DESIGN Craig Robertson	5	66.0 800m	0:09.57 Overall	1:07.12 [5] (0:09.57)	0:57.55 [9] (0:11.34)	0:46.21 [9] (0:11.16)	0:35.05 [9] (0:11.54)	0:23.51 [9] (0:11.49)	0:12.02 [8] (0:12.02)	3.3L	0:35.05	-6
6	8	MANDALAY BLONDE Adin Thompson	3	67.4 800m	0:08.89 Overall	1:07.19 [6] (0:08.89)	0:58.30 [6] (0:11.27)	0:47.03 [5] (0:11.22)	0:35.81 [4] (0:11.70)	0:24.11 [6] (0:11.78)	0:12.33 [6] (0:12.33)	3.6L	0:35.81	-8
7	2	FIRST PEOPLES Madeleine Wishart	2	67.0 1000m	0:09.07 Overall	1:07.25 [7] (0:09.07)	0:58.18 [7] (0:11.27)	0:46.91 [7] (0:11.26)	0:35.65 [8] (0:11.43)	0:24.22 [5] (0:11.85)	0:12.37 [7] (0:12.37)	3.9L	0:35.65	-6
8	1	THIS IS ONE Nozi Tomizawa	4	70.2 1000m	0:08.70 Overall	1:08.05 [8] (0:08.70)	0:59.35 [1] (0:10.92)	0:48.43 [1] (0:11.21)	0:37.22 [2] (0:11.76)	0:25.46 [2] (0:12.10)	0:13.36 [5] (0:13.36)	8.4L	0:37.22	-6
9	9	MANDALONG FLAG Karl Zechner	8	66.2 1000m	0:08.78 Overall	1:08.51 [9] (0:08.78)	0:59.73 [4] (0:11.23)	0:48.50 [4] (0:11.38)	0:37.12 [5] (0:11.96)	0:25.16 [8] (0:12.44)	0:12.72 [9] (0:12.72)	10.9L	0:37.12	+1

Scratched: Bringonthebubbles (#5), Alert State (#7)

[] Ranking at each section and finish
 -:-:- No data available at this section
 NA No data available

SCN Saddle cloth number
 DNF Did not finish
 DNT Did not track



Horse/Jockey Name	Granite Prince
Final Rank	1
Fastest Section Time (Section)	0:08.78 (Overall)
Top Speed [km/h] (Section)	67.6 (1000m)
Race State	Finished



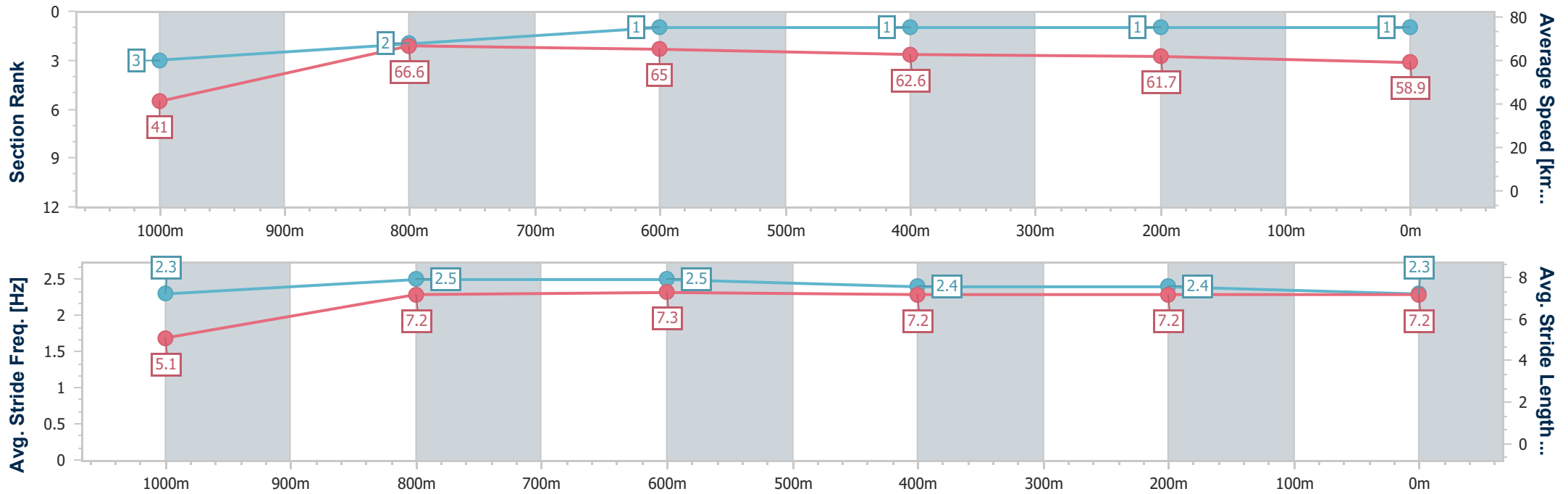
Toowoomba QLD Professional
Race 2: JESS JONES REAL ESTATE BENCHMARK 62
Handicap - 1100m



02 September 2023 - 18:00

Track Rating: Good 4, Weather: Fine, Rail Position: +4m Entire

Section	Overall	1000m	800m	600m	400m	200m
Section Times	1:06.52 [1] (0:08.78)	0:57.74 [3] (0:10.93)	0:46.81 [2] (0:11.12)	0:35.69 [1] (0:11.72)	0:23.97 [1] (0:11.75)	0:12.22 [1] (0:12.22)
Average Speed [km/h]	41.0	66.6	65.0	62.6	61.7	58.9
Top Speed [km/h]	63.7	67.6	66.4	64.4	63.4	59.8
Avg. Dist. to Rail [m]	11.0	4.6	1.6	3.4	1.7	0.3
Avg. Stride Freq. [Hz]	2.3	2.5	2.5	2.4	2.4	2.3
Avg. Stride Length [m]	5.1	7.2	7.3	7.2	7.2	7.2



- [] Ranking at each section and finish
- .-.- No data available at this section
- NA No data available



Horse/Jockey Name	Bright Daisy
Final Rank	2
Fastest Section Time (Section)	0:09.14 (Overall)
Top Speed [km/h] (Section)	67.7 (800m)
Race State	Finished



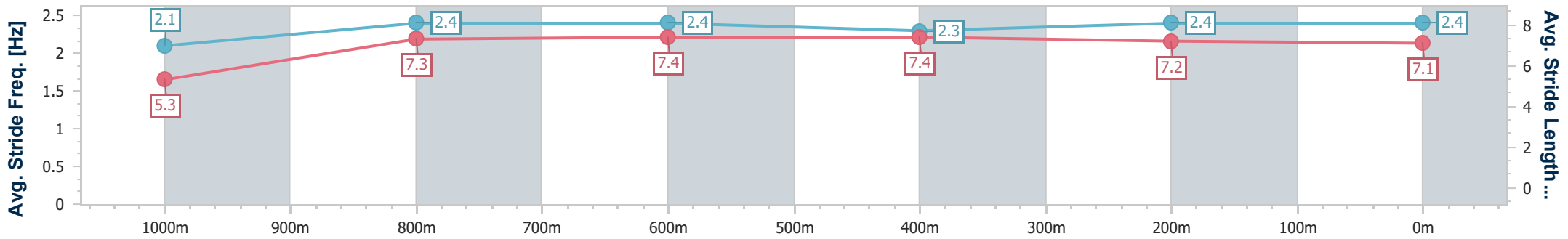
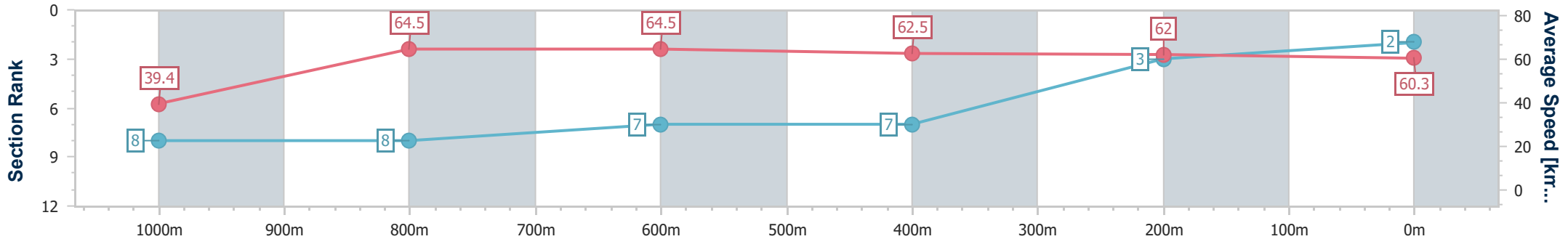
Toowoomba QLD Professional
 Race 2: JESS JONES REAL ESTATE BENCHMARK 62
 Handicap - 1100m



02 September 2023 - 18:00

Track Rating: Good 4, Weather: Fine, Rail Position: +4m Entire

Section	Overall	1000m	800m	600m	400m	200m
Section Times	1:06.59 [2] (0:09.14)	0:57.45 [8] (0:11.26)	0:46.19 [8] (0:11.19)	0:35.00 [7] (0:11.51)	0:23.49 [7] (0:11.57)	0:11.92 [3] (0:11.92)
Average Speed [km/h]	39.4	64.5	64.5	62.5	62.0	60.3
Top Speed [km/h]	61.8	67.7	67.7	64.1	63.5	61.7
Avg. Dist. to Rail [m]	5.3	2.3	1.1	0.8	1.2	2.3
Avg. Stride Freq. [Hz]	2.1	2.4	2.4	2.3	2.4	2.4
Avg. Stride Length [m]	5.3	7.3	7.4	7.4	7.2	7.1



- [] Ranking at each section and finish
- .-.- No data available at this section
- NA No data available



Horse/Jockey Name	Dragon Pins
Final Rank	3
Fastest Section Time (Section)	0:08.75 (Overall)
Top Speed [km/h] (Section)	66.6 (800m)
Race State	Finished



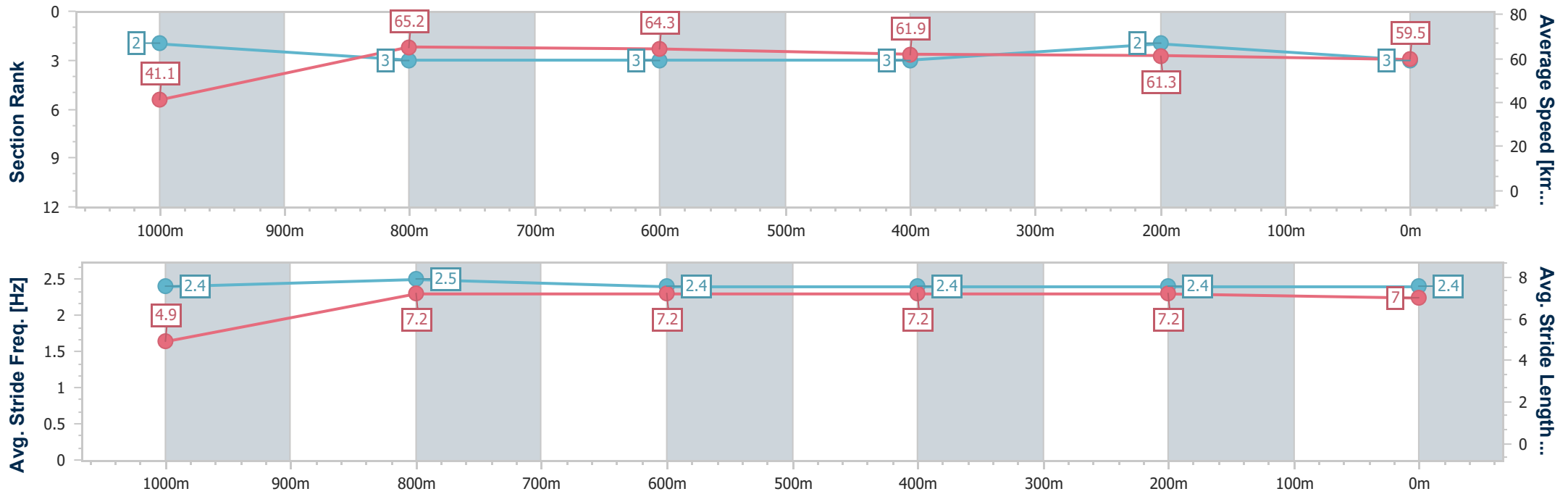
Toowoomba QLD Professional
Race 2: JESS JONES REAL ESTATE BENCHMARK 62
Handicap - 1100m



02 September 2023 - 18:00

Track Rating: Good 4, Weather: Fine, Rail Position: +4m Entire

Section	Overall	1000m	800m	600m	400m	200m
Section Times	1:06.62 [3] (0:08.75)	0:57.87 [2] (0:11.11)	0:46.76 [3] (0:11.24)	0:35.52 [3] (0:11.73)	0:23.79 [3] (0:11.72)	0:12.07 [2] (0:12.07)
Average Speed [km/h]	41.1	65.2	64.3	61.9	61.3	59.5
Top Speed [km/h]	63.6	66.5	66.6	63.1	62.7	61.8
Avg. Dist. to Rail [m]	7.3	1.6	1.7	1.5	0.6	0.3
Avg. Stride Freq. [Hz]	2.4	2.5	2.4	2.4	2.4	2.4
Avg. Stride Length [m]	4.9	7.2	7.2	7.2	7.2	7.0



- [] Ranking at each section and finish
- .-.- No data available at this section
- NA No data available



Horse/Jockey Name	Thunder Moon
Final Rank	4
Fastest Section Time (Section)	0:08.88 (Overall)
Top Speed [km/h] (Section)	66.4 (1000m)
Race State	Finished



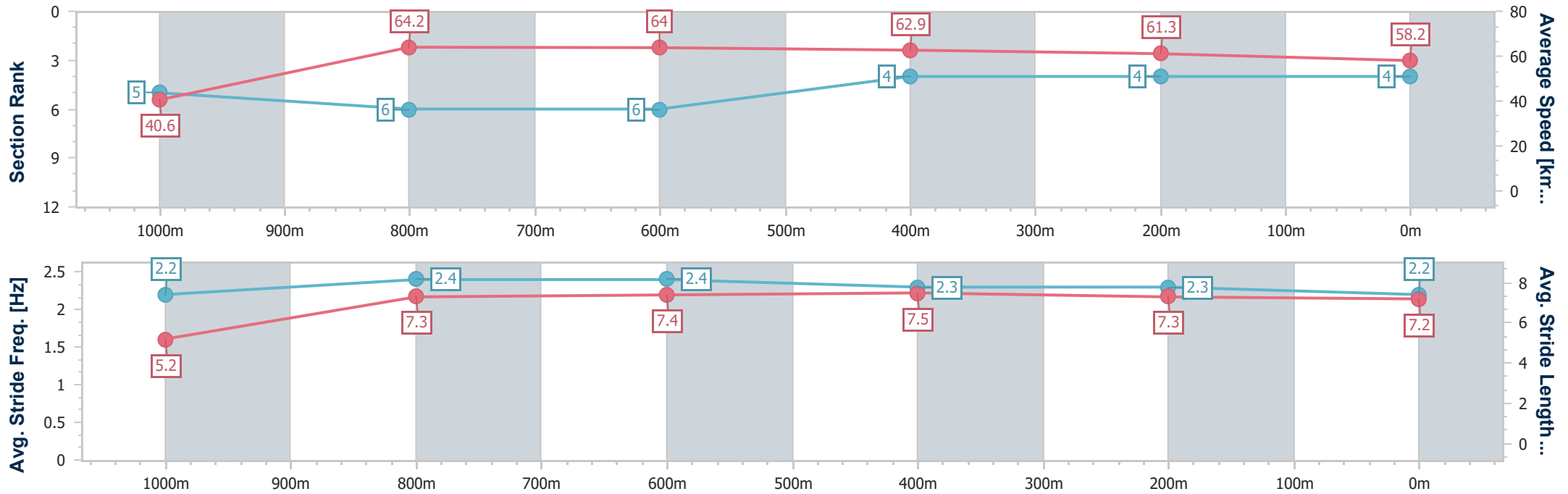
Toowoomba QLD Professional
Race 2: JESS JONES REAL ESTATE BENCHMARK 62
Handicap - 1100m



02 September 2023 - 18:00

Track Rating: Good 4, Weather: Fine, Rail Position: +4m Entire

Section	Overall	1000m	800m	600m	400m	200m
Section Times	1:07.01 [4] (0:08.88)	0:58.13 [5] (0:11.33)	0:46.80 [6] (0:11.25)	0:35.55 [6] (0:11.48)	0:24.07 [4] (0:11.74)	0:12.33 [4] (0:12.33)
Average Speed [km/h]	40.6	64.2	64.0	62.9	61.3	58.2
Top Speed [km/h]	62.1	66.4	65.2	63.6	62.0	60.7
Avg. Dist. to Rail [m]	8.2	2.6	0.6	0.8	0.3	2.6
Avg. Stride Freq. [Hz]	2.2	2.4	2.4	2.3	2.3	2.2
Avg. Stride Length [m]	5.2	7.3	7.4	7.5	7.3	7.2



- [] Ranking at each section and finish
- .-.- No data available at this section
- NA No data available



Horse/Jockey Name	Rose By Design
Final Rank	5
Fastest Section Time (Section)	0:09.57 (Overall)
Top Speed [km/h] (Section)	66.0 (800m)
Race State	Finished



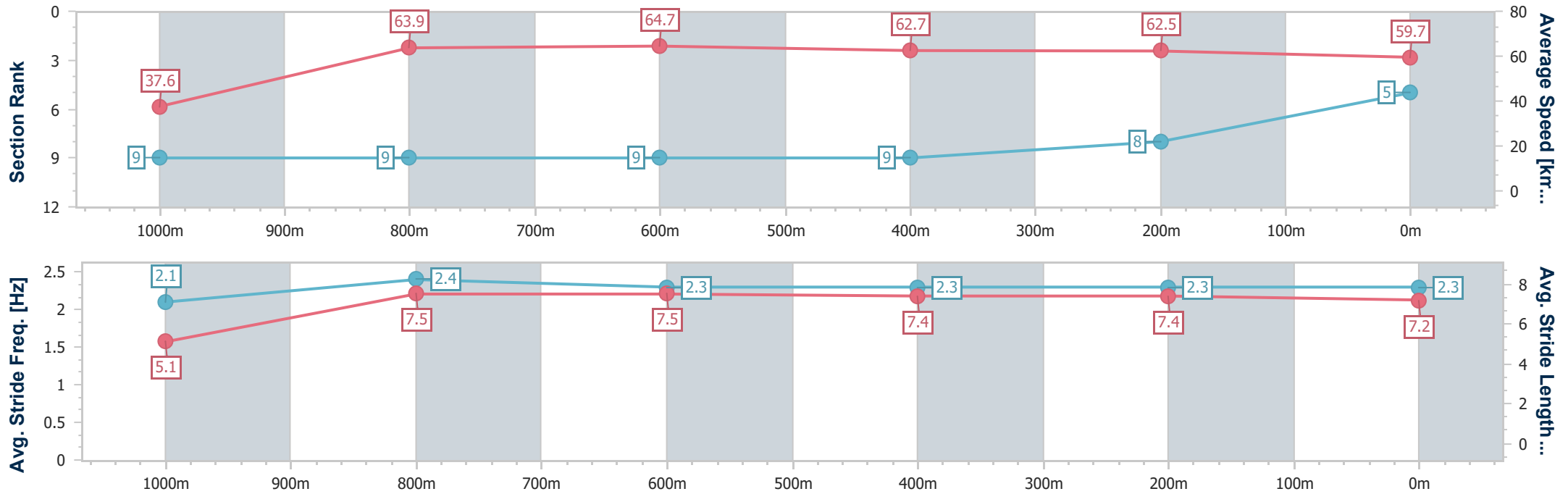
Toowoomba QLD Professional
Race 2: JESS JONES REAL ESTATE BENCHMARK 62
Handicap - 1100m



02 September 2023 - 18:00

Track Rating: Good 4, Weather: Fine, Rail Position: +4m Entire

Section	Overall	1000m	800m	600m	400m	200m
Section Times	1:07.12 [5] (0:09.57)	0:57.55 [9] (0:11.34)	0:46.21 [9] (0:11.16)	0:35.05 [9] (0:11.54)	0:23.51 [9] (0:11.49)	0:12.02 [8] (0:12.02)
Average Speed [km/h]	37.6	63.9	64.7	62.7	62.5	59.7
Top Speed [km/h]	62.5	64.7	66.0	63.3	63.2	61.6
Avg. Dist. to Rail [m]	6.9	2.6	1.3	1.2	1.3	1.1
Avg. Stride Freq. [Hz]	2.1	2.4	2.3	2.3	2.3	2.3
Avg. Stride Length [m]	5.1	7.5	7.5	7.4	7.4	7.2



- [] Ranking at each section and finish
- .-.- No data available at this section
- NA No data available



Horse/Jockey Name	Mandalay Blonde
Final Rank	6
Fastest Section Time (Section)	0:08.89 (Overall)
Top Speed [km/h] (Section)	67.4 (800m)
Race State	Finished



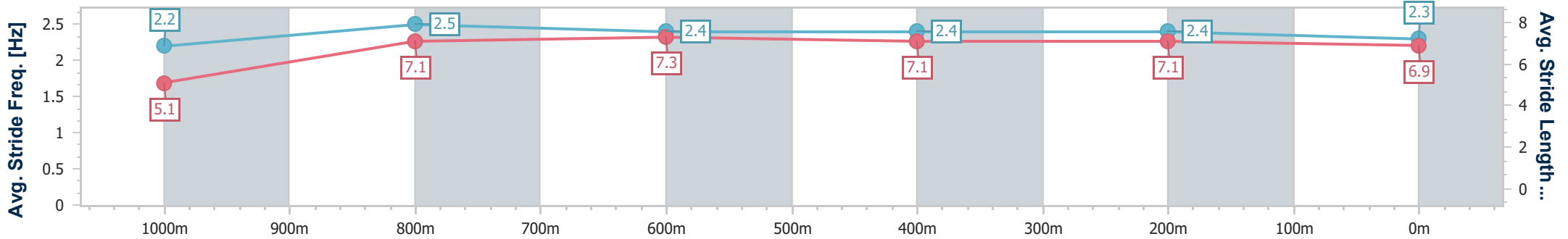
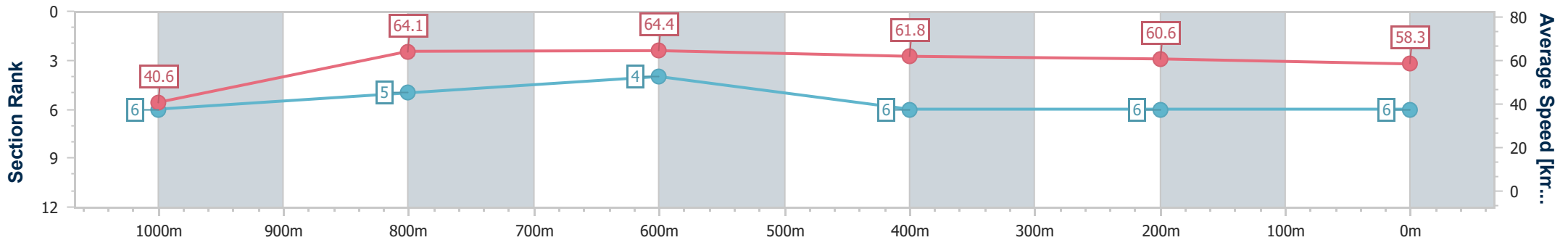
Toowoomba QLD Professional
Race 2: JESS JONES REAL ESTATE BENCHMARK 62
Handicap - 1100m



02 September 2023 - 18:00

Track Rating: Good 4, Weather: Fine, Rail Position: +4m Entire

Section	Overall	1000m	800m	600m	400m	200m
Section Times	1:07.19 [6] (0:08.89)	0:58.30 [6] (0:11.27)	0:47.03 [5] (0:11.22)	0:35.81 [4] (0:11.70)	0:24.11 [6] (0:11.78)	0:12.33 [6] (0:12.33)
Average Speed [km/h]	40.6	64.1	64.4	61.8	60.6	58.3
Top Speed [km/h]	62.2	67.0	67.4	63.3	62.2	59.8
Avg. Dist. to Rail [m]	6.2	1.3	1.5	1.4	1.9	0.4
Avg. Stride Freq. [Hz]	2.2	2.5	2.4	2.4	2.4	2.3
Avg. Stride Length [m]	5.1	7.1	7.3	7.1	7.1	6.9



- [] Ranking at each section and finish
- .-.- No data available at this section
- NA No data available



Horse/Jockey Name	First Peoples
Final Rank	7
Fastest Section Time (Section)	0:09.07 (Overall)
Top Speed [km/h] (Section)	67.0 (1000m)
Race State	Finished



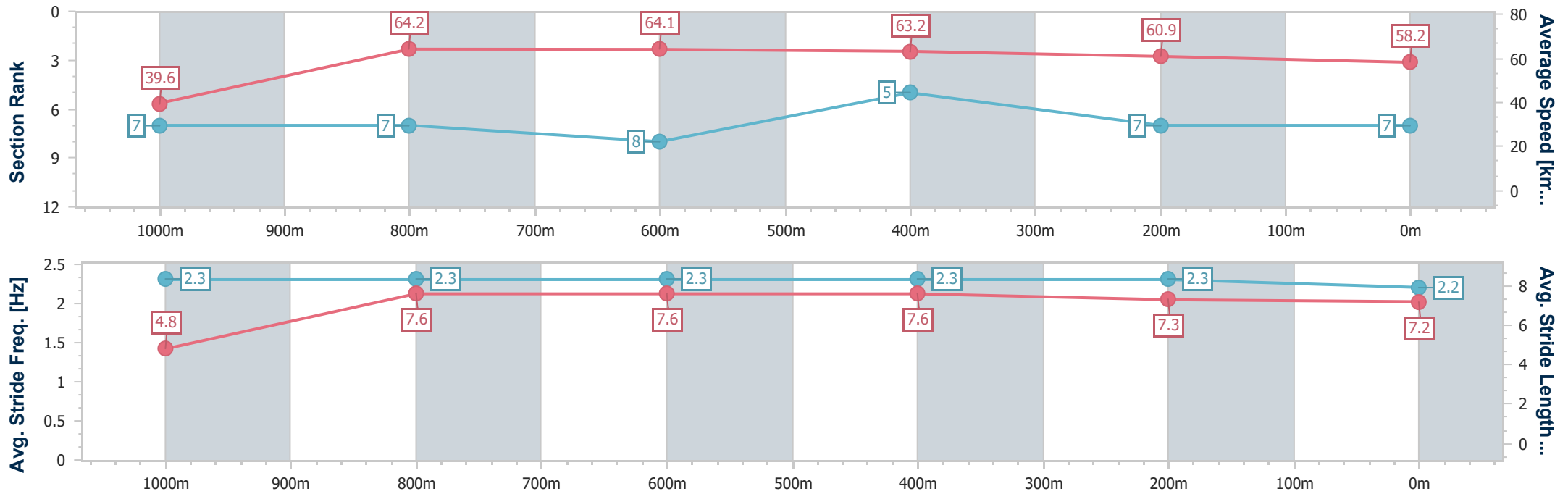
Toowoomba QLD Professional
Race 2: JESS JONES REAL ESTATE BENCHMARK 62
Handicap - 1100m



02 September 2023 - 18:00

Track Rating: Good 4, Weather: Fine, Rail Position: +4m Entire

Section	Overall	1000m	800m	600m	400m	200m
Section Times	1:07.25 [7] (0:09.07)	0:58.18 [7] (0:11.27)	0:46.91 [7] (0:11.26)	0:35.65 [8] (0:11.43)	0:24.22 [5] (0:11.85)	0:12.37 [7] (0:12.37)
Average Speed [km/h]	39.6	64.2	64.1	63.2	60.9	58.2
Top Speed [km/h]	64.0	67.0	66.6	64.1	62.3	60.1
Avg. Dist. to Rail [m]	4.4	1.6	1.4	0.8	1.3	3.3
Avg. Stride Freq. [Hz]	2.3	2.3	2.3	2.3	2.3	2.2
Avg. Stride Length [m]	4.8	7.6	7.6	7.6	7.3	7.2



- [] Ranking at each section and finish
- .-.- No data available at this section
- NA No data available



Horse/Jockey Name	This Is One
Final Rank	8
Fastest Section Time (Section)	0:08.70 (Overall)
Top Speed [km/h] (Section)	70.2 (1000m)
Race State	Finished



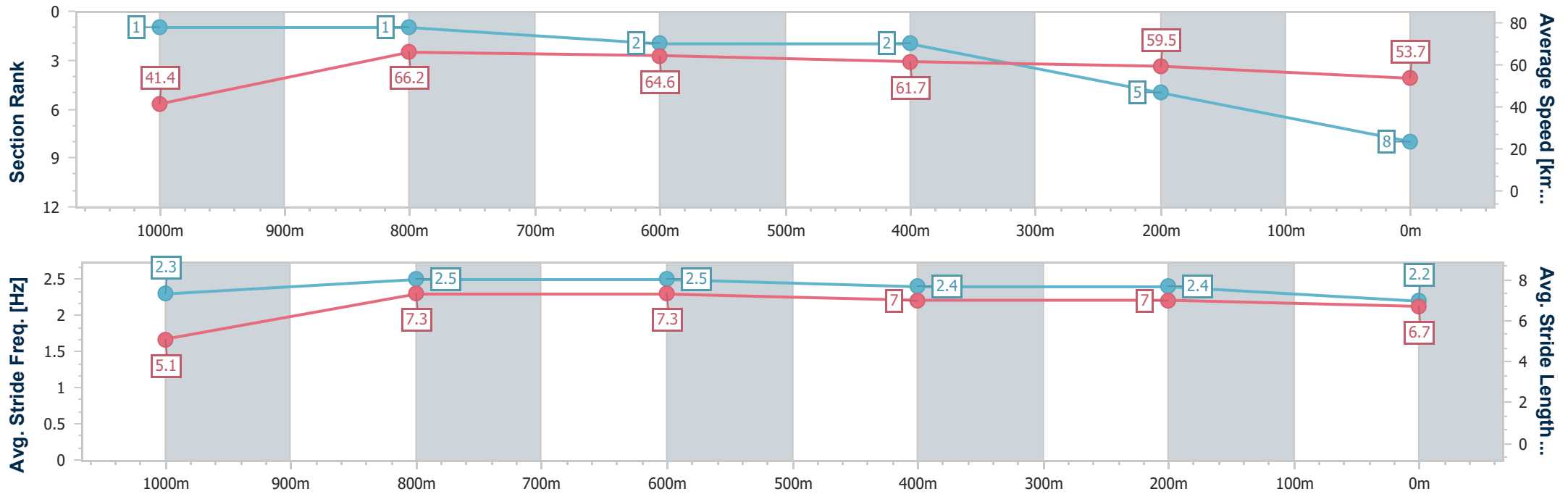
Toowoomba QLD Professional
Race 2: JESS JONES REAL ESTATE BENCHMARK 62
Handicap - 1100m



02 September 2023 - 18:00

Track Rating: Good 4, Weather: Fine, Rail Position: +4m Entire

Section	Overall	1000m	800m	600m	400m	200m
Section Times	1:08.05 [8] (0:08.70)	0:59.35 [1] (0:10.92)	0:48.43 [1] (0:11.21)	0:37.22 [2] (0:11.76)	0:25.46 [2] (0:12.10)	0:13.36 [5] (0:13.36)
Average Speed [km/h]	41.4	66.2	64.6	61.7	59.5	53.7
Top Speed [km/h]	60.9	70.2	68.4	63.2	62.3	56.5
Avg. Dist. to Rail [m]	5.8	1.3	1.7	1.4	0.4	0.9
Avg. Stride Freq. [Hz]	2.3	2.5	2.5	2.4	2.4	2.2
Avg. Stride Length [m]	5.1	7.3	7.3	7.0	7.0	6.7



- [] Ranking at each section and finish
- .-.- No data available at this section
- NA No data available



Horse/Jockey Name	Mandalong Flag
Final Rank	9
Fastest Section Time (Section)	0:08.78 (Overall)
Top Speed [km/h] (Section)	66.2 (1000m)
Race State	Finished



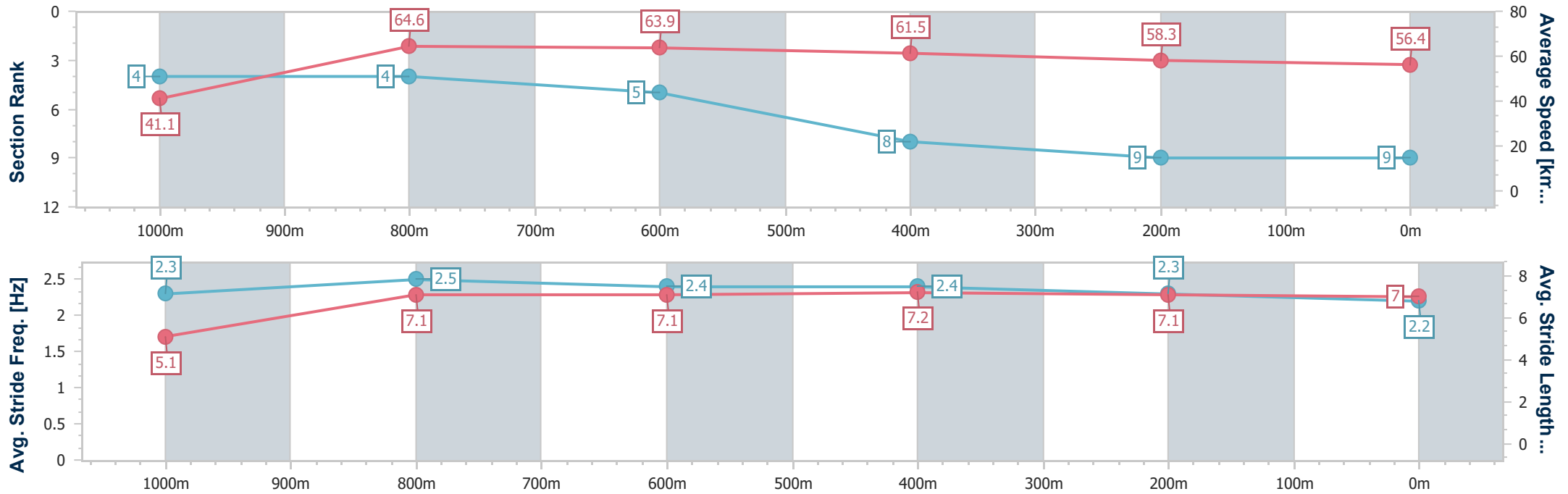
Toowoomba QLD Professional
Race 2: JESS JONES REAL ESTATE BENCHMARK 62
Handicap - 1100m



02 September 2023 - 18:00

Track Rating: Good 4, Weather: Fine, Rail Position: +4m Entire

Section	Overall	1000m	800m	600m	400m	200m
Section Times	1:08.51 [9] (0:08.78)	0:59.73 [4] (0:11.23)	0:48.50 [4] (0:11.38)	0:37.12 [5] (0:11.96)	0:25.16 [8] (0:12.44)	0:12.72 [9] (0:12.72)
Average Speed [km/h]	41.1	64.6	63.9	61.5	58.3	56.4
Top Speed [km/h]	63.9	66.2	65.9	63.2	59.5	57.6
Avg. Dist. to Rail [m]	8.5	2.5	3.4	4.0	2.1	1.4
Avg. Stride Freq. [Hz]	2.3	2.5	2.4	2.4	2.3	2.2
Avg. Stride Length [m]	5.1	7.1	7.1	7.2	7.1	7.0



- [] Ranking at each section and finish
- .-.- No data available at this section
- NA No data available