



Toowoomba QLD Professional

Race 3: BRETT WILLMOT ACCOUNTING BENCHMARK 60 Handicap - 1650m

02 September 2023 - 18:40



Track Rating: Good 4, Weather: Overcast, Rail Position: +4m Entire

Section														
Field Times	Overall	1400m	1200m	1000m	800m	600m	400m	Last 600m						
	1:40.25 (0:15.43)	1:24.82 (0:11.56)	1:13.26 (0:12.11)	1:01.15 (0:12.69)	0:48.46 (0:12.17)	0:36.29 (0:11.89)	0:24.40 (0:11.96)	0:36.29						
Rank	TAB	Horse/Jockey	Barrier	Top Speed [km/h]	Fastest Section	Overall	1400m	1200m	1000m	800m	600m	400m	Last 600m	Distance Travelled [m]
1	11	SKATER Nozi Tomizawa	8	65.8	0:11.56	1:40.25 [1] (0:15.43)	1:24.82 [1] (0:11.56)	1:13.26 [1] (0:12.11)	1:01.15 [1] (0:12.69)	0:48.46 [1] (0:12.17)	0:36.29 [1] (0:11.89)	0:24.40 [1] (0:11.96)	0:36.29	
2	9	LIZZIE'S PRIDE Adin Thompson	5	64.3	0:11.58	1:40.52 [2] (0:15.68)	1:24.84 [4] (0:11.58)	1:13.26 [4] (0:12.36)	1:00.90 [4] (0:12.87)	0:48.03 [4] (0:11.95)	0:36.08 [3] (0:12.07)	0:24.01 [3] (0:11.90)	0:36.08	-2
3	7	JAC THE GREAT Micheal Hellyer	2	66.4	0:11.78	1:40.67 [3] (0:16.01)	1:24.66 [8] (0:11.78)	1:12.88 [8] (0:12.42)	1:00.46 [8] (0:12.89)	0:47.57 [8] (0:11.89)	0:35.68 [8] (0:11.85)	0:23.83 [6] (0:11.97)	0:35.68	+5
4	2	SURIN BEACH Craig Robertson	7	65.8	0:11.64	1:41.15 [4] (0:15.91)	1:25.24 [7] (0:11.64)	1:13.60 [7] (0:12.56)	1:01.04 [7] (0:12.90)	0:48.14 [7] (0:11.89)	0:36.25 [7] (0:11.82)	0:24.43 [5] (0:11.95)	0:36.25	+7
5	4	BOOM GATE Georgina Cartwright	1	65.7	0:11.73	1:41.41 [5] (0:15.75)	1:25.66 [5] (0:11.73)	1:13.93 [6] (0:12.38)	1:01.55 [6] (0:12.81)	0:48.74 [5] (0:11.90)	0:36.84 [5] (0:12.03)	0:24.81 [4] (0:12.11)	0:36.84	+7
6	3	REALAIDE Matthew McGillivray	4	68.4	0:11.43	1:41.90 [6] (0:16.48)	1:25.42 [9] (0:11.43)	1:13.99 [9] (0:12.45)	1:01.54 [9] (0:12.83)	0:48.71 [9] (0:12.12)	0:36.59 [9] (0:11.90)	0:24.69 [9] (0:12.09)	0:36.59	+4
7	10	MORDECAI Michael Murphy	9	68.0	0:11.57	1:42.26 [7] (0:15.58)	1:26.68 [3] (0:11.57)	1:15.11 [3] (0:11.98)	1:03.13 [2] (0:12.72)	0:50.41 [2] (0:12.29)	0:38.12 [2] (0:12.20)	0:25.92 [2] (0:12.59)	0:38.12	+8
8	8	BLUE CORNER Madeleine Wishart	13	67.7	0:11.65	1:42.39 [8] (0:15.48)	1:26.91 [2] (0:11.65)	1:15.26 [2] (0:12.31)	1:02.95 [3] (0:12.88)	0:50.07 [3] (0:12.15)	0:37.92 [4] (0:12.38)	0:25.54 [7] (0:12.51)	0:37.92	+10
9	1	MAUI Liv O'Donnell	3	68.0	0:11.48	1:42.45 [9] (0:15.90)	1:26.55 [6] (0:11.48)	1:15.07 [5] (0:12.43)	1:02.64 [5] (0:12.96)	0:49.68 [6] (0:12.02)	0:37.66 [6] (0:12.35)	0:25.31 [8] (0:12.48)	0:37.66	+13

Scratched: Epicurious (#5), Mt Mort Shark (#14), Take A Picture (#6), Rudimentary (#12), Pole Volter (#13), Move Beyond (#15)



Toowoomba QLD Professional

Race 3: BRETT WILLMOT ACCOUNTING BENCHMARK 60 Handicap - 1650m

02 September 2023 - 18:40



Track Rating: Good 4, Weather: Overcast, Rail Position: +4m Entire

Section				200m				Last 600m	
Field Times				0:12.44 (0:12.44)				0:36.29	
Rank	TAB	Horse/Jockey	Barrier	Top Speed [km/h]	Fastest Section	Margin			Distance Travelled [m]
1	11	SKATER Nozi Tomizawa	8	65.8 Overall	0:11.56 1400m	0:12.44 [1] (0:12.44)	1:38.23		0:36.29
2	9	LIZZIE'S PRIDE Adin Thompson	5	64.3 Overall	0:11.58 1400m	0:12.11 [2] (0:12.11)	1.8L		0:36.08 -2
3	7	JAC THE GREAT Micheal Hellyer	2	66.4 Overall	0:11.78 1400m	0:11.86 [5] (0:11.86)	1.9L		0:35.68 +5
4	2	SURIN BEACH Craig Robertson	7	65.8 Overall	0:11.64 1400m	0:12.48 [3] (0:12.48)	4.4L		0:36.25 +7
5	4	BOOM GATE Georgina Cartwright	1	65.7 Overall	0:11.73 1400m	0:12.70 [4] (0:12.70)	6.2L		0:36.84 +7
6	3	REALAIDE Matthew McGillivray	4	68.4 Overall	0:11.43 1400m	0:12.60 [7] (0:12.60)	9.2L		0:36.59 +4
7	10	MORDECAI Michael Murphy	9	68.0 Overall	0:11.57 1400m	0:13.33 [6] (0:13.33)	11.2L		0:38.12 +8
8	8	BLUE CORNER Madeleine Wishart	13	67.7 Overall	0:11.65 1400m	0:13.03 [8] (0:13.03)	11.6L		0:37.92 +10
9	1	MAUI Liv O'Donnell	3	68.0 Overall	0:11.48 1400m	0:12.83 [9] (0:12.83)	11.8L		0:37.66 +13

Scratched: Epicurious (#5), Mt Mort Shark (#14), Take A Picture (#6), Rudimentary (#12), Pole Volter (#13), Move Beyond (#15)



Horse/Jockey Name	Skater
Final Rank	1
Fastest Section Time (Section)	0:11.56 (1400m)
Top Speed [km/h] (Section)	65.8 (Overall)
Race State	Finished



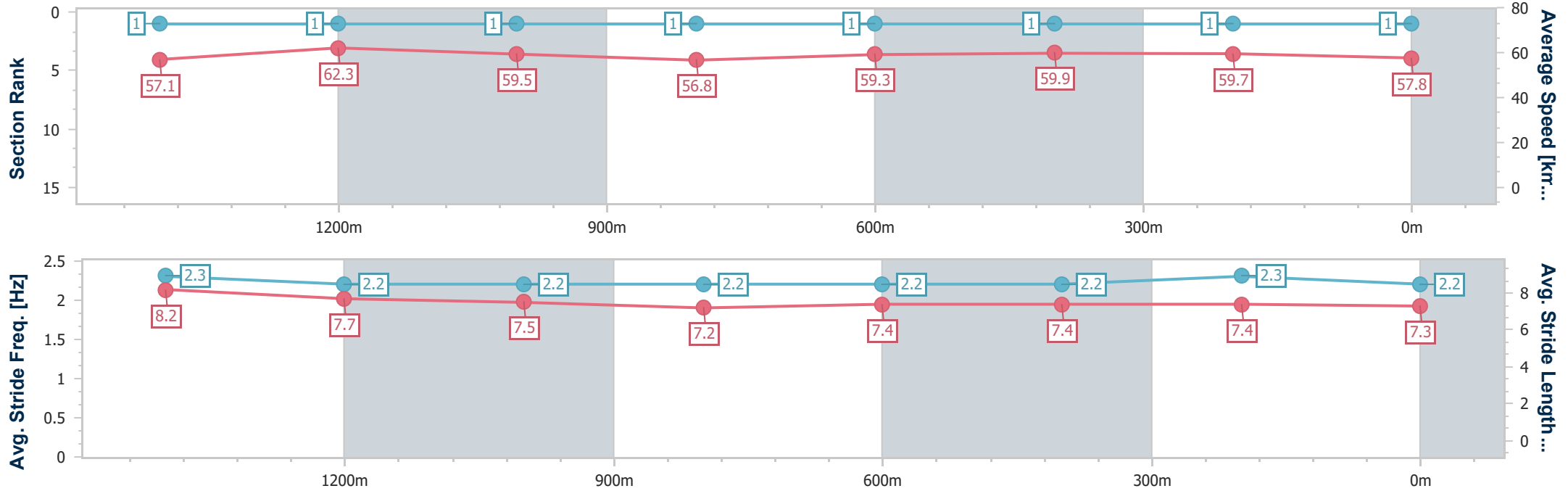
Toowoomba QLD Professional
 Race 3: BRETT WILLMOT ACCOUNTING BENCHMARK 60
 Handicap - 1650m



02 September 2023 - 18:40

Track Rating: Good 4, Weather: Overcast, Rail Position: +4m Entire

Section	Overall	1400m	1200m	1000m	800m	600m	400m	200m
Section Times	1:40.25 [1] (0:15.43)	1:24.82 [1] (0:11.56)	1:13.26 [1] (0:12.11)	1:01.15 [1] (0:12.69)	0:48.46 [1] (0:12.17)	0:36.29 [1] (0:11.89)	0:24.40 [1] (0:11.96)	0:12.44 [1] (0:12.44)
Average Speed [km/h]	57.1	62.3	59.5	56.8	59.3	59.9	59.7	57.8
Top Speed [km/h]	65.8	65.2	61.2	57.7	60.6	60.7	60.8	58.9
Avg. Dist. to Rail [m]	2.3	0.5	1.2	0.7	0.3	2.0	1.8	1.8
Avg. Stride Freq. [Hz]	2.3	2.2	2.2	2.2	2.2	2.2	2.3	2.2
Avg. Stride Length [m]	8.2	7.7	7.5	7.2	7.4	7.4	7.4	7.3



- [] Ranking at each section and finish
- .-.-.- No data available at this section
- NA No data available



Horse/Jockey Name	Lizzie's Pride
Final Rank	2
Fastest Section Time (Section)	0:11.58 (1400m)
Top Speed [km/h] (Section)	64.3 (Overall)
Race State	Finished



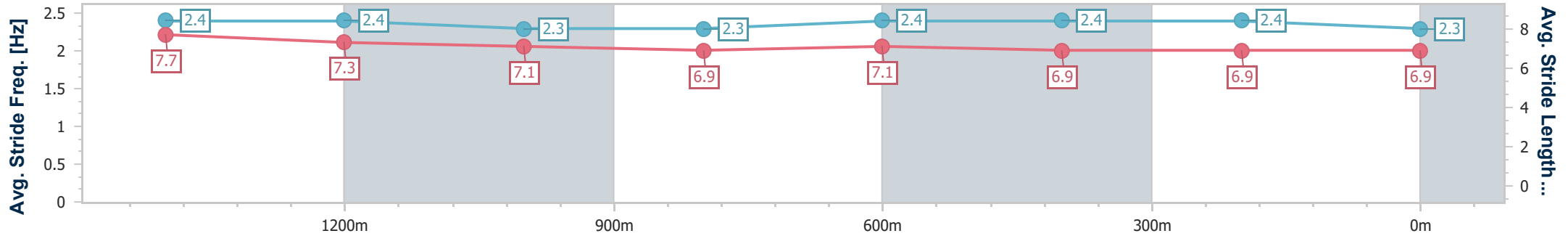
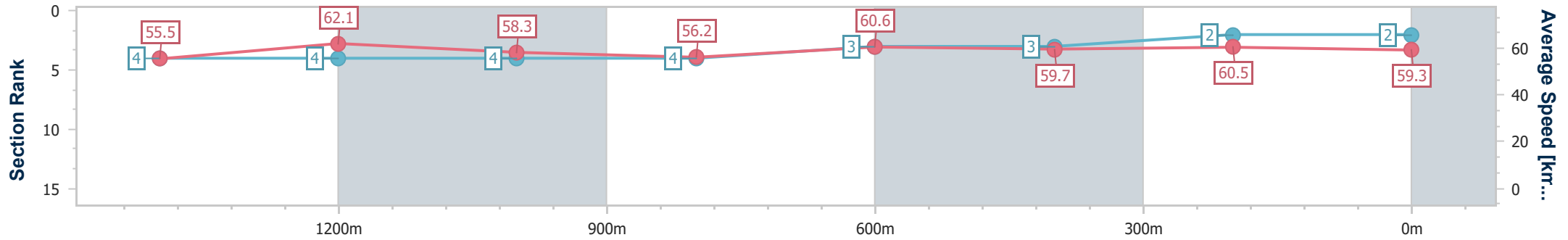
Toowoomba QLD Professional
Race 3: BRETT WILLMOT ACCOUNTING BENCHMARK 60
Handicap - 1650m



02 September 2023 - 18:40

Track Rating: Good 4, Weather: Overcast, Rail Position: +4m Entire

Section	Overall	1400m	1200m	1000m	800m	600m	400m	200m
Section Times	1:40.52 [2] (0:15.68)	1:24.84 [4] (0:11.58)	1:13.26 [4] (0:12.36)	1:00.90 [4] (0:12.87)	0:48.03 [4] (0:11.95)	0:36.08 [3] (0:12.07)	0:24.01 [3] (0:11.90)	0:12.11 [2] (0:12.11)
Average Speed [km/h]	55.5	62.1	58.3	56.2	60.6	59.7	60.5	59.3
Top Speed [km/h]	64.3	63.5	59.6	58.5	63.0	60.7	61.3	60.2
Avg. Dist. to Rail [m]	1.9	0.5	1.1	1.3	1.0	0.9	0.6	1.9
Avg. Stride Freq. [Hz]	2.4	2.4	2.3	2.3	2.4	2.4	2.4	2.3
Avg. Stride Length [m]	7.7	7.3	7.1	6.9	7.1	6.9	6.9	6.9



- [] Ranking at each section and finish
- .-.- No data available at this section
- NA No data available



Horse/Jockey Name	Jac The Great
Final Rank	3
Fastest Section Time (Section)	0:11.78 (1400m)
Top Speed [km/h] (Section)	66.4 (Overall)
Race State	Finished



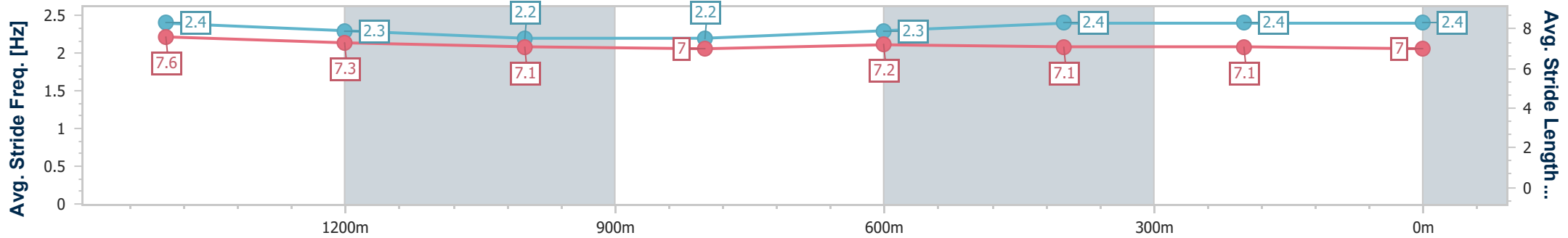
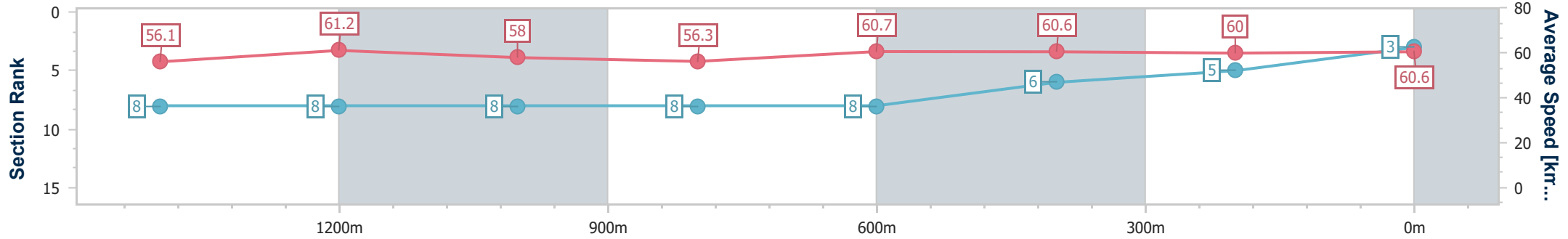
Toowoomba QLD Professional
Race 3: BRETT WILLMOT ACCOUNTING BENCHMARK 60
Handicap - 1650m



02 September 2023 - 18:40

Track Rating: Good 4, Weather: Overcast, Rail Position: +4m Entire

Section	Overall	1400m	1200m	1000m	800m	600m	400m	200m
Section Times	1:40.67 [3] (0:16.01)	1:24.66 [8] (0:11.78)	1:12.88 [8] (0:12.42)	1:00.46 [8] (0:12.89)	0:47.57 [8] (0:11.89)	0:35.68 [8] (0:11.85)	0:23.83 [6] (0:11.97)	0:11.86 [5] (0:11.86)
Average Speed [km/h]	56.1	61.2	58.0	56.3	60.7	60.6	60.0	60.6
Top Speed [km/h]	66.4	64.0	59.4	58.1	63.0	61.9	61.6	60.9
Avg. Dist. to Rail [m]	0.8	0.5	1.5	1.9	0.7	0.6	0.8	0.9
Avg. Stride Freq. [Hz]	2.4	2.3	2.2	2.2	2.3	2.4	2.4	2.4
Avg. Stride Length [m]	7.6	7.3	7.1	7.0	7.2	7.1	7.1	7.0



- [] Ranking at each section and finish
- .-.- No data available at this section
- NA No data available



Horse/Jockey Name	Surin Beach
Final Rank	4
Fastest Section Time (Section)	0:11.64 (1400m)
Top Speed [km/h] (Section)	65.8 (Overall)
Race State	Finished



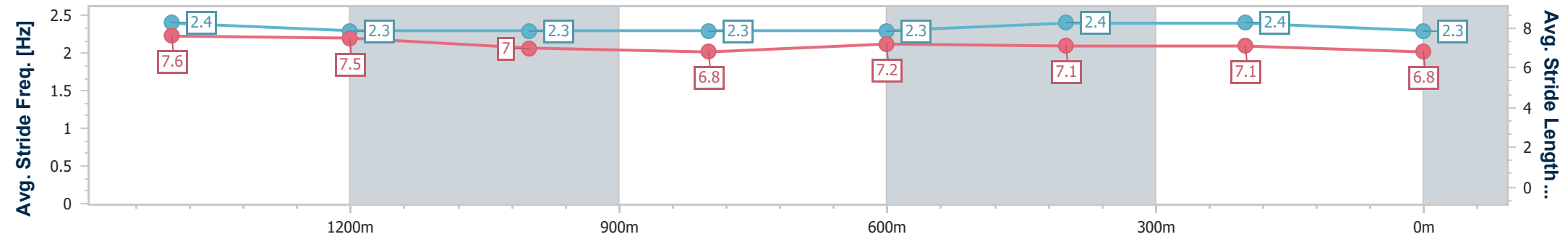
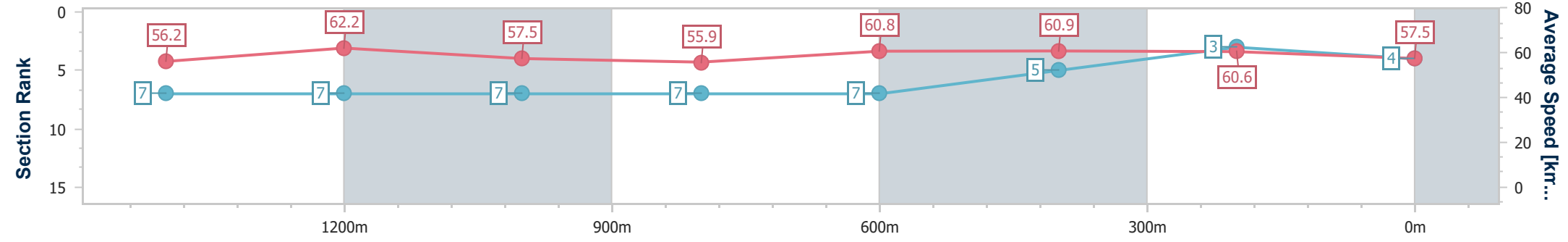
Toowoomba QLD Professional
Race 3: BRETT WILLMOT ACCOUNTING BENCHMARK 60
Handicap - 1650m



02 September 2023 - 18:40

Track Rating: Good 4, Weather: Overcast, Rail Position: +4m Entire

Section	Overall	1400m	1200m	1000m	800m	600m	400m	200m						
Section Times	1:41.15 [4] (0:15.91)	1:25.24 [7] (0:11.64)	1:13.60 [7] (0:12.56)	1:01.04 [7] (0:12.90)	0:48.14 [7] (0:11.89)	0:36.25 [7] (0:11.82)	0:24.43 [5] (0:11.95)	0:12.48 [3] (0:12.48)						
Average Speed [km/h]	56.2	62.2	57.5	55.9	60.8	60.9	60.6	57.5						
Top Speed [km/h]	65.8	64.2	59.2	57.8	63.0	62.7	62.3	59.8						
Avg. Dist. to Rail [m]	2.1	1.2	1.1	0.5	0.9	0.5	2.3	2.4						
Avg. Stride Freq. [Hz]	2.4	2.3	2.3	2.3	2.3	2.4	2.4	2.3						
Avg. Stride Length [m]	7.6	7.5	7.0	6.8	7.2	7.1	7.1	6.8						



- [] Ranking at each section and finish
- .-.- No data available at this section
- NA No data available



Horse/Jockey Name	Boom Gate
Final Rank	5
Fastest Section Time (Section)	0:11.73 (1400m)
Top Speed [km/h] (Section)	65.7 (Overall)
Race State	Finished



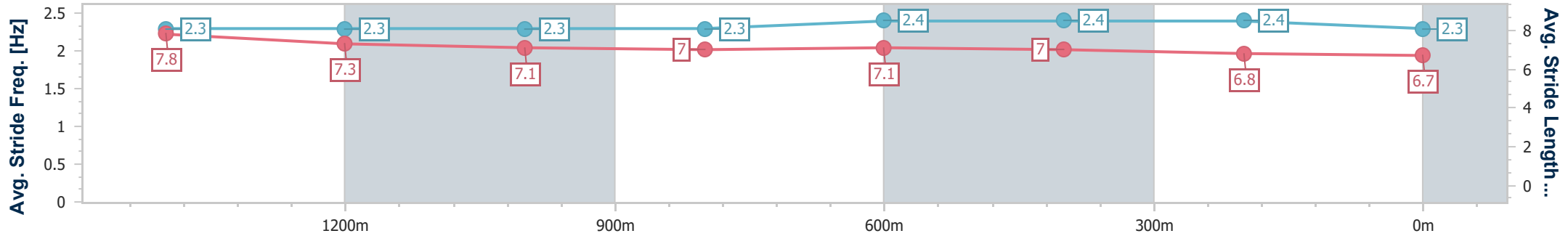
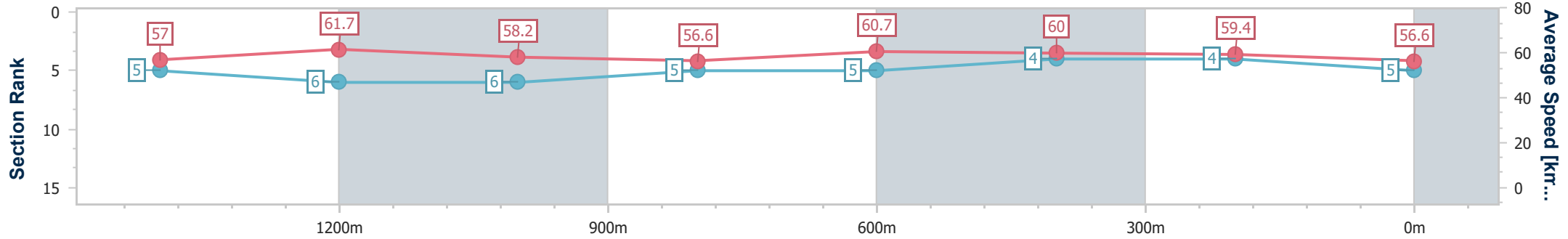
Toowoomba QLD Professional
 Race 3: BRETT WILLMOT ACCOUNTING BENCHMARK 60
 Handicap - 1650m



02 September 2023 - 18:40

Track Rating: Good 4, Weather: Overcast, Rail Position: +4m Entire

Section	Overall	1400m	1200m	1000m	800m	600m	400m	200m					
Section Times	1:41.41 [5] (0:15.75)	1:25.66 [5] (0:11.73)	1:13.93 [6] (0:12.38)	1:01.55 [6] (0:12.81)	0:48.74 [5] (0:11.90)	0:36.84 [5] (0:12.03)	0:24.81 [4] (0:12.11)	0:12.70 [4] (0:12.70)					
Average Speed [km/h]	57.0	61.7	58.2	56.6	60.7	60.0	59.4	56.6					
Top Speed [km/h]	65.7	63.7	58.8	59.9	63.1	61.8	60.3	59.9					
Avg. Dist. to Rail [m]	1.3	1.2	2.1	2.0	1.5	0.3	0.3	2.2					
Avg. Stride Freq. [Hz]	2.3	2.3	2.3	2.3	2.4	2.4	2.4	2.3					
Avg. Stride Length [m]	7.8	7.3	7.1	7.0	7.1	7.0	6.8	6.7					



- [] Ranking at each section and finish
- .-.- No data available at this section
- NA No data available



Horse/Jockey Name	Realaide
Final Rank	6
Fastest Section Time (Section)	0:11.43 (1400m)
Top Speed [km/h] (Section)	68.4 (Overall)
Race State	Finished



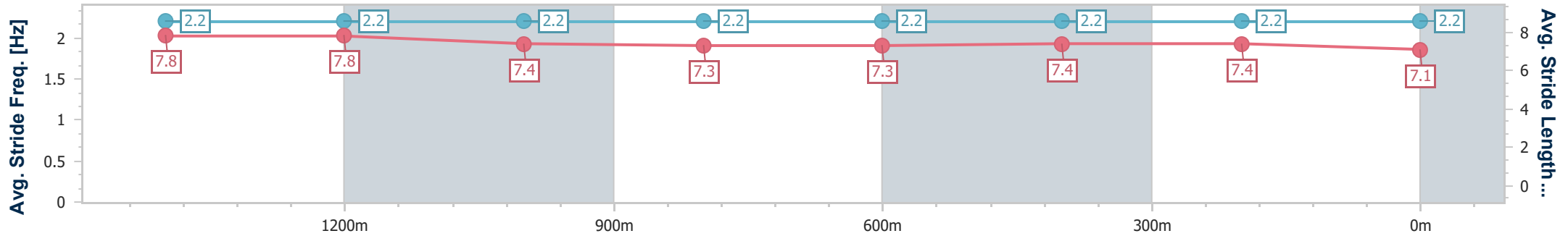
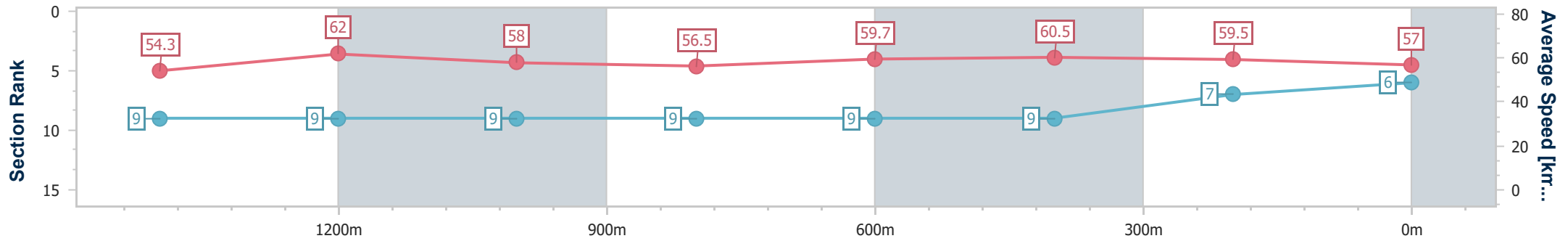
Toowoomba QLD Professional
Race 3: BRETT WILLMOT ACCOUNTING BENCHMARK 60
Handicap - 1650m



02 September 2023 - 18:40

Track Rating: Good 4, Weather: Overcast, Rail Position: +4m Entire

Section	Overall	1400m	1200m	1000m	800m	600m	400m	200m					
Section Times	1:41.90 [6] (0:16.48)	1:25.42 [9] (0:11.43)	1:13.99 [9] (0:12.45)	1:01.54 [9] (0:12.83)	0:48.71 [9] (0:12.12)	0:36.59 [9] (0:11.90)	0:24.69 [9] (0:12.09)	0:12.60 [7] (0:12.60)					
Average Speed [km/h]	54.3	62.0	58.0	56.5	59.7	60.5	59.5	57.0					
Top Speed [km/h]	68.4	64.7	61.0	58.6	61.9	62.7	61.0	59.6					
Avg. Dist. to Rail [m]	2.5	2.5	1.0	1.9	1.6	0.4	0.3	1.2					
Avg. Stride Freq. [Hz]	2.2	2.2	2.2	2.2	2.2	2.2	2.2	2.2					
Avg. Stride Length [m]	7.8	7.8	7.4	7.3	7.3	7.4	7.4	7.1					



- [] Ranking at each section and finish
- .-.- No data available at this section
- NA No data available



Horse/Jockey Name	Mordecai
Final Rank	7
Fastest Section Time (Section)	0:11.57 (1400m)
Top Speed [km/h] (Section)	68.0 (Overall)
Race State	Finished



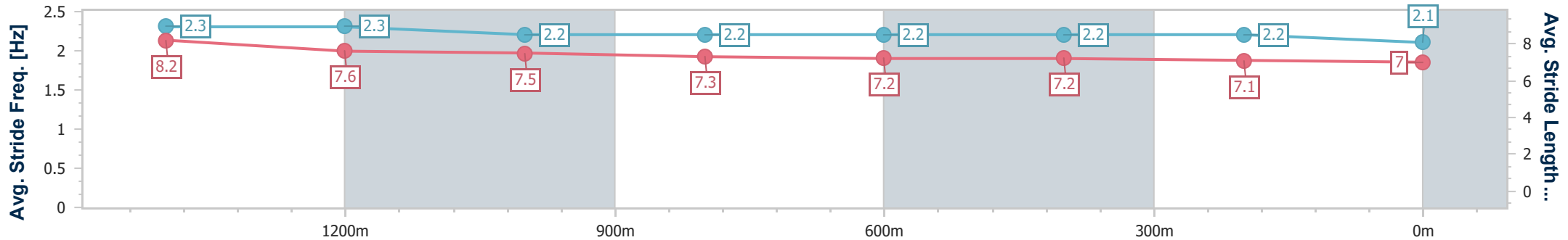
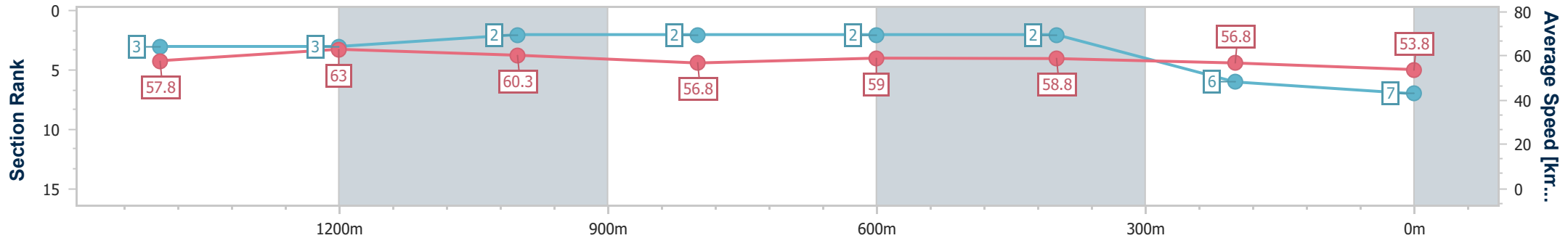
Toowoomba QLD Professional
 Race 3: BRETT WILLMOT ACCOUNTING BENCHMARK 60
 Handicap - 1650m



02 September 2023 - 18:40

Track Rating: Good 4, Weather: Overcast, Rail Position: +4m Entire

Section	Overall	1400m	1200m	1000m	800m	600m	400m	200m
Section Times	1:42.26 [7] (0:15.58)	1:26.68 [3] (0:11.57)	1:15.11 [3] (0:11.98)	1:03.13 [2] (0:12.72)	0:50.41 [2] (0:12.29)	0:38.12 [2] (0:12.20)	0:25.92 [2] (0:12.59)	0:13.33 [6] (0:13.33)
Average Speed [km/h]	57.8	63.0	60.3	56.8	59.0	58.8	56.8	53.8
Top Speed [km/h]	68.0	65.6	62.3	57.8	59.8	59.9	57.8	55.9
Avg. Dist. to Rail [m]	4.1	2.4	2.2	1.0	1.7	0.8	1.8	1.8
Avg. Stride Freq. [Hz]	2.3	2.3	2.2	2.2	2.2	2.2	2.2	2.1
Avg. Stride Length [m]	8.2	7.6	7.5	7.3	7.2	7.2	7.1	7.0



- [] Ranking at each section and finish
- .-.- No data available at this section
- NA No data available



Horse/Jockey Name	Blue Corner
Final Rank	8
Fastest Section Time (Section)	0:11.65 (1400m)
Top Speed [km/h] (Section)	67.7 (Overall)
Race State	Finished



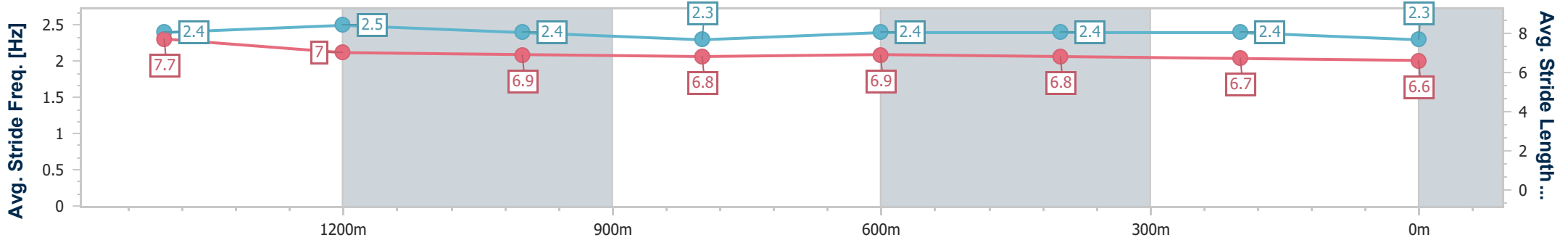
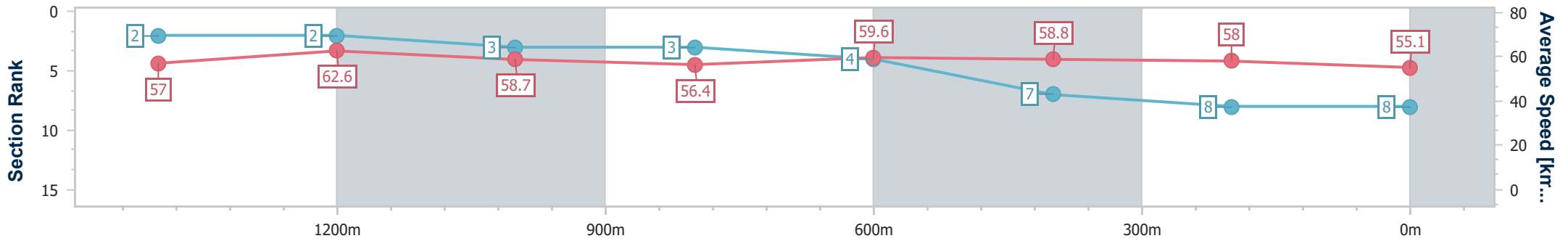
Toowoomba QLD Professional
 Race 3: BRETT WILLMOT ACCOUNTING BENCHMARK 60
 Handicap - 1650m



02 September 2023 - 18:40

Track Rating: Good 4, Weather: Overcast, Rail Position: +4m Entire

Section	Overall	1400m	1200m	1000m	800m	600m	400m	200m
Section Times	1:42.39 [8] (0:15.48)	1:26.91 [2] (0:11.65)	1:15.26 [2] (0:12.31)	1:02.95 [3] (0:12.88)	0:50.07 [3] (0:12.15)	0:37.92 [4] (0:12.38)	0:25.54 [7] (0:12.51)	0:13.03 [8] (0:13.03)
Average Speed [km/h]	57.0	62.6	58.7	56.4	59.6	58.8	58.0	55.1
Top Speed [km/h]	67.7	66.3	59.9	58.3	61.1	60.1	58.7	57.0
Avg. Dist. to Rail [m]	2.6	2.5	2.9	2.5	2.1	2.0	1.9	1.4
Avg. Stride Freq. [Hz]	2.4	2.5	2.4	2.3	2.4	2.4	2.4	2.3
Avg. Stride Length [m]	7.7	7.0	6.9	6.8	6.9	6.8	6.7	6.6



- [] Ranking at each section and finish
- .-.- No data available at this section
- NA No data available



Horse/Jockey Name	Maui
Final Rank	9
Fastest Section Time (Section)	0:11.48 (1400m)
Top Speed [km/h] (Section)	68.0 (Overall)
Race State	Finished



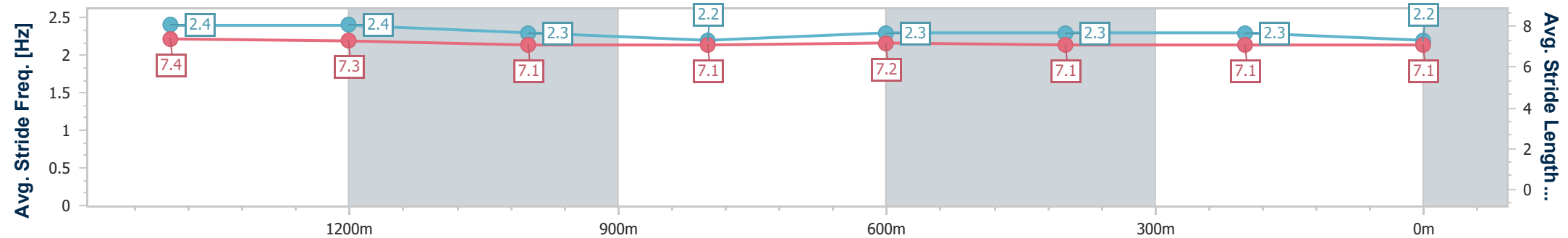
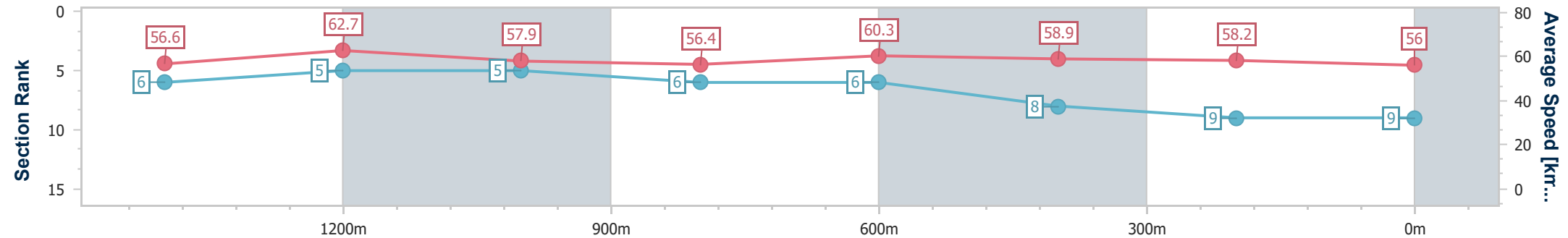
Toowoomba QLD Professional
Race 3: BRETT WILLMOT ACCOUNTING BENCHMARK 60
Handicap - 1650m



02 September 2023 - 18:40

Track Rating: Good 4, Weather: Overcast, Rail Position: +4m Entire

Section	Overall	1400m	1200m	1000m	800m	600m	400m	200m					
Section Times	1:42.45 [9] (0:15.90)	1:26.55 [6] (0:11.48)	1:15.07 [5] (0:12.43)	1:02.64 [5] (0:12.96)	0:49.68 [6] (0:12.02)	0:37.66 [6] (0:12.35)	0:25.31 [8] (0:12.48)	0:12.83 [9] (0:12.83)					
Average Speed [km/h]	56.6	62.7	57.9	56.4	60.3	58.9	58.2	56.0					
Top Speed [km/h]	68.0	67.0	59.6	58.3	61.4	60.5	60.4	56.5					
Avg. Dist. to Rail [m]	1.6	0.6	3.1	4.0	2.4	2.1	2.5	3.2					
Avg. Stride Freq. [Hz]	2.4	2.4	2.3	2.2	2.3	2.3	2.3	2.2					
Avg. Stride Length [m]	7.4	7.3	7.1	7.1	7.2	7.1	7.1	7.1					



- [] Ranking at each section and finish
- .-.- No data available at this section
- NA No data available