



# Toowoomba QLD Professional

## Race 4: NEULANDS GROUP RATINGS BAND 0 - 58 Handicap - 2000m

02 September 2023 - 19:13



Track Rating: Good 4 , Weather: Fine, Rail Position: +4m Entire

Section		Overall	1800m	1600m	1400m	1200m	1000m	800m	Last 600m					
Field Times		2:07.71 (0:15.44)	1:52.27 (0:11.95)	1:40.32 (0:12.16)	1:28.16 (0:12.88)	1:15.28 (0:13.05)	1:02.23 (0:12.98)	0:49.25 (0:12.38)	0:36.87					
Rank	TAB	Horse/Jockey	Barrier	Top Speed [km/h]	Fastest Section								Distance Travelled [m]	
1	5	<b>BRAVE BOY</b> Michael Murphy	3	62.6 400m	0:11.92 1800m	2:07.71 [1] (0:16.54)	1:51.17 [8] (0:11.92)	1:39.25 [8] (0:12.01)	1:27.24 [8] (0:12.89)	1:14.35 [8] (0:13.17)	1:01.18 [9] (0:12.74)	0:48.44 [8] (0:12.04)	0:36.40	
2	7	<b>RUGGED WOMAN</b> Micheal Hellyer	7	61.4 1800m	0:11.82 1800m	2:07.91 [2] (0:15.80)	1:52.11 [3] (0:11.82)	1:40.29 [3] (0:12.15)	1:28.14 [3] (0:12.76)	1:15.38 [3] (0:13.12)	1:02.26 [3] (0:12.94)	0:49.32 [3] (0:12.39)	0:36.93	-9
3	3	<b>MAGIC MIKEY</b> Chris Whiteley	4	61.1 600m	0:11.90 1800m	2:08.14 [3] (0:15.98)	1:52.16 [4] (0:11.90)	1:40.26 [5] (0:12.15)	1:28.11 [5] (0:12.88)	1:15.23 [5] (0:13.12)	1:02.11 [5] (0:12.95)	0:49.16 [5] (0:12.27)	0:36.89	-5
4	6	<b>ULTIMATE POWER</b> Jake Molloy	12	61.7 800m	0:11.95 800m	2:08.17 [4] (0:16.78)	1:51.39 [11] (0:12.26)	1:39.13 [11] (0:12.01)	1:27.12 [11] (0:12.92)	1:14.20 [11] (0:12.97)	1:01.23 [11] (0:12.85)	0:48.38 [11] (0:11.95)	0:36.43	+0
5	2	<b>HE'S VIRAL</b> Adin Thompson	8	61.7 Overall	0:11.95 1800m	2:08.20 [5] (0:15.44)	1:52.76 [1] (0:11.95)	1:40.81 [1] (0:12.16)	1:28.65 [1] (0:12.88)	1:15.77 [1] (0:13.05)	1:02.72 [1] (0:12.98)	0:49.74 [1] (0:12.38)	0:37.36	-8
6	8	<b>DELANEY'S GIRL</b> Matthew McGillivray	9	62.9 1800m	0:11.68 1800m	2:08.33 [6] (0:15.76)	1:52.57 [2] (0:11.68)	1:40.89 [2] (0:12.25)	1:28.64 [2] (0:12.81)	1:15.83 [2] (0:13.14)	1:02.69 [2] (0:12.93)	0:49.76 [2] (0:12.37)	0:37.39	-2
7	12	<b>MT MORT SHARK</b> Madeleine Wishart	10	62.6 1800m	0:11.70 1800m	2:08.54 [7] (0:15.99)	1:52.55 [5] (0:11.70)	1:40.85 [4] (0:12.13)	1:28.72 [4] (0:12.97)	1:15.75 [4] (0:13.14)	1:02.61 [4] (0:12.92)	0:49.69 [4] (0:12.19)	0:37.50	+3
8	13	<b>JUMEIRAH TRIANGLE</b> Nozi Tomizawa	6	61.4 800m	0:11.89 1800m	2:08.74 [8] (0:16.19)	1:52.55 [7] (0:11.89)	1:40.66 [6] (0:12.14)	1:28.52 [6] (0:12.90)	1:15.62 [6] (0:13.18)	1:02.44 [6] (0:12.90)	0:49.54 [7] (0:12.13)	0:37.41	-3
9	9	<b>RED OSCAR</b> Wanderson D'Avila	2	60.2 800m	0:11.92 1800m	2:09.01 [9] (0:16.74)	1:52.27 [9] (0:11.92)	1:40.35 [9] (0:12.00)	1:28.35 [9] (0:12.82)	1:15.53 [9] (0:13.14)	1:02.39 [10] (0:13.00)	0:49.39 [10] (0:12.30)	0:37.09	-14
10	10	<b>SANDGATE ROAD</b> Kenji Yoshida	1	60.5 1800m	0:12.11 1800m	2:09.64 [10] (0:16.12)	1:53.52 [6] (0:12.11)	1:41.41 [7] (0:12.19)	1:29.22 [7] (0:12.88)	1:16.34 [7] (0:13.16)	1:03.18 [8] (0:12.85)	0:50.33 [9] (0:12.27)	0:38.06	-5

Scratched: Blushing Lucas (#1), Heart Of A Lion (#11), Winston Blue (#14), Master Of Menace (#15)

[ ] Ranking at each section and finish  
 -:-:- No data available at this section  
 NA No data available

SCN Saddle cloth number  
 DNF Did not finish  
 DNT Did not track



# Toowoomba QLD Professional

## Race 4: NEWLANDS GROUP RATINGS BAND 0 - 58 Handicap - 2000m

02 September 2023 - 19:13



Track Rating: Good 4 , Weather: Fine, Rail Position: +4m Entire

Section	Overall	1800m	1600m	1400m	1200m	1000m	800m	Last 600m
Field Times	2:07.71 (0:15.44)	1:52.27 (0:11.95)	1:40.32 (0:12.16)	1:28.16 (0:12.88)	1:15.28 (0:13.05)	1:02.23 (0:12.98)	0:49.25 (0:12.38)	0:36.87

Rank	TAB	Horse/Jockey	Barrier	Top Speed [km/h]	Fastest Section								Distance Travelled [m]	
11	4	SCILAGO	13	61.1	0:12.04	2:10.04 [11]	1:53.29 [10]	1:41.24 [10]	1:29.20 [10]	1:16.38 [10]	1:03.65 [7]	0:51.00 [6]	0:38.88	+2
		Georgina Cartwright		800m	1600m	(0:16.75)	(0:12.05)	(0:12.04)	(0:12.82)	(0:12.73)	(0:12.65)	(0:12.12)		

Scratched: Blushing Lucas (#1), Heart Of A Lion (#11), Winston Blue (#14), Master Of Menace (#15)

[ ] Ranking at each section and finish  
 -:-:- No data available at this section  
 NA No data available

SCN Saddle cloth number  
 DNF Did not finish  
 DNT Did not track



# Toowoomba QLD Professional

## Race 4: NEWLANDS GROUP RATINGS BAND 0 - 58 Handicap - 2000m

02 September 2023 - 19:13



Track Rating: Good 4 , Weather: Fine, Rail Position: +4m Entire

Section					600m	400m	200m				
Field Times					0:36.87 (0:12.25)	0:24.62 (0:12.37)	0:12.25 (0:12.25)	Last 600m			
								0:36.87			
Rank	TAB	Horse/Jockey	Barrier	Top Speed [km/h]	Fastest Section	Margin			Distance Travelled [m]		
1	5	<b>BRAVE BOY</b> Michael Murphy	3	62.6 400m	0:11.92 1800m	0:36.40 [7] (0:12.46)	0:23.94 [8] (0:12.01)	0:11.93 [6] (0:11.93)	2:07.71	0:36.40	
2	7	<b>RUGGED WOMAN</b> Micheal Hellyer	7	61.4 1800m	0:11.82 1800m	0:36.93 [3] (0:12.40)	0:24.53 [4] (0:12.20)	0:12.33 [3] (0:12.33)	1L	0:36.93	-9
3	3	<b>MAGIC MIKEY</b> Chris Whiteley	4	61.1 600m	0:11.90 1800m	0:36.89 [6] (0:12.18)	0:24.71 [5] (0:12.30)	0:12.41 [5] (0:12.41)	2.3L	0:36.89	-5
4	6	<b>ULTIMATE POWER</b> Jake Molloy	12	61.7 800m	0:11.95 800m	0:36.43 [10] (0:12.21)	0:24.22 [9] (0:12.01)	0:12.21 [7] (0:12.21)	2.5L	0:36.43	+0
5	2	<b>HE'S VIRAL</b> Adin Thompson	8	61.7 Overall	0:11.95 1800m	0:37.36 [1] (0:12.25)	0:25.11 [1] (0:12.41)	0:12.70 [2] (0:12.70)	2.7L	0:37.36	-8
6	8	<b>DELANEY'S GIRL</b> Matthew McGillivray	9	62.9 1800m	0:11.68 1800m	0:37.39 [2] (0:12.16)	0:25.23 [2] (0:12.36)	0:12.87 [1] (0:12.87)	3.5L	0:37.39	-2
7	12	<b>MT MORT SHARK</b> Madeleine Wishart	10	62.6 1800m	0:11.70 1800m	0:37.50 [4] (0:12.28)	0:25.22 [3] (0:12.38)	0:12.84 [4] (0:12.84)	4.5L	0:37.50	+3
8	13	<b>JUMEIRAH TRIANGLE</b> Nozi Tomizawa	6	61.4 800m	0:11.89 1800m	0:37.41 [8] (0:12.18)	0:25.23 [6] (0:12.49)	0:12.74 [8] (0:12.74)	5.5L	0:37.41	-3
9	9	<b>RED OSCAR</b> Wanderson D'Avila	2	60.2 800m	0:11.92 1800m	0:37.09 [11] (0:12.52)	0:24.57 [11] (0:12.37)	0:12.20 [11] (0:12.20)	7L	0:37.09	-14
10	10	<b>SANDGATE ROAD</b> Kenji Yoshida	1	60.5 1800m	0:12.11 1800m	0:38.06 [9] (0:12.45)	0:25.61 [10] (0:12.59)	0:13.02 [10] (0:13.02)	10.5L	0:38.06	-5

Scratched: Blushing Lucas (#1), Heart Of A Lion (#11), Winston Blue (#14), Master Of Menace (#15)

[ ] Ranking at each section and finish  
 -:-:- No data available at this section  
 NA No data available

SCN Saddle cloth number  
 DNF Did not finish  
 DNT Did not track



# Toowoomba QLD Professional

## Race 4: NEULANDS GROUP RATINGS BAND 0 - 58 Handicap - 2000m

02 September 2023 - 19:13



Track Rating: Good 4 , Weather: Fine, Rail Position: +4m Entire

Section	600m	400m	200m	Last 600m
Field Times	0:36.87 (0:12.25)	0:24.62 (0:12.37)	0:12.25 (0:12.25)	0:36.87

Rank	TAB	Horse/Jockey	Barrier	Top Speed [km/h]	Fastest Section	Margin	Distance Travelled [m]
11	4	SCILAGO	13	61.1	0:12.04	12.8L	+2
		Georgina Cartwright		800m	1600m		
					0:38.88 [5] (0:12.47)	0:26.41 [7] (0:12.93)	0:13.48 [9] (0:13.48)

Scratched: Blushing Lucas (#1), Heart Of A Lion (#11), Winston Blue (#14), Master Of Menace (#15)

[ ] Ranking at each section and finish  
 -:-:- No data available at this section  
 NA No data available

SCN Saddle cloth number  
 DNF Did not finish  
 DNT Did not track



Horse/Jockey Name	Brave Boy
Final Rank	1
Fastest Section Time (Section)	0:11.92 (1800m)
Top Speed [km/h] (Section)	62.6 (400m)
Race State	Finished



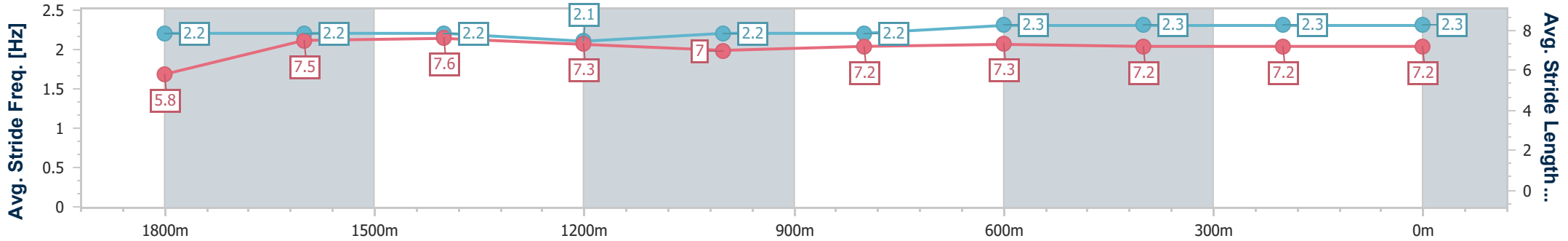
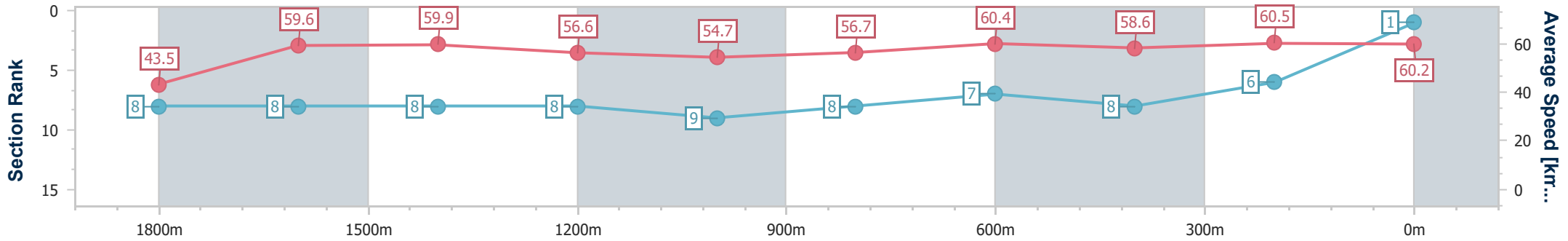
Toowoomba QLD Professional  
Race 4: NEWLANDS GROUP RATINGS BAND 0 - 58 Handicap - 2000m



02 September 2023 - 19:13

Track Rating: Good 4 , Weather: Fine, Rail Position: +4m Entire

Section	Overall	1800m	1600m	1400m	1200m	1000m	800m	600m	400m	200m
Section Times	2:07.71 [1] (0:16.54)	1:51.17 [8] (0:11.92)	1:39.25 [8] (0:12.01)	1:27.24 [8] (0:12.89)	1:14.35 [8] (0:13.17)	1:01.18 [9] (0:12.74)	0:48.44 [8] (0:12.04)	0:36.40 [7] (0:12.46)	0:23.94 [8] (0:12.01)	0:11.93 [6] (0:11.93)
Average Speed [km/h]	43.5	59.6	59.9	56.6	54.7	56.7	60.4	58.6	60.5	60.2
Top Speed [km/h]	58.6	61.0	61.7	59.1	55.7	60.2	61.1	60.6	62.6	61.0
Avg. Dist. to Rail [m]	4.3	2.6	1.0	2.4	1.8	1.2	3.2	2.9	2.0	1.4
Avg. Stride Freq. [Hz]	2.2	2.2	2.2	2.1	2.2	2.2	2.3	2.3	2.3	2.3
Avg. Stride Length [m]	5.8	7.5	7.6	7.3	7.0	7.2	7.3	7.2	7.2	7.2



- [ ] Ranking at each section and finish
- .-.- No data available at this section
- NA No data available



Horse/Jockey Name	Rugged Woman
Final Rank	2
Fastest Section Time (Section)	0:11.82 (1800m)
Top Speed [km/h] (Section)	61.4 (1800m)
Race State	Finished



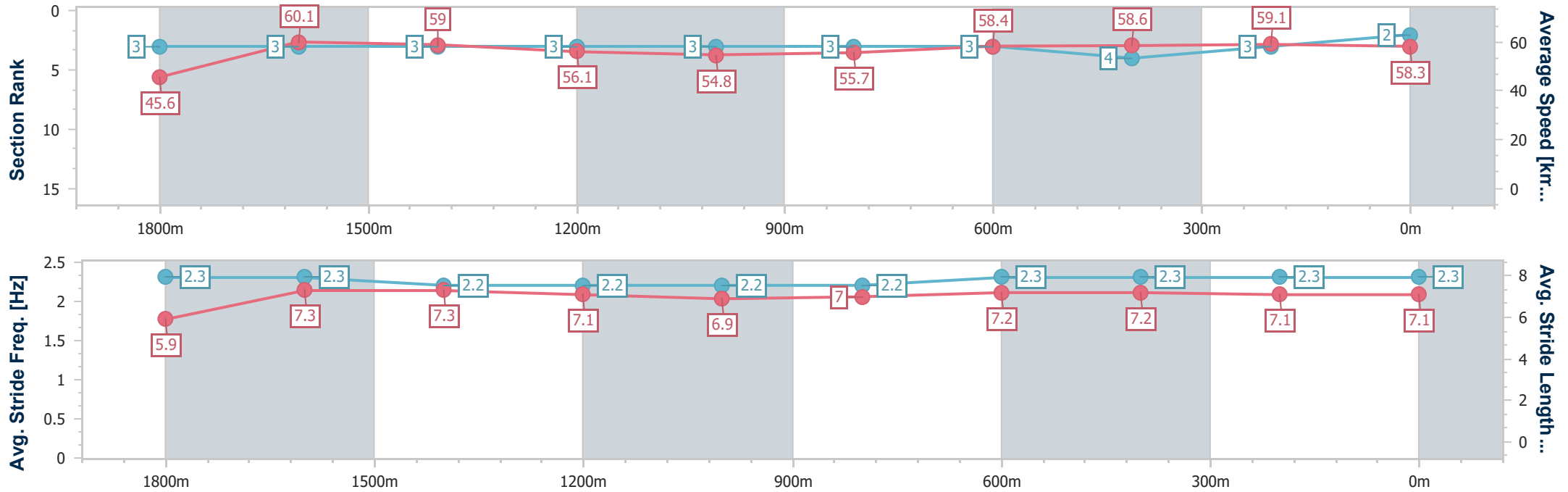
Toowoomba QLD Professional  
Race 4: NEWLANDS GROUP RATINGS BAND 0 - 58 Handicap - 2000m



02 September 2023 - 19:13

Track Rating: Good 4 , Weather: Fine, Rail Position: +4m Entire

Section	Overall	1800m	1600m	1400m	1200m	1000m	800m	600m	400m	200m
Section Times	2:07.91 [2] (0:15.80)	1:52.11 [3] (0:11.82)	1:40.29 [3] (0:12.15)	1:28.14 [3] (0:12.76)	1:15.38 [3] (0:13.12)	1:02.26 [3] (0:12.94)	0:49.32 [3] (0:12.39)	0:36.93 [3] (0:12.40)	0:24.53 [4] (0:12.20)	0:12.33 [3] (0:12.33)
Average Speed [km/h]	45.6	60.1	59.0	56.1	54.8	55.7	58.4	58.6	59.1	58.3
Top Speed [km/h]	60.7	61.4	59.6	57.3	56.1	57.3	60.0	59.9	59.8	59.6
Avg. Dist. to Rail [m]	2.6	2.4	1.3	1.0	0.6	0.5	1.7	1.9	1.2	2.2
Avg. Stride Freq. [Hz]	2.3	2.3	2.2	2.2	2.2	2.2	2.3	2.3	2.3	2.3
Avg. Stride Length [m]	5.9	7.3	7.3	7.1	6.9	7.0	7.2	7.2	7.1	7.1



- [ ] Ranking at each section and finish
- .-.- No data available at this section
- NA No data available



Horse/Jockey Name	Magic Mikey
Final Rank	3
Fastest Section Time (Section)	0:11.90 (1800m)
Top Speed [km/h] (Section)	61.1 (600m)
Race State	Finished



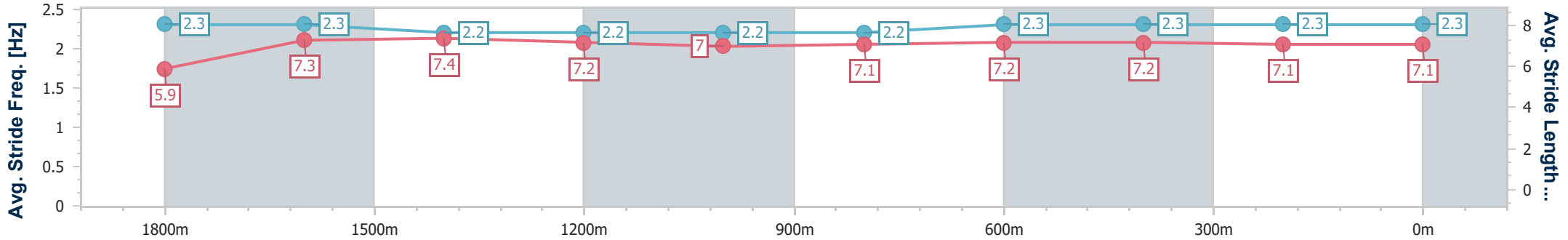
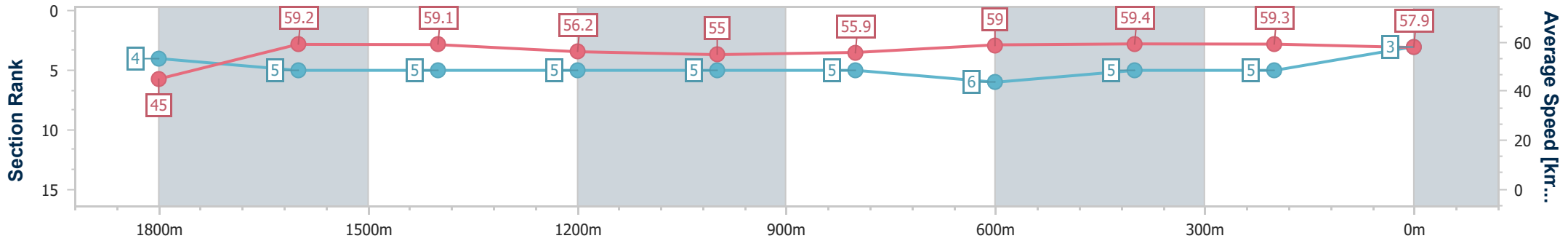
Toowoomba QLD Professional  
Race 4: NEWLANDS GROUP RATINGS BAND 0 - 58 Handicap - 2000m



02 September 2023 - 19:13

Track Rating: Good 4 , Weather: Fine, Rail Position: +4m Entire

Section	Overall	1800m	1600m	1400m	1200m	1000m	800m	600m	400m	200m
Section Times	2:08.14 [3] (0:15.98)	1:52.16 [4] (0:11.90)	1:40.26 [5] (0:12.15)	1:28.11 [5] (0:12.88)	1:15.23 [5] (0:13.12)	1:02.11 [5] (0:12.95)	0:49.16 [5] (0:12.27)	0:36.89 [6] (0:12.18)	0:24.71 [5] (0:12.30)	0:12.41 [5] (0:12.41)
Average Speed [km/h]	45.0	59.2	59.1	56.2	55.0	55.9	59.0	59.4	59.3	57.9
Top Speed [km/h]	59.3	60.6	60.4	58.9	55.9	58.4	60.5	61.1	60.5	59.3
Avg. Dist. to Rail [m]	4.2	3.7	0.6	1.1	1.8	1.2	1.7	1.3	4.2	4.7
Avg. Stride Freq. [Hz]	2.3	2.3	2.2	2.2	2.2	2.2	2.3	2.3	2.3	2.3
Avg. Stride Length [m]	5.9	7.3	7.4	7.2	7.0	7.1	7.2	7.2	7.1	7.1



- [ ] Ranking at each section and finish
- .-.- No data available at this section
- NA No data available



Horse/Jockey Name	Ultimate Power
Final Rank	4
Fastest Section Time (Section)	0:11.95 (800m)
Top Speed [km/h] (Section)	61.7 (800m)
Race State	Finished



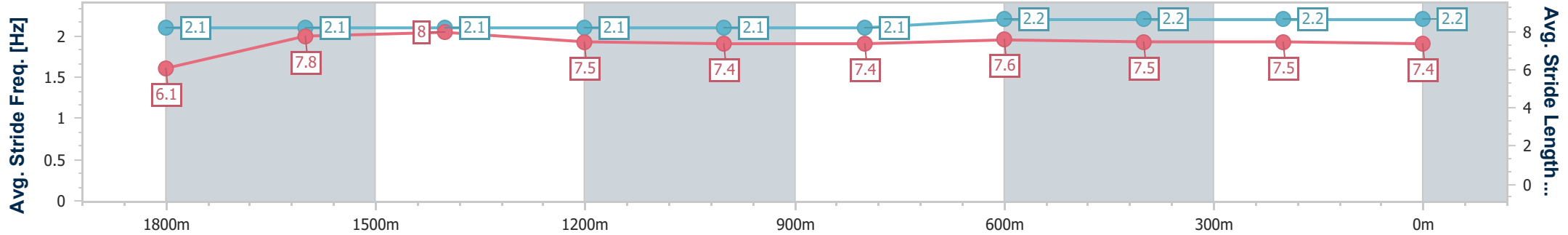
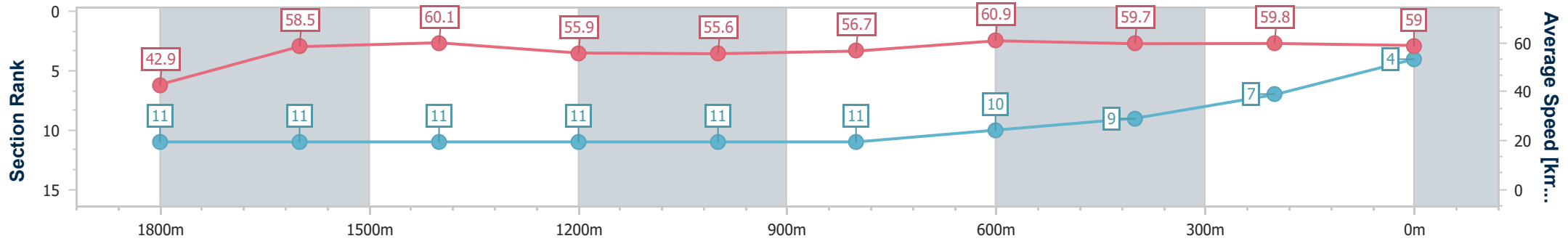
Toowoomba QLD Professional  
Race 4: NEWLANDS GROUP RATINGS BAND 0 - 58 Handicap - 2000m



02 September 2023 - 19:13

Track Rating: Good 4 , Weather: Fine, Rail Position: +4m Entire

Section	Overall	1800m	1600m	1400m	1200m	1000m	800m	600m	400m	200m
Section Times	2:08.17 [4] (0:16.78)	1:51.39 [11] (0:12.26)	1:39.13 [11] (0:12.01)	1:27.12 [11] (0:12.92)	1:14.20 [11] (0:12.97)	1:01.23 [11] (0:12.85)	0:48.38 [11] (0:11.95)	0:36.43 [10] (0:12.21)	0:24.22 [9] (0:12.01)	0:12.21 [7] (0:12.21)
Average Speed [km/h]	42.9	58.5	60.1	55.9	55.6	56.7	60.9	59.7	59.8	59.0
Top Speed [km/h]	58.5	59.6	61.1	60.1	56.9	59.1	61.7	60.8	61.0	59.9
Avg. Dist. to Rail [m]	3.1	0.6	0.5	0.7	2.1	3.6	2.7	2.5	0.6	1.7
Avg. Stride Freq. [Hz]	2.1	2.1	2.1	2.1	2.1	2.1	2.2	2.2	2.2	2.2
Avg. Stride Length [m]	6.1	7.8	8.0	7.5	7.4	7.4	7.6	7.5	7.5	7.4



- [ ] Ranking at each section and finish
- .-.- No data available at this section
- NA No data available





Horse/Jockey Name	He's Viral
Final Rank	5
Fastest Section Time (Section)	0:11.95 (1800m)
Top Speed [km/h] (Section)	61.7 (Overall)
Race State	Finished



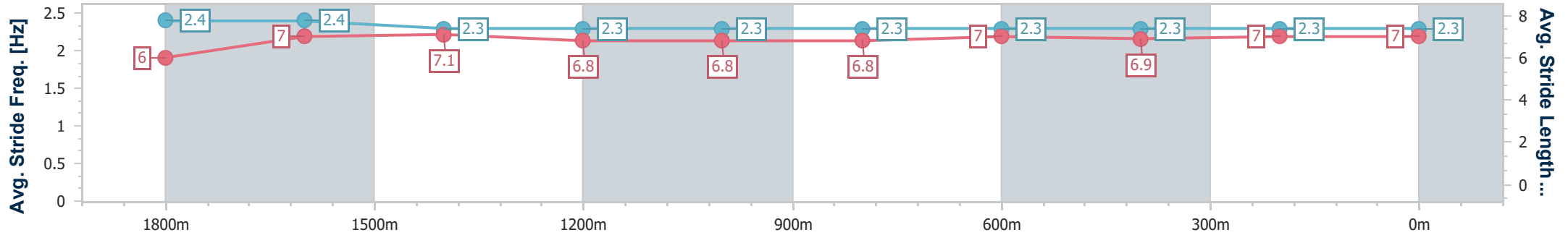
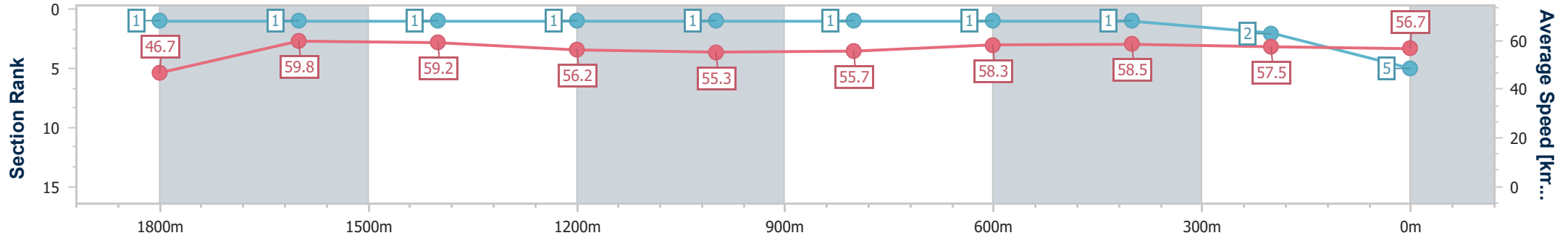
Toowoomba QLD Professional  
Race 4: NEWLANDS GROUP RATINGS BAND 0 - 58 Handicap - 2000m



02 September 2023 - 19:13

Track Rating: Good 4 , Weather: Fine, Rail Position: +4m Entire

Section	Overall	1800m	1600m	1400m	1200m	1000m	800m	600m	400m	200m
Section Times	2:08.20 [5] (0:15.44)	1:52.76 [1] (0:11.95)	1:40.81 [1] (0:12.16)	1:28.65 [1] (0:12.88)	1:15.77 [1] (0:13.05)	1:02.72 [1] (0:12.98)	0:49.74 [1] (0:12.38)	0:37.36 [1] (0:12.25)	0:25.11 [1] (0:12.41)	0:12.70 [2] (0:12.70)
Average Speed [km/h]	46.7	59.8	59.2	56.2	55.3	55.7	58.3	58.5	57.5	56.7
Top Speed [km/h]	61.7	60.9	59.8	58.8	56.5	56.8	59.5	60.3	58.1	56.9
Avg. Dist. to Rail [m]	3.0	1.1	0.5	1.1	1.7	1.3	0.9	0.9	1.8	1.0
Avg. Stride Freq. [Hz]	2.4	2.4	2.3	2.3	2.3	2.3	2.3	2.3	2.3	2.3
Avg. Stride Length [m]	6.0	7.0	7.1	6.8	6.8	6.8	7.0	6.9	7.0	7.0



- [ ] Ranking at each section and finish
- .-.-.- No data available at this section
- NA No data available



Horse/Jockey Name	Delaney's Girl
Final Rank	6
Fastest Section Time (Section)	0:11.68 (1800m)
Top Speed [km/h] (Section)	62.9 (1800m)
Race State	Finished



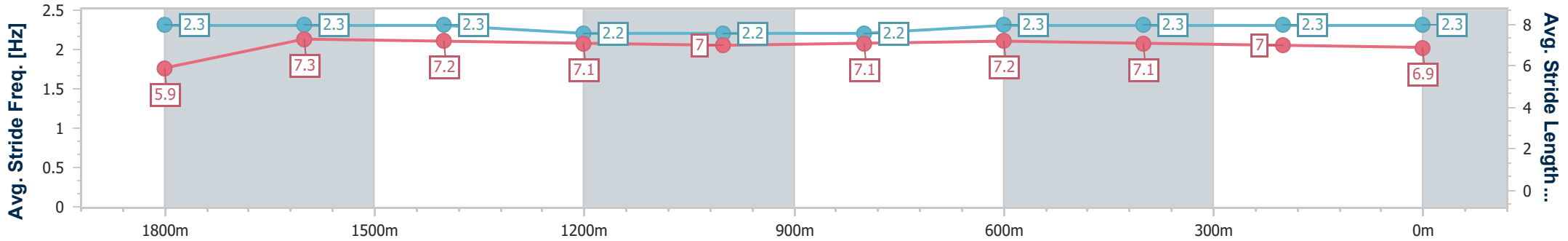
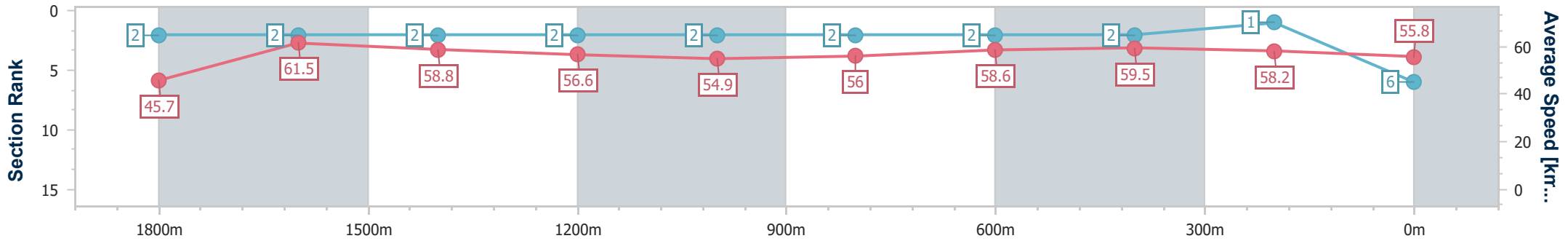
Toowoomba QLD Professional  
Race 4: NEWLANDS GROUP RATINGS BAND 0 - 58 Handicap - 2000m



02 September 2023 - 19:13

Track Rating: Good 4 , Weather: Fine, Rail Position: +4m Entire

Section	Overall	1800m	1600m	1400m	1200m	1000m	800m	600m	400m	200m
Section Times	2:08.33 [6] (0:15.76)	1:52.57 [2] (0:11.68)	1:40.89 [2] (0:12.25)	1:28.64 [2] (0:12.81)	1:15.83 [2] (0:13.14)	1:02.69 [2] (0:12.93)	0:49.76 [2] (0:12.37)	0:37.39 [2] (0:12.16)	0:25.23 [2] (0:12.36)	0:12.87 [1] (0:12.87)
Average Speed [km/h]	45.7	61.5	58.8	56.6	54.9	56.0	58.6	59.5	58.2	55.8
Top Speed [km/h]	62.4	62.9	60.4	58.5	55.4	58.0	60.5	60.5	58.8	57.7
Avg. Dist. to Rail [m]	2.7	0.4	0.4	1.2	2.4	1.9	1.8	1.2	0.8	0.4
Avg. Stride Freq. [Hz]	2.3	2.3	2.3	2.2	2.2	2.2	2.3	2.3	2.3	2.3
Avg. Stride Length [m]	5.9	7.3	7.2	7.1	7.0	7.1	7.2	7.1	7.0	6.9



- [ ] Ranking at each section and finish
- .-.- No data available at this section
- NA No data available



Horse/Jockey Name	Mt Mort Shark
Final Rank	7
Fastest Section Time (Section)	0:11.70 (1800m)
Top Speed [km/h] (Section)	62.6 (1800m)
Race State	Finished



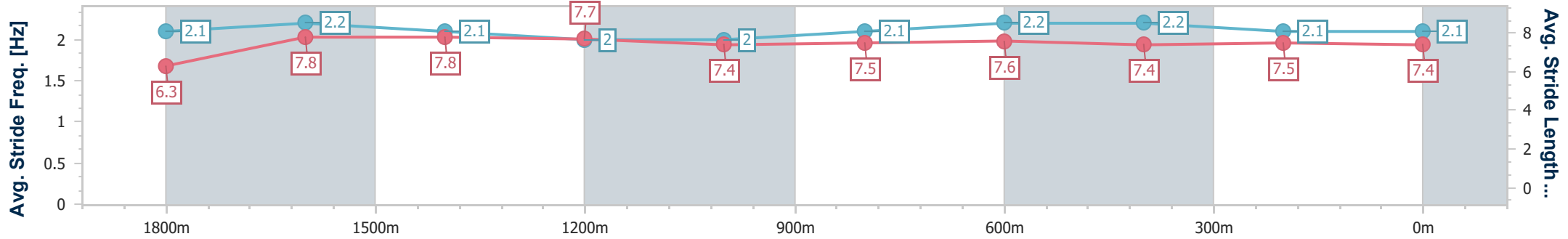
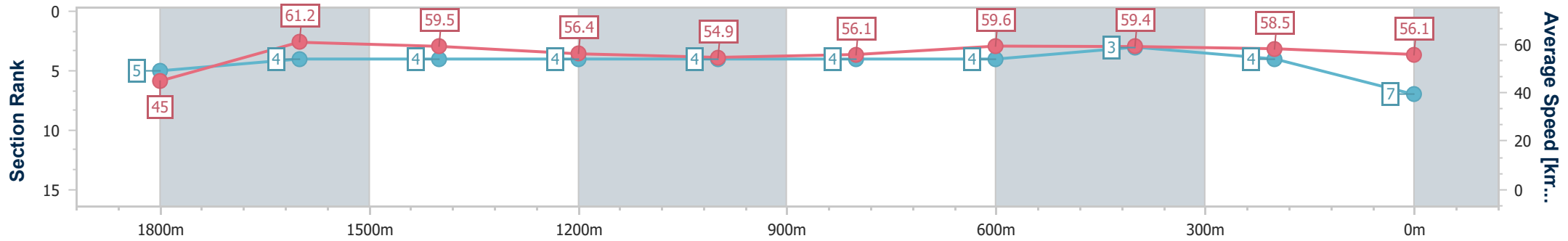
Toowoomba QLD Professional  
Race 4: NEWLANDS GROUP RATINGS BAND 0 - 58 Handicap - 2000m



02 September 2023 - 19:13

Track Rating: Good 4 , Weather: Fine, Rail Position: +4m Entire

Section	Overall	1800m	1600m	1400m	1200m	1000m	800m	600m	400m	200m
Section Times	2:08.54 [7] (0:15.99)	1:52.55 [5] (0:11.70)	1:40.85 [4] (0:12.13)	1:28.72 [4] (0:12.97)	1:15.75 [4] (0:13.14)	1:02.61 [4] (0:12.92)	0:49.69 [4] (0:12.19)	0:37.50 [4] (0:12.28)	0:25.22 [3] (0:12.38)	0:12.84 [4] (0:12.84)
Average Speed [km/h]	45.0	61.2	59.5	56.4	54.9	56.1	59.6	59.4	58.5	56.1
Top Speed [km/h]	60.9	62.6	61.3	58.9	56.0	58.6	60.7	60.6	59.8	57.8
Avg. Dist. to Rail [m]	3.1	0.9	1.2	2.7	2.0	2.1	2.5	2.7	2.2	1.9
Avg. Stride Freq. [Hz]	2.1	2.2	2.1	2.0	2.0	2.1	2.2	2.2	2.1	2.1
Avg. Stride Length [m]	6.3	7.8	7.8	7.7	7.4	7.5	7.6	7.4	7.5	7.4



- [ ] Ranking at each section and finish
- .-.- No data available at this section
- NA No data available



Horse/Jockey Name	Jumeirah Triangle
Final Rank	8
Fastest Section Time (Section)	0:11.89 (1800m)
Top Speed [km/h] (Section)	61.4 (800m)
Race State	Finished



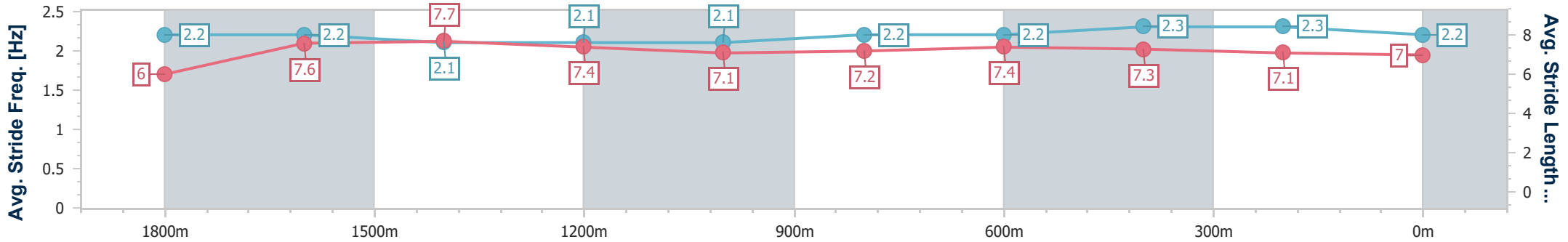
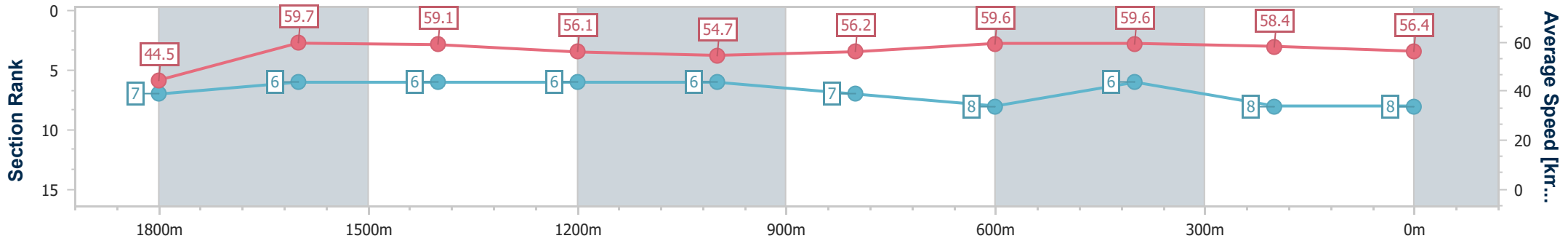
Toowoomba QLD Professional  
Race 4: NEWLANDS GROUP RATINGS BAND 0 - 58 Handicap - 2000m



02 September 2023 - 19:13

Track Rating: Good 4 , Weather: Fine, Rail Position: +4m Entire

Section	Overall	1800m	1600m	1400m	1200m	1000m	800m	600m	400m	200m
Section Times	2:08.74 [8] (0:16.19)	1:52.55 [7] (0:11.89)	1:40.66 [6] (0:12.14)	1:28.52 [6] (0:12.90)	1:15.62 [6] (0:13.18)	1:02.44 [6] (0:12.90)	0:49.54 [7] (0:12.13)	0:37.41 [8] (0:12.18)	0:25.23 [6] (0:12.49)	0:12.74 [8] (0:12.74)
Average Speed [km/h]	44.5	59.7	59.1	56.1	54.7	56.2	59.6	59.6	58.4	56.4
Top Speed [km/h]	59.9	60.4	60.1	58.5	55.7	58.8	61.4	61.4	59.4	58.0
Avg. Dist. to Rail [m]	3.0	2.4	0.8	1.1	2.4	2.0	1.7	1.7	4.1	4.9
Avg. Stride Freq. [Hz]	2.2	2.2	2.1	2.1	2.1	2.2	2.2	2.3	2.3	2.2
Avg. Stride Length [m]	6.0	7.6	7.7	7.4	7.1	7.2	7.4	7.3	7.1	7.0



- [ ] Ranking at each section and finish
- .-.- No data available at this section
- NA No data available



Horse/Jockey Name	Red Oscar
Final Rank	9
Fastest Section Time (Section)	0:11.92 (1800m)
Top Speed [km/h] (Section)	60.2 (800m)
Race State	Finished



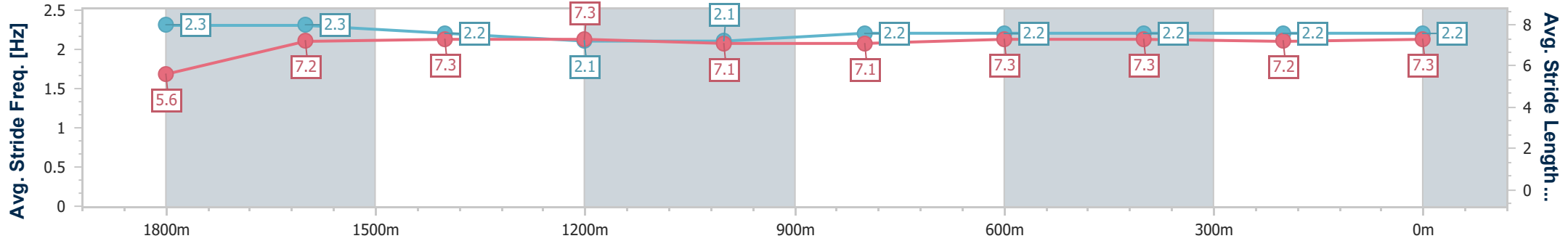
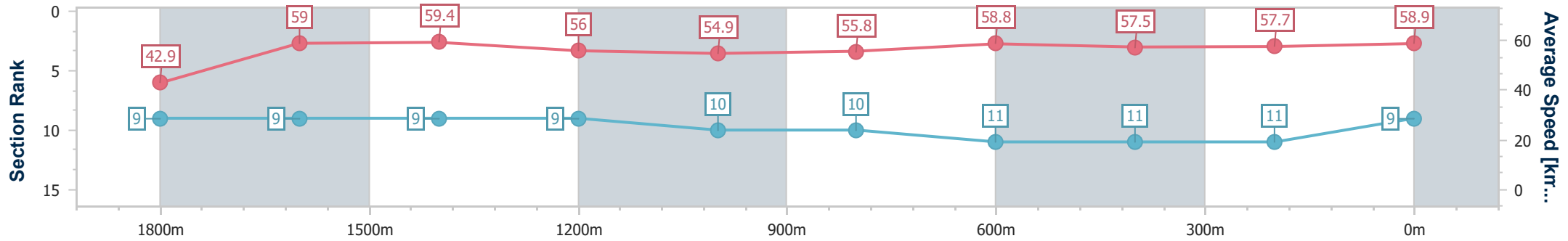
Toowoomba QLD Professional  
Race 4: NEWLANDS GROUP RATINGS BAND 0 - 58 Handicap - 2000m



02 September 2023 - 19:13

Track Rating: Good 4 , Weather: Fine, Rail Position: +4m Entire

Section	Overall	1800m	1600m	1400m	1200m	1000m	800m	600m	400m	200m
Section Times	2:09.01 [9] (0:16.74)	1:52.27 [9] (0:11.92)	1:40.35 [9] (0:12.00)	1:28.35 [9] (0:12.82)	1:15.53 [9] (0:13.14)	1:02.39 [10] (0:13.00)	0:49.39 [10] (0:12.30)	0:37.09 [11] (0:12.52)	0:24.57 [11] (0:12.37)	0:12.20 [11] (0:12.20)
Average Speed [km/h]	42.9	59.0	59.4	56.0	54.9	55.8	58.8	57.5	57.7	58.9
Top Speed [km/h]	58.4	60.0	59.9	58.8	56.3	57.0	60.2	59.7	59.1	59.6
Avg. Dist. to Rail [m]	4.0	4.5	2.7	1.0	2.1	1.9	1.7	0.9	2.3	1.5
Avg. Stride Freq. [Hz]	2.3	2.3	2.2	2.1	2.1	2.2	2.2	2.2	2.2	2.2
Avg. Stride Length [m]	5.6	7.2	7.3	7.3	7.1	7.1	7.3	7.3	7.2	7.3



- [ ] Ranking at each section and finish
- .-.- No data available at this section
- NA No data available



Horse/Jockey Name	Sandgate Road
Final Rank	10
Fastest Section Time (Section)	0:12.11 (1800m)
Top Speed [km/h] (Section)	60.5 (1800m)
Race State	Finished



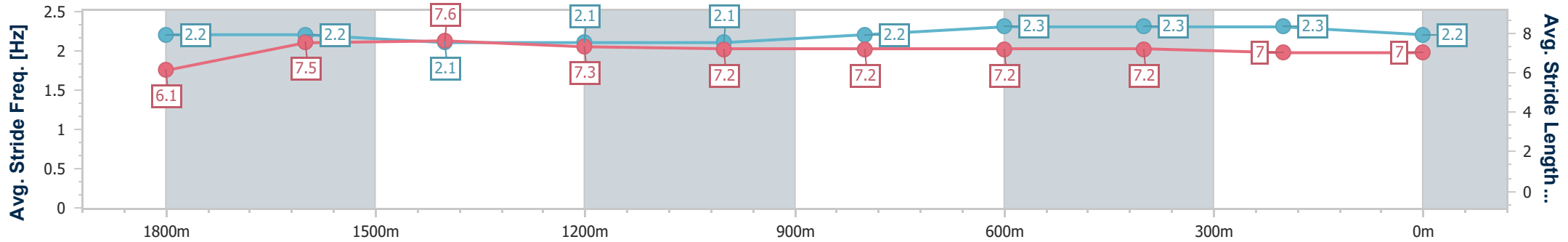
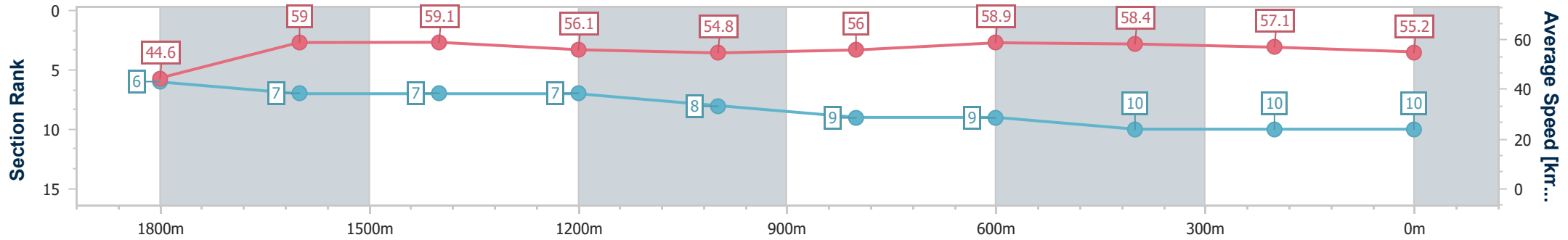
Toowoomba QLD Professional  
Race 4: NEWLANDS GROUP RATINGS BAND 0 - 58 Handicap - 2000m



02 September 2023 - 19:13

Track Rating: Good 4 , Weather: Fine, Rail Position: +4m Entire

Section	Overall	1800m	1600m	1400m	1200m	1000m	800m	600m	400m	200m
Section Times	2:09.64 [10] (0:16.12)	1:53.52 [6] (0:12.11)	1:41.41 [7] (0:12.19)	1:29.22 [7] (0:12.88)	1:16.34 [7] (0:13.16)	1:03.18 [8] (0:12.85)	0:50.33 [9] (0:12.27)	0:38.06 [9] (0:12.45)	0:25.61 [10] (0:12.59)	0:13.02 [10] (0:13.02)
Average Speed [km/h]	44.6	59.0	59.1	56.1	54.8	56.0	58.9	58.4	57.1	55.2
Top Speed [km/h]	58.9	60.5	59.6	58.8	56.3	58.4	59.6	59.6	58.0	57.0
Avg. Dist. to Rail [m]	2.2	1.9	1.0	0.9	0.8	0.2	1.8	1.7	0.7	1.6
Avg. Stride Freq. [Hz]	2.2	2.2	2.1	2.1	2.1	2.2	2.3	2.3	2.3	2.2
Avg. Stride Length [m]	6.1	7.5	7.6	7.3	7.2	7.2	7.2	7.2	7.0	7.0



- [ ] Ranking at each section and finish
- .-.- No data available at this section
- NA No data available



Horse/Jockey Name	Scilago
Final Rank	11
Fastest Section Time (Section)	0:12.04 (1600m)
Top Speed [km/h] (Section)	61.1 (800m)
Race State	Finished



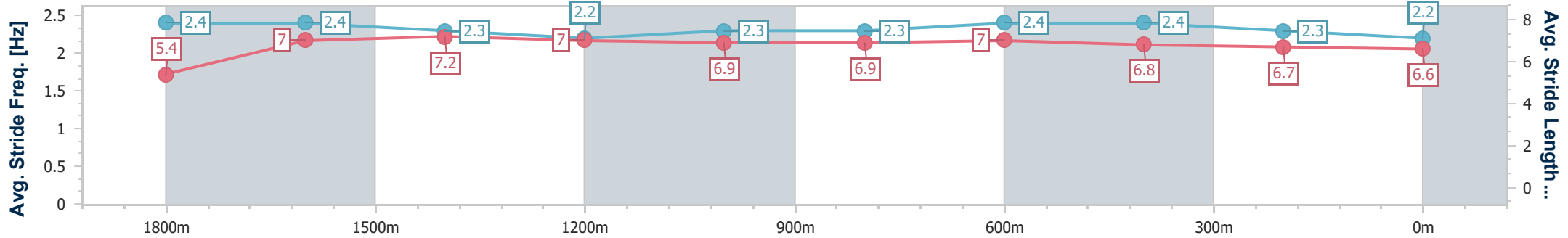
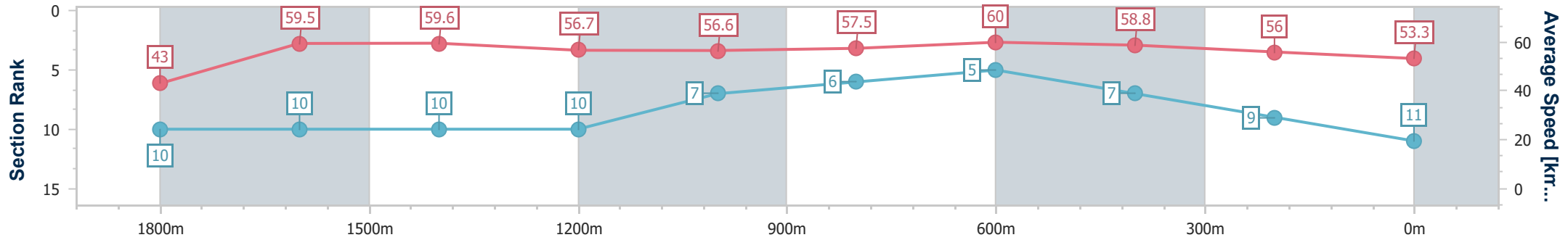
Toowoomba QLD Professional  
Race 4: NEWLANDS GROUP RATINGS BAND 0 - 58 Handicap - 2000m



02 September 2023 - 19:13

Track Rating: Good 4 , Weather: Fine, Rail Position: +4m Entire

Section	Overall	1800m	1600m	1400m	1200m	1000m	800m	600m	400m	200m
Section Times	2:10.04 [11] (0:16.75)	1:53.29 [10] (0:12.05)	1:41.24 [10] (0:12.04)	1:29.20 [10] (0:12.82)	1:16.38 [10] (0:12.73)	1:03.65 [7] (0:12.65)	0:51.00 [6] (0:12.12)	0:38.88 [5] (0:12.47)	0:26.41 [7] (0:12.93)	0:13.48 [9] (0:13.48)
Average Speed [km/h]	43.0	59.5	59.6	56.7	56.6	57.5	60.0	58.8	56.0	53.3
Top Speed [km/h]	58.8	60.6	60.4	59.5	58.2	60.3	61.1	60.4	57.7	55.5
Avg. Dist. to Rail [m]	4.8	0.7	0.5	1.2	3.1	2.8	3.6	3.5	2.0	2.1
Avg. Stride Freq. [Hz]	2.4	2.4	2.3	2.2	2.3	2.3	2.4	2.4	2.3	2.2
Avg. Stride Length [m]	5.4	7.0	7.2	7.0	6.9	6.9	7.0	6.8	6.7	6.6



- [ ] Ranking at each section and finish
- .-.- No data available at this section
- NA No data available