



Toowoomba QLD Professional

Race 5: DOW LANDSCAPING - MILLBROOK FARMING Class 1 Plate - 1000m

02 September 2023 - 19:47



Track Rating: Good 4, Weather: Fine, Rail Position: +4m Entire

Section						Overall	800m	600m	400m	200m	Last 600m		
Field Times						0:58.93 (0:12.38)	0:46.55 (0:10.86)	0:35.69 (0:11.26)	0:24.43 (0:11.94)	0:12.49 (0:12.49)	0:35.69		
Rank	TAB	Horse/Jockey	Barrier	Top Speed [km/h]	Fastest Section						Margin	Distance Travelled [m]	
1	4	CAESARIS Angela Jones	8	68.7 800m	0:10.78 800m	0:58.93 [1] (0:12.58)	0:46.35 [3] (0:10.78)	0:35.57 [3] (0:11.48)	0:24.09 [3] (0:11.60)	0:12.49 [2] (0:12.49)	0:58.93	0:35.57	
2	6	MISSY'S READY Craig Robertson	1	67.2 800m	0:10.92 800m	0:59.06 [2] (0:12.93)	0:46.13 [6] (0:10.92)	0:35.21 [6] (0:11.42)	0:23.79 [6] (0:11.72)	0:12.07 [5] (0:12.07)	0.5L	0:35.21	-5
3	9	TRICKETEER Georgina Cartwright	3	67.8 800m	0:10.96 800m	0:59.19 [3] (0:12.80)	0:46.39 [4] (0:10.96)	0:35.43 [5] (0:11.33)	0:24.10 [5] (0:11.88)	0:12.22 [4] (0:12.22)	1.3L	0:35.43	+0
4	3	XTRAVAGANT PARTY Anthony Allen	5	69.5 800m	0:10.86 800m	0:59.54 [4] (0:12.38)	0:47.16 [1] (0:10.86)	0:36.30 [1] (0:11.26)	0:25.04 [1] (0:11.94)	0:13.10 [1] (0:13.10)	3.3L	0:36.30	-5
5	5	MINOKAWA Adin Thompson	7	67.8 800m	0:10.87 800m	0:59.63 [5] (0:12.82)	0:46.81 [5] (0:10.87)	0:35.94 [4] (0:11.30)	0:24.64 [4] (0:11.92)	0:12.72 [3] (0:12.72)	3.7L	0:35.94	-4
6	2	RUN RAMPANT Nozi Tomizawa	2	65.9 800m	0:10.90 800m	1:00.09 [6] (0:13.79)	0:46.30 [8] (0:10.90)	0:35.40 [8] (0:11.34)	0:24.06 [8] (0:11.74)	0:12.32 [7] (0:12.32)	6.2L	0:35.40	-13
7	7	QUARTER PAST Karl Zechner	6	66.3 800m	0:11.22 800m	1:00.35 [7] (0:13.30)	0:47.05 [7] (0:11.22)	0:35.83 [7] (0:11.47)	0:24.36 [7] (0:11.81)	0:12.55 [8] (0:12.55)	7.5L	0:35.83	-3
8	1	HARDNESS Matthew McGillivray	9	70.5 Overall	0:10.92 800m	1:01.39 [8] (0:12.38)	0:49.01 [2] (0:10.92)	0:38.09 [2] (0:11.50)	0:26.59 [2] (0:12.53)	0:14.06 [6] (0:14.06)	13.5L	0:38.09	-1

Scratched: Tokyo Sins (#8)



Horse/Jockey Name	Caesaris
Final Rank	1
Fastest Section Time (Section)	0:10.78 (800m)
Top Speed [km/h] (Section)	68.7 (800m)
Race State	Finished



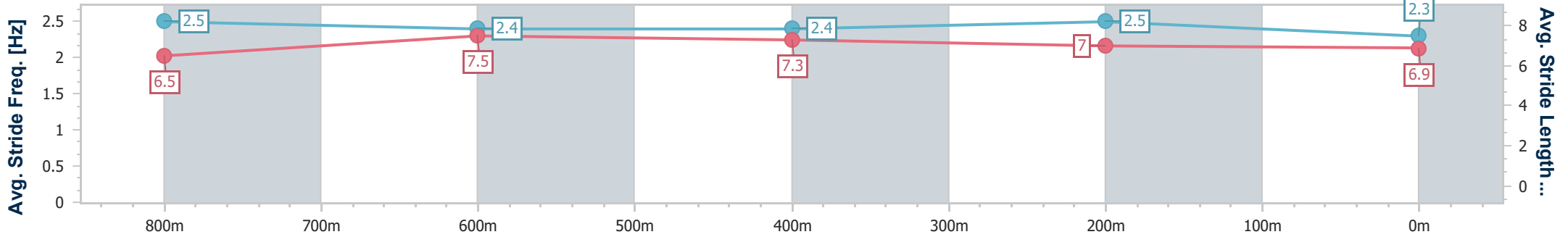
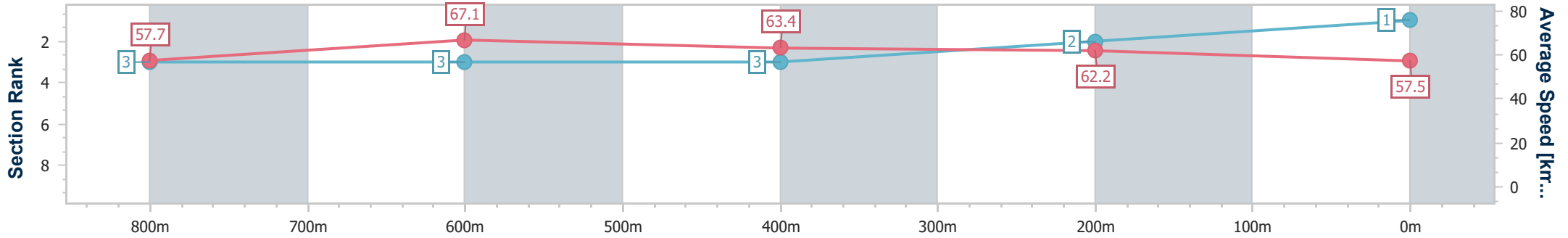
Toowoomba QLD Professional
Race 5: DOW LANDSCAPING - MILLBROOK FARMING Class 1
Plate - 1000m



02 September 2023 - 19:47

Track Rating: Good 4, Weather: Fine, Rail Position: +4m Entire

Section	Overall	800m	600m	400m	200m
Section Times	0:58.93 [1] (0:12.58)	0:46.35 [3] (0:10.78)	0:35.57 [3] (0:11.48)	0:24.09 [3] (0:11.60)	0:12.49 [2] (0:12.49)
Average Speed [km/h]	57.7	67.1	63.4	62.2	57.5
Top Speed [km/h]	68.5	68.7	66.4	63.1	60.8
Avg. Dist. to Rail [m]	5.6	1.5	1.9	1.0	2.9
Avg. Stride Freq. [Hz]	2.5	2.4	2.4	2.5	2.3
Avg. Stride Length [m]	6.5	7.5	7.3	7.0	6.9



- [] Ranking at each section and finish
- .-.- No data available at this section
- NA No data available



Horse/Jockey Name	Missy's Ready
Final Rank	2
Fastest Section Time (Section)	0:10.92 (800m)
Top Speed [km/h] (Section)	67.2 (800m)
Race State	Finished



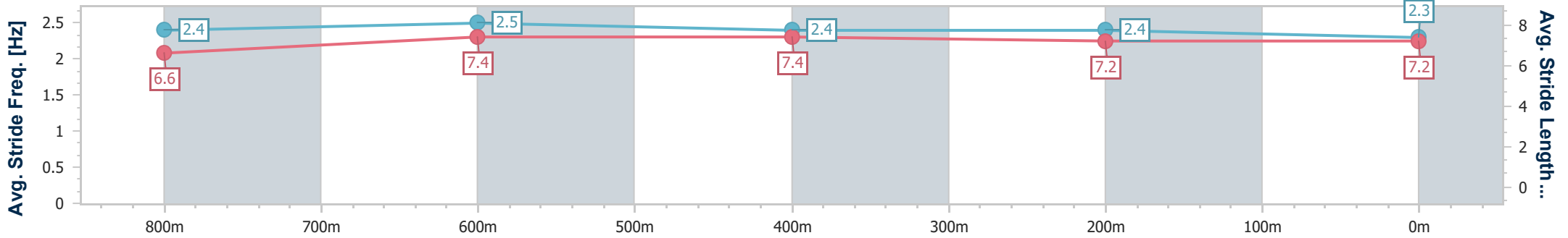
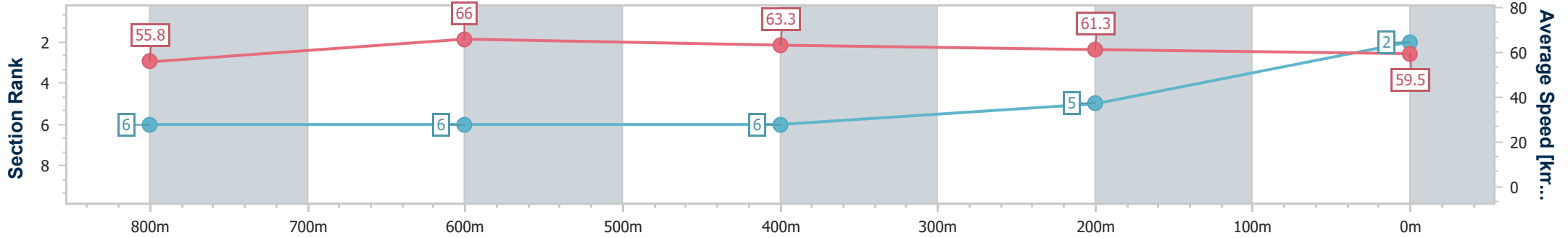
Toowoomba QLD Professional
Race 5: DOW LANDSCAPING - MILLBROOK FARMING Class 1
Plate - 1000m



02 September 2023 - 19:47

Track Rating: Good 4, Weather: Fine, Rail Position: +4m Entire

Section	Overall	800m	600m	400m	200m
Section Times	0:59.06 [2] (0:12.93)	0:46.13 [6] (0:10.92)	0:35.21 [6] (0:11.42)	0:23.79 [6] (0:11.72)	0:12.07 [5] (0:12.07)
Average Speed [km/h]	55.8	66.0	63.3	61.3	59.5
Top Speed [km/h]	66.0	67.2	65.1	62.5	62.2
Avg. Dist. to Rail [m]	1.4	1.0	0.7	0.6	0.9
Avg. Stride Freq. [Hz]	2.4	2.5	2.4	2.4	2.3
Avg. Stride Length [m]	6.6	7.4	7.4	7.2	7.2



- [] Ranking at each section and finish
- .-.- No data available at this section
- NA No data available



Horse/Jockey Name	Tricketeer
Final Rank	3
Fastest Section Time (Section)	0:10.96 (800m)
Top Speed [km/h] (Section)	67.8 (800m)
Race State	Finished



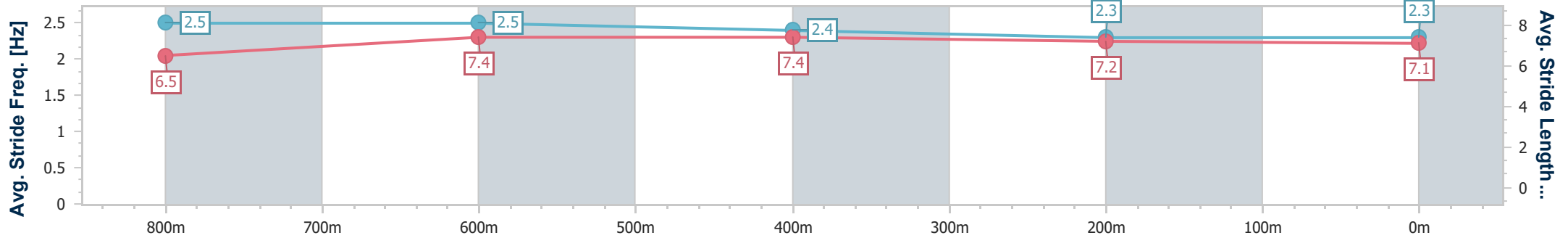
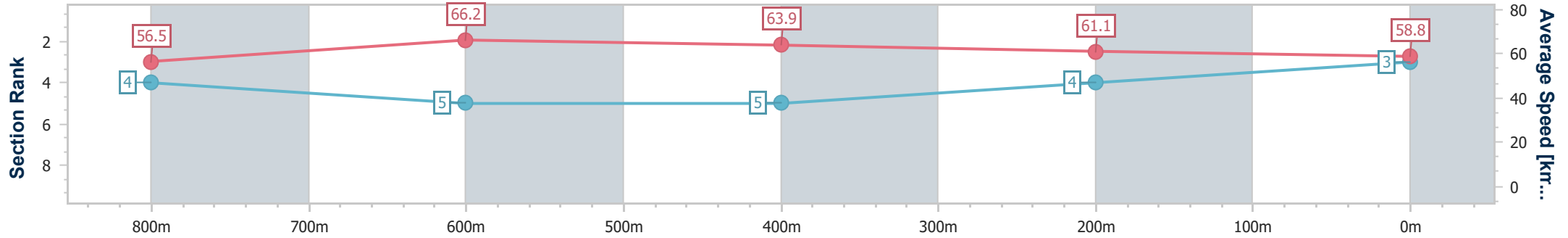
Toowoomba QLD Professional
Race 5: DOW LANDSCAPING - MILLBROOK FARMING Class 1
Plate - 1000m



02 September 2023 - 19:47

Track Rating: Good 4, Weather: Fine, Rail Position: +4m Entire

Section	Overall	800m	600m	400m	200m
Section Times	0:59.19 [3] (0:12.80)	0:46.39 [4] (0:10.96)	0:35.43 [5] (0:11.33)	0:24.10 [5] (0:11.88)	0:12.22 [4] (0:12.22)
Average Speed [km/h]	56.5	66.2	63.9	61.1	58.8
Top Speed [km/h]	66.8	67.8	66.5	62.2	60.5
Avg. Dist. to Rail [m]	2.9	1.8	1.2	2.7	4.1
Avg. Stride Freq. [Hz]	2.5	2.5	2.4	2.3	2.3
Avg. Stride Length [m]	6.5	7.4	7.4	7.2	7.1



- [] Ranking at each section and finish
- .-.- No data available at this section
- NA No data available



Horse/Jockey Name	Xtravagant Party
Final Rank	4
Fastest Section Time (Section)	0:10.86 (800m)
Top Speed [km/h] (Section)	69.5 (800m)
Race State	Finished



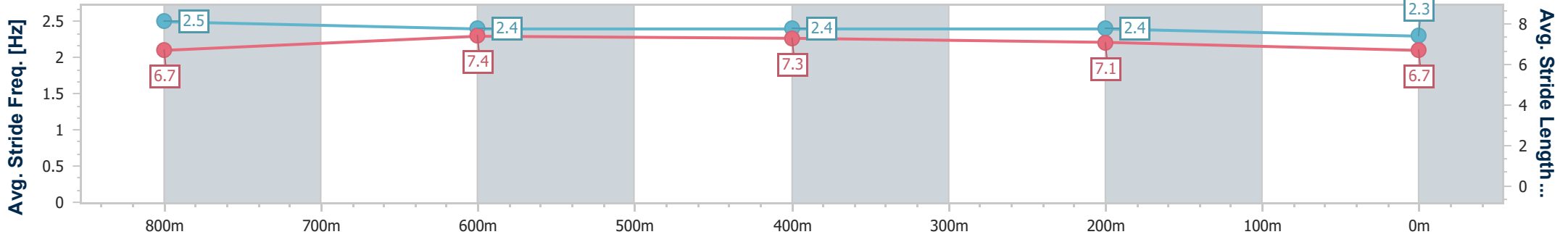
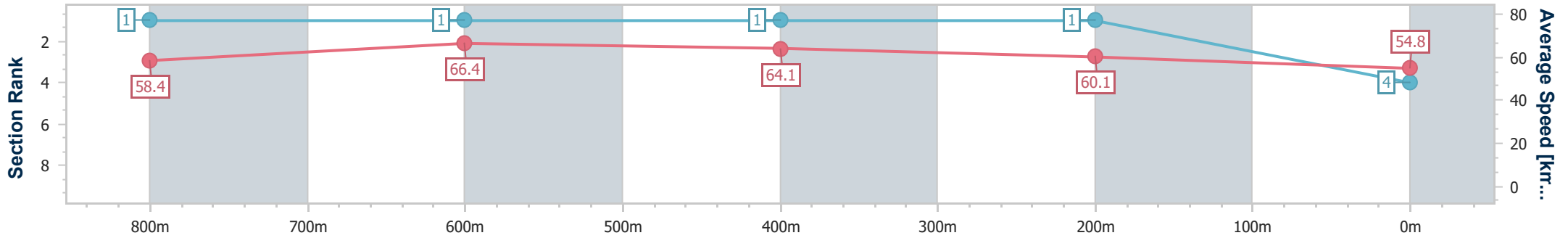
Toowoomba QLD Professional
 Race 5: DOW LANDSCAPING - MILLBROOK FARMING Class 1
 Plate - 1000m



02 September 2023 - 19:47

Track Rating: Good 4, Weather: Fine, Rail Position: +4m Entire

Section	Overall	800m	600m	400m	200m
Section Times	0:59.54 [4] (0:12.38)	0:47.16 [1] (0:10.86)	0:36.30 [1] (0:11.26)	0:25.04 [1] (0:11.94)	0:13.10 [1] (0:13.10)
Average Speed [km/h]	58.4	66.4	64.1	60.1	54.8
Top Speed [km/h]	69.4	69.5	66.1	61.2	58.4
Avg. Dist. to Rail [m]	3.6	0.5	0.6	0.9	0.6
Avg. Stride Freq. [Hz]	2.5	2.4	2.4	2.4	2.3
Avg. Stride Length [m]	6.7	7.4	7.3	7.1	6.7



- [] Ranking at each section and finish
- .-.- No data available at this section
- NA No data available



Horse/Jockey Name	Minokawa
Final Rank	5
Fastest Section Time (Section)	0:10.87 (800m)
Top Speed [km/h] (Section)	67.8 (800m)
Race State	Finished



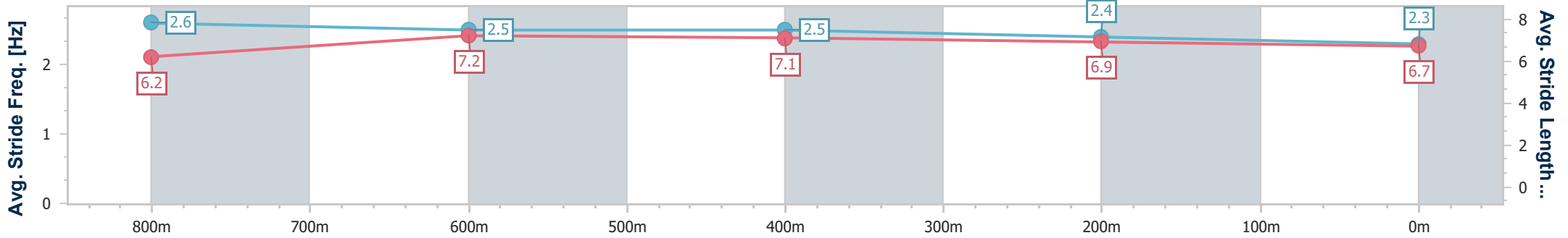
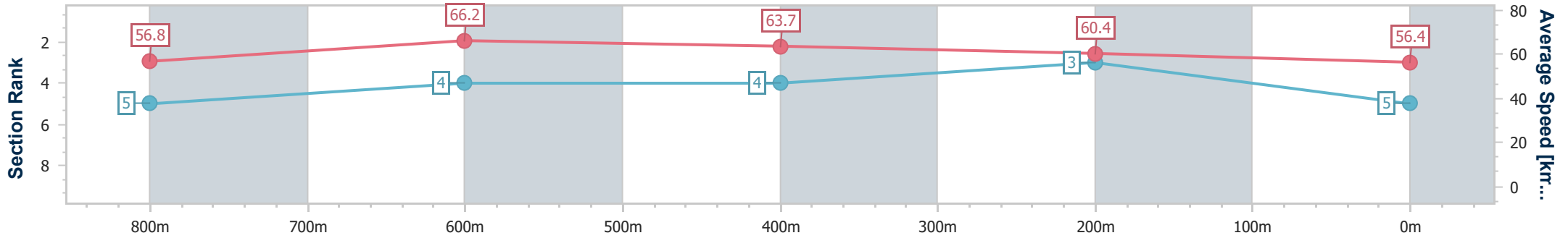
Toowoomba QLD Professional
Race 5: DOW LANDSCAPING - MILLBROOK FARMING Class 1
Plate - 1000m



02 September 2023 - 19:47

Track Rating: Good 4, Weather: Fine, Rail Position: +4m Entire

Section	Overall	800m	600m	400m	200m
Section Times	0:59.63 [5] (0:12.82)	0:46.81 [5] (0:10.87)	0:35.94 [4] (0:11.30)	0:24.64 [4] (0:11.92)	0:12.72 [3] (0:12.72)
Average Speed [km/h]	56.8	66.2	63.7	60.4	56.4
Top Speed [km/h]	67.6	67.8	66.0	62.0	59.1
Avg. Dist. to Rail [m]	6.4	0.5	0.5	0.6	2.0
Avg. Stride Freq. [Hz]	2.6	2.5	2.5	2.4	2.3
Avg. Stride Length [m]	6.2	7.2	7.1	6.9	6.7



- [] Ranking at each section and finish
- .-.- No data available at this section
- NA No data available



Horse/Jockey Name	Run Rampant
Final Rank	6
Fastest Section Time (Section)	0:10.90 (800m)
Top Speed [km/h] (Section)	65.9 (800m)
Race State	Finished



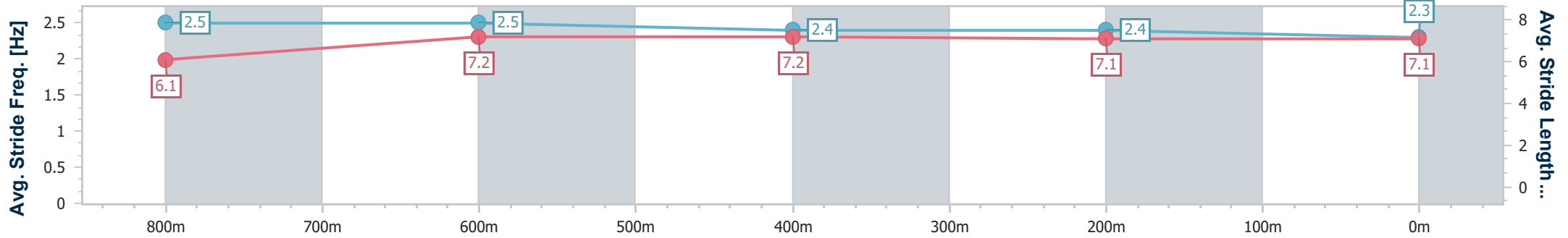
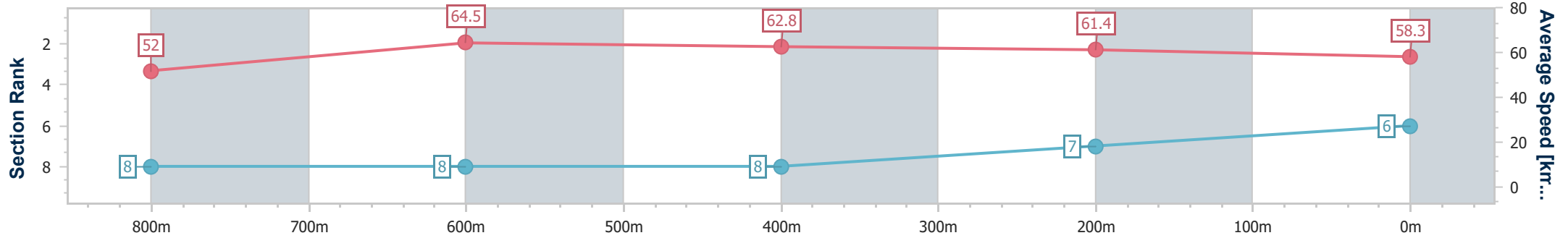
Toowoomba QLD Professional
 Race 5: DOW LANDSCAPING - MILLBROOK FARMING Class 1
 Plate - 1000m



02 September 2023 - 19:47

Track Rating: Good 4, Weather: Fine, Rail Position: +4m Entire

Section	Overall	800m	600m	400m	200m
Section Times	1:00.09 [6] (0:13.79)	0:46.30 [8] (0:10.90)	0:35.40 [8] (0:11.34)	0:24.06 [8] (0:11.74)	0:12.32 [7] (0:12.32)
Average Speed [km/h]	52.0	64.5	62.8	61.4	58.3
Top Speed [km/h]	64.1	65.9	65.6	62.2	60.2
Avg. Dist. to Rail [m]	2.8	6.3	1.9	1.3	3.7
Avg. Stride Freq. [Hz]	2.5	2.5	2.4	2.4	2.3
Avg. Stride Length [m]	6.1	7.2	7.2	7.1	7.1



- [] Ranking at each section and finish
- .-.- No data available at this section
- NA No data available



Horse/Jockey Name	Quarter Past
Final Rank	7
Fastest Section Time (Section)	0:11.22 (800m)
Top Speed [km/h] (Section)	66.3 (800m)
Race State	Finished



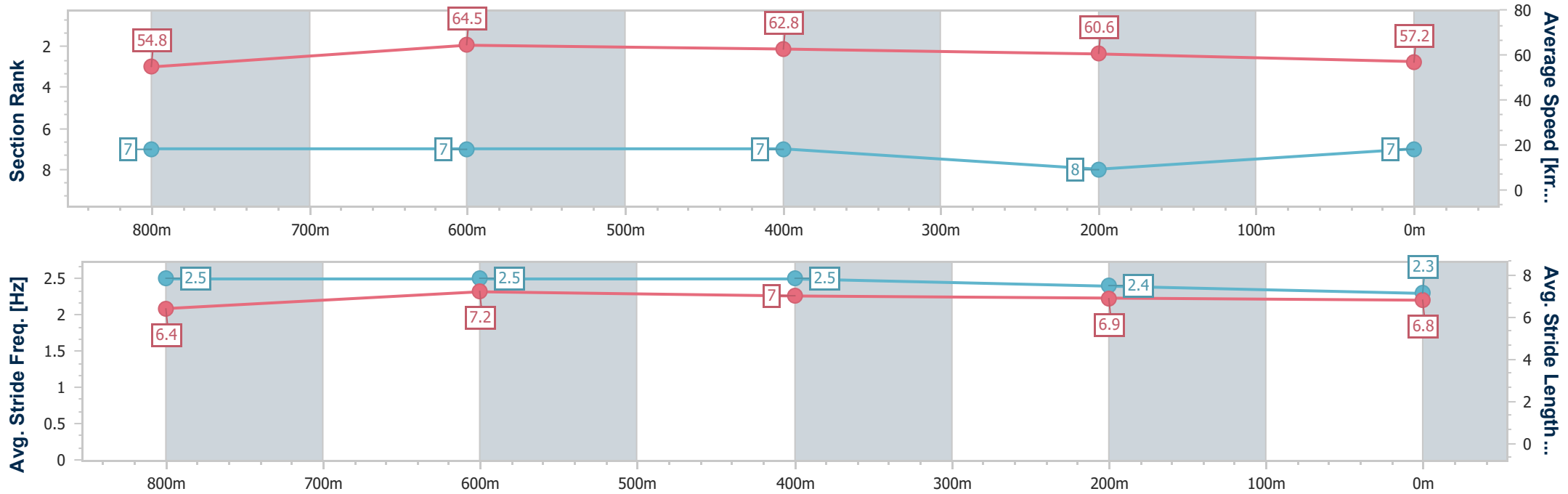
Toowoomba QLD Professional
 Race 5: DOW LANDSCAPING - MILLBROOK FARMING Class 1
 Plate - 1000m



02 September 2023 - 19:47

Track Rating: Good 4, Weather: Fine, Rail Position: +4m Entire

Section	Overall	800m	600m	400m	200m
Section Times	1:00.35 [7] (0:13.30)	0:47.05 [7] (0:11.22)	0:35.83 [7] (0:11.47)	0:24.36 [7] (0:11.81)	0:12.55 [8] (0:12.55)
Average Speed [km/h]	54.8	64.5	62.8	60.6	57.2
Top Speed [km/h]	65.1	66.3	64.7	62.5	59.1
Avg. Dist. to Rail [m]	5.8	2.1	1.3	1.7	1.8
Avg. Stride Freq. [Hz]	2.5	2.5	2.5	2.4	2.3
Avg. Stride Length [m]	6.4	7.2	7.0	6.9	6.8



- [] Ranking at each section and finish
- .-.- No data available at this section
- NA No data available



Horse/Jockey Name	Hardness
Final Rank	8
Fastest Section Time (Section)	0:10.92 (800m)
Top Speed [km/h] (Section)	70.5 (Overall)
Race State	Finished



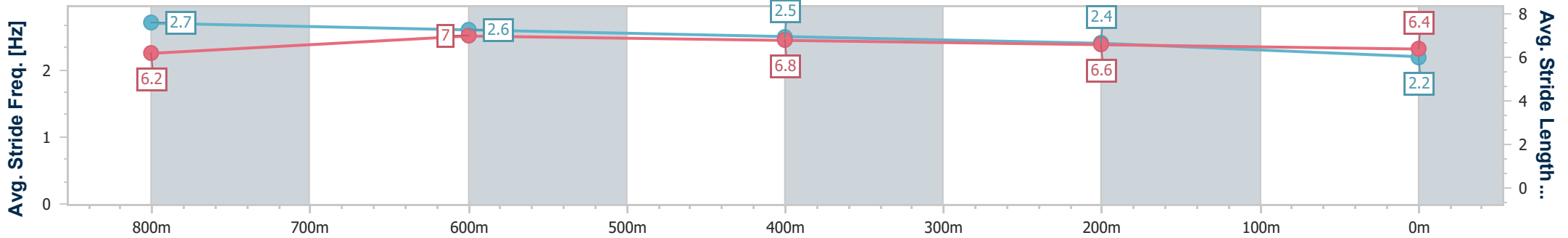
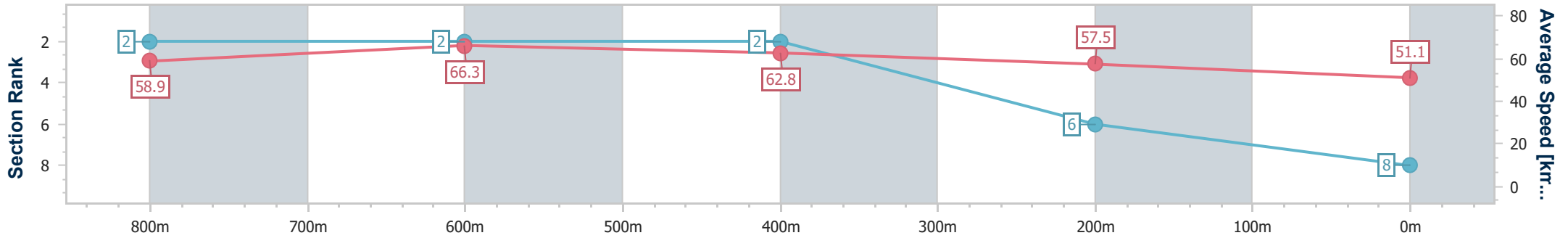
Toowoomba QLD Professional
Race 5: DOW LANDSCAPING - MILLBROOK FARMING Class 1
Plate - 1000m



02 September 2023 - 19:47

Track Rating: Good 4, Weather: Fine, Rail Position: +4m Entire

Section	Overall	800m	600m	400m	200m
Section Times	1:01.39 [8] (0:12.38)	0:49.01 [2] (0:10.92)	0:38.09 [2] (0:11.50)	0:26.59 [2] (0:12.53)	0:14.06 [6] (0:14.06)
Average Speed [km/h]	58.9	66.3	62.8	57.5	51.1
Top Speed [km/h]	70.5	70.4	65.1	60.4	54.1
Avg. Dist. to Rail [m]	6.8	1.6	0.8	0.4	2.4
Avg. Stride Freq. [Hz]	2.7	2.6	2.5	2.4	2.2
Avg. Stride Length [m]	6.2	7.0	6.8	6.6	6.4



- [] Ranking at each section and finish
- .-.- No data available at this section
- NA No data available