



Aquis Park Gold Coast Poly QLD Professional

Race 2: Gold Coast Tyre & Auto Class 1 Handicap - 1050m

09 September 2023 - 13:24



Track Rating: Synthetic , Weather: Fine, Rail Position: True

Section		Overall	1000m	800m	600m	400m	200m	Last 600m					
Field Times		1:00.81 (0:04.91)	0:55.90 (0:10.79)	0:45.11 (0:10.54)	0:34.57 (0:10.93)	0:23.64 (0:11.53)	0:12.11 (0:12.11)	0:34.57					
Rank	TAB Horse/Jockey	Barrier	Top Speed [km/h]	Fastest Section								Margin	Distance Travelled [m]
1	1 LA SOEUR Noel Callow	2	70.8 800m	0:05.15 Overall	1:00.81 [1] (0:05.15)	0:55.66 [7] (0:10.88)	0:44.78 [5] (0:10.56)	0:34.22 [4] (0:11.01)	0:23.21 [4] (0:11.32)	0:11.89 [2] (0:11.89)	1:00.81	0:34.22	
2	5 RUSSIAN PINS Michael Cahill	5	69.6 1000m	0:05.01 Overall	1:01.07 [2] (0:05.01)	0:56.06 [3] (0:10.69)	0:45.37 [1] (0:10.54)	0:34.83 [1] (0:10.93)	0:23.90 [1] (0:11.53)	0:12.37 [1] (0:12.37)	1.5L	0:34.83	-4
3	2 ASTELENA Emily Lang	6	71.1 1000m	0:04.99 Overall	1:01.18 [3] (0:04.99)	0:56.19 [2] (0:10.76)	0:45.43 [2] (0:10.54)	0:34.89 [2] (0:11.04)	0:23.85 [2] (0:11.63)	0:12.22 [3] (0:12.22)	2L	0:34.89	-1
4	6 ALMIGHTY RISING Stacey Callow	4	69.4 600m	0:05.14 Overall	1:01.28 [4] (0:05.14)	0:56.14 [6] (0:11.11)	0:45.03 [7] (0:10.69)	0:34.34 [7] (0:10.88)	0:23.46 [6] (0:11.40)	0:12.06 [4] (0:12.06)	2.5L	0:34.34	+7
5	4 BERAKAHQUINN Dale Smith	1	69.9 800m	0:05.12 Overall	1:01.52 [5] (0:05.12)	0:56.40 [5] (0:11.11)	0:45.29 [6] (0:10.71)	0:34.58 [6] (0:10.86)	0:23.72 [5] (0:11.48)	0:12.24 [5] (0:12.24)	3.8L	0:34.58	+0
6	7 ANCHORAGE Casey Waddell	7	69.2 600m	0:05.47 Overall	1:01.61 [6] (0:05.47)	0:56.14 [8] (0:11.10)	0:45.04 [8] (0:10.54)	0:34.50 [8] (0:10.84)	0:23.66 [8] (0:11.57)	0:12.09 [7] (0:12.09)	4.3L	0:34.50	-5
7	3 READY TO TORQUE Anthony Allen	8	70.9 1000m	0:05.09 Overall	1:01.90 [7] (0:05.09)	0:56.81 [4] (0:10.77)	0:46.04 [3] (0:10.66)	0:35.38 [3] (0:10.99)	0:24.39 [3] (0:11.91)	0:12.48 [6] (0:12.48)	5.8L	0:35.38	+3
8	8 KLINSMANN Madeleine Wishart	3	68.1 600m	0:04.91 Overall	1:01.93 [8] (0:04.91)	0:57.02 [1] (0:11.11)	0:45.91 [4] (0:10.82)	0:35.09 [5] (0:11.10)	0:23.99 [7] (0:11.68)	0:12.31 [8] (0:12.31)	6L	0:35.09	+3

[] Ranking at each section and finish
 -:-:- No data available at this section
 NA No data available

SCN Saddle cloth number
 DNF Did not finish
 DNT Did not track



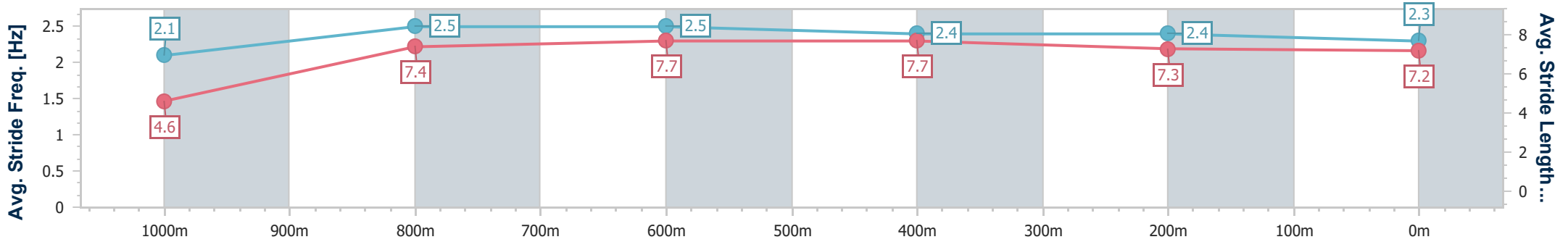
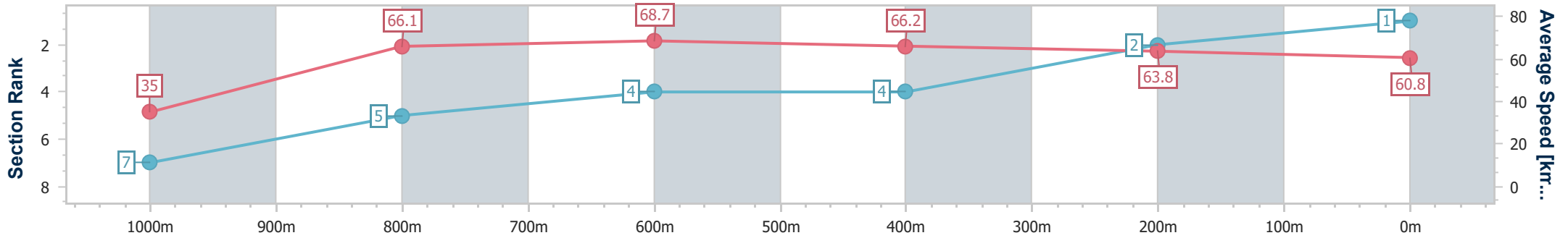
Horse/Jockey Name	La Soeur
Final Rank	1
Fastest Section Time (Section)	0:05.15 (Overall)
Top Speed [km/h] (Section)	70.8 (800m)
Race State	Finished



Aquis Park Gold Coast Poly QLD Professional
Race 2: Gold Coast Tyre & Auto Class 1 Handicap - 1050m
 09 September 2023 - 13:24
 Track Rating: Synthetic , Weather: Fine, Rail Position: True



Section	Overall	1000m	800m	600m	400m	200m
Section Times	1:00.81 [1] (0:05.15)	0:55.66 [7] (0:10.88)	0:44.78 [5] (0:10.56)	0:34.22 [4] (0:11.01)	0:23.21 [4] (0:11.32)	0:11.89 [2]
Average Speed [km/h]	35.0	66.1	68.7	66.2	63.8	60.8
Top Speed [km/h]	56.2	68.6	70.8	69.4	65.2	63.2
Avg. Dist. to Rail [m]	1.0	0.6	1.6	2.5	2.6	3.3
Avg. Stride Freq. [Hz]	2.1	2.5	2.5	2.4	2.4	2.3
Avg. Stride Length [m]	4.6	7.4	7.7	7.7	7.3	7.2



- [] Ranking at each section and finish
- .-.- No data available at this section
- NA No data available



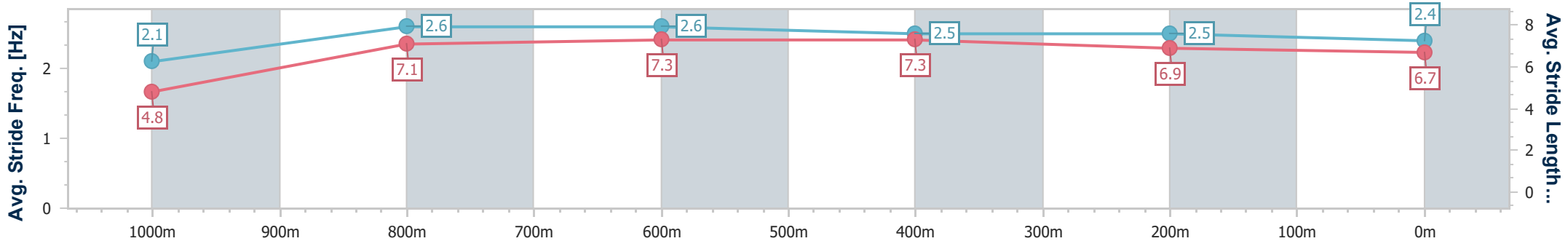
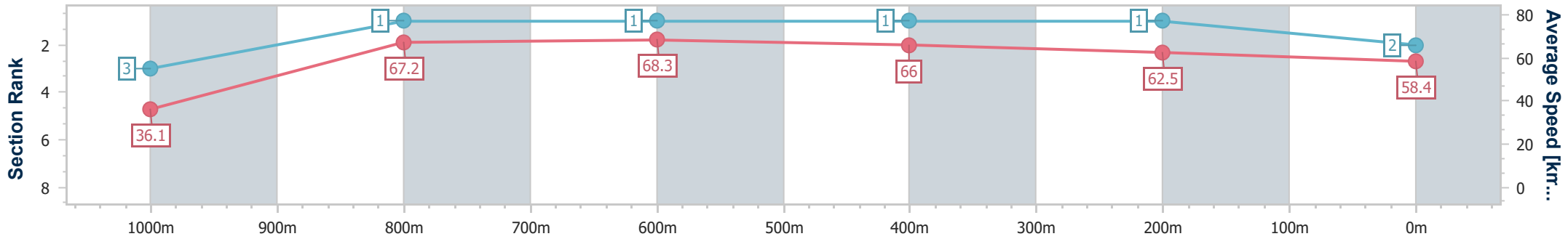
Horse/Jockey Name	Russian Pins
Final Rank	2
Fastest Section Time (Section)	0:05.01 (Overall)
Top Speed [km/h] (Section)	69.6 (1000m)
Race State	Finished



Aquis Park Gold Coast Poly QLD Professional
Race 2: Gold Coast Tyre & Auto Class 1 Handicap - 1050m
 09 September 2023 - 13:24
 Track Rating: Synthetic , Weather: Fine, Rail Position: True



Section	Overall	1000m	800m	600m	400m	200m
Section Times	1:01.07 [2] (0:05.01)	0:56.06 [3] (0:10.69)	0:45.37 [1] (0:10.54)	0:34.83 [1] (0:10.93)	0:23.90 [1] (0:11.53)	0:12.37 [1]
Average Speed [km/h]	36.1	67.2	68.3	66.0	62.5	58.4
Top Speed [km/h]	58.0	69.6	69.2	68.0	64.4	60.7
Avg. Dist. to Rail [m]	4.1	2.0	0.5	0.6	0.9	0.8
Avg. Stride Freq. [Hz]	2.1	2.6	2.6	2.5	2.5	2.4
Avg. Stride Length [m]	4.8	7.1	7.3	7.3	6.9	6.7



- [] Ranking at each section and finish
- .-.- No data available at this section
- NA No data available



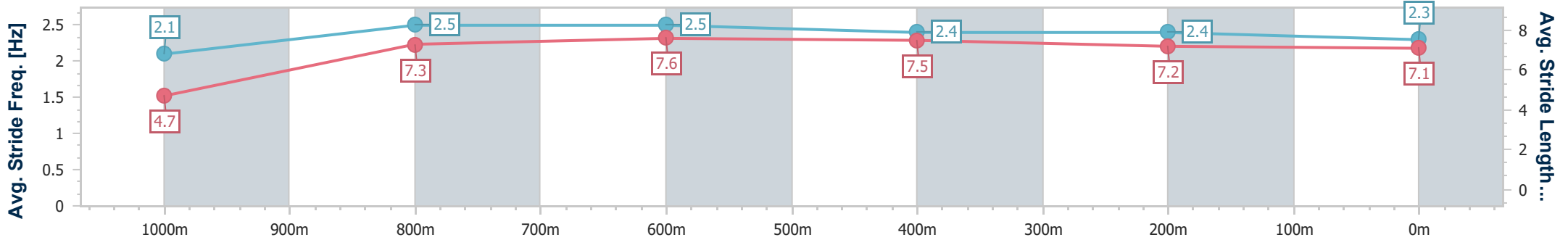
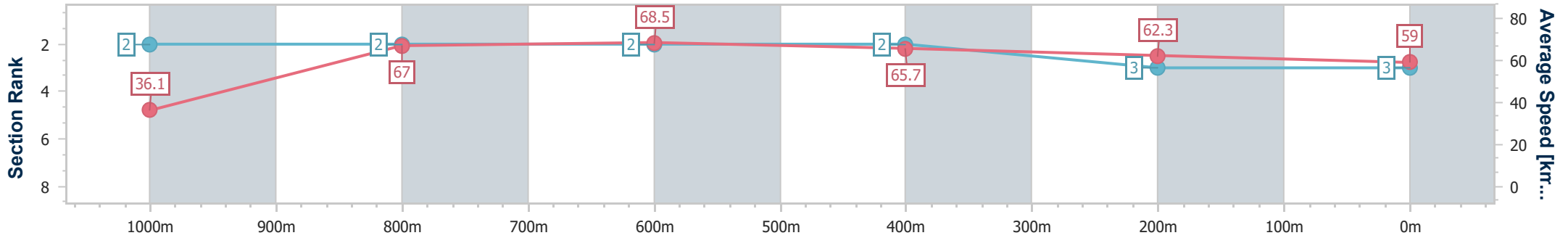
Horse/Jockey Name	Astelena
Final Rank	3
Fastest Section Time (Section)	0:04.99 (Overall)
Top Speed [km/h] (Section)	71.1 (1000m)
Race State	Finished



Aquis Park Gold Coast Poly QLD Professional
Race 2: Gold Coast Tyre & Auto Class 1 Handicap - 1050m
 09 September 2023 - 13:24
 Track Rating: Synthetic , Weather: Fine, Rail Position: True



Section	Overall	1000m	800m	600m	400m	200m
Section Times	1:01.18 [3] (0:04.99)	0:56.19 [2] (0:10.76)	0:45.43 [2] (0:10.54)	0:34.89 [2] (0:11.04)	0:23.85 [2] (0:11.63)	0:12.22 [3] (0:12.22)
Average Speed [km/h]	36.1	67.0	68.5	65.7	62.3	59.0
Top Speed [km/h]	57.1	71.1	70.0	68.0	63.9	61.0
Avg. Dist. to Rail [m]	4.7	2.4	0.5	1.4	3.1	4.0
Avg. Stride Freq. [Hz]	2.1	2.5	2.5	2.4	2.4	2.3
Avg. Stride Length [m]	4.7	7.3	7.6	7.5	7.2	7.1



- [] Ranking at each section and finish
- .-.- No data available at this section
- NA No data available



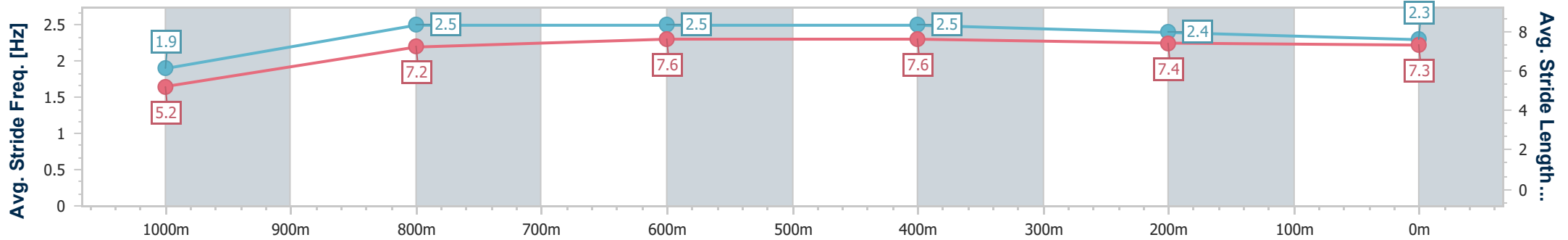
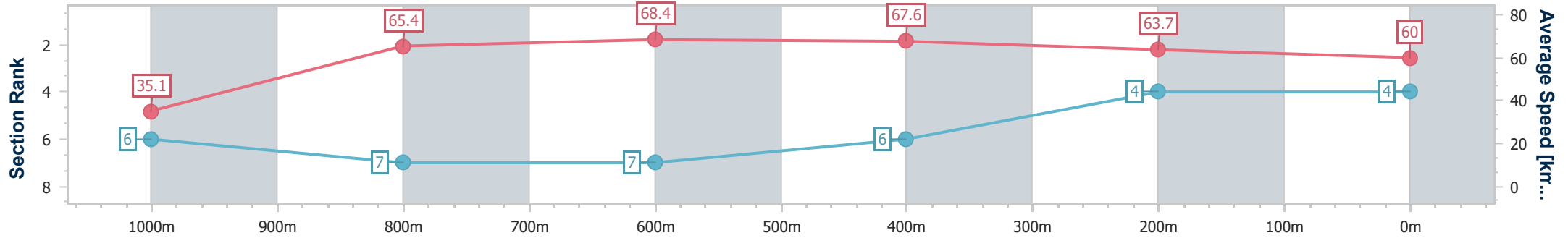
Horse/Jockey Name	Almighty Rising
Final Rank	4
Fastest Section Time (Section)	0:05.14 (Overall)
Top Speed [km/h] (Section)	69.4 (600m)
Race State	Finished



Aquis Park Gold Coast Poly QLD Professional
Race 2: Gold Coast Tyre & Auto Class 1 Handicap - 1050m
 09 September 2023 - 13:24
 Track Rating: Synthetic , Weather: Fine, Rail Position: True



Section	Overall	1000m	800m	600m	400m	200m
Section Times	1:01.28 [4] (0:05.14)	0:56.14 [6] (0:11.11)	0:45.03 [7] (0:10.69)	0:34.34 [7] (0:10.88)	0:23.46 [6] (0:11.40)	0:12.06 [4] (0:12.06)
Average Speed [km/h]	35.1	65.4	68.4	67.6	63.7	60.0
Top Speed [km/h]	55.7	67.9	69.4	69.4	66.2	61.9
Avg. Dist. to Rail [m]	3.6	2.9	3.0	4.0	4.6	5.5
Avg. Stride Freq. [Hz]	1.9	2.5	2.5	2.5	2.4	2.3
Avg. Stride Length [m]	5.2	7.2	7.6	7.6	7.4	7.3



- [] Ranking at each section and finish
- .-.- No data available at this section
- NA No data available



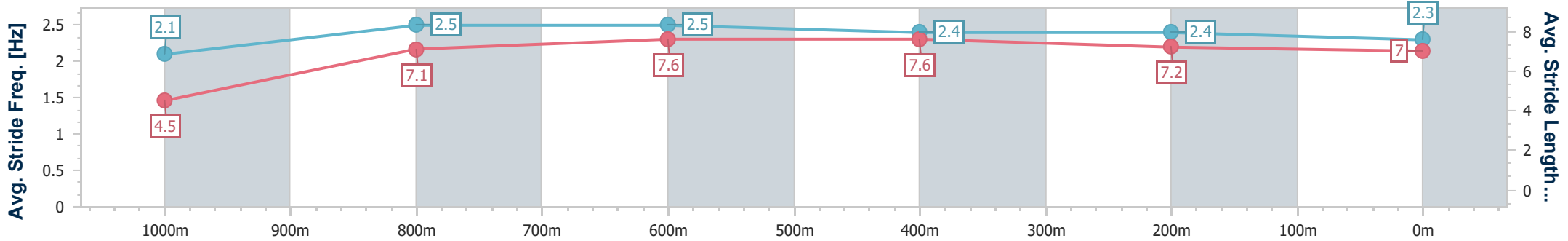
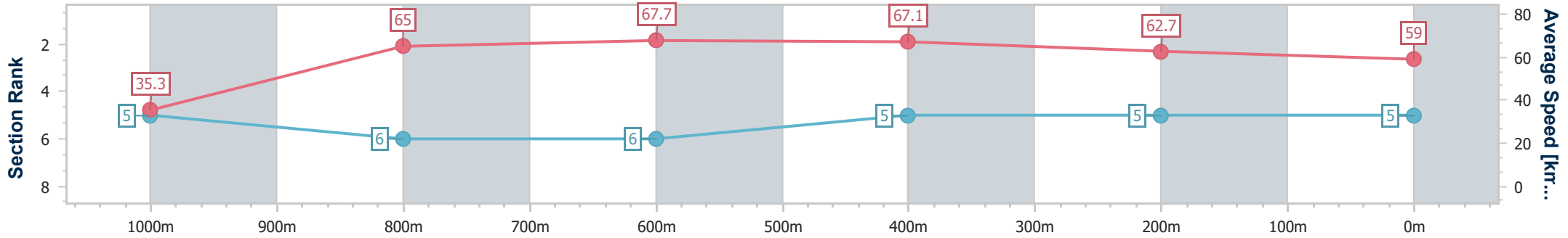
Horse/Jockey Name	Berakahquinn
Final Rank	5
Fastest Section Time (Section)	0:05.12 (Overall)
Top Speed [km/h] (Section)	69.9 (800m)
Race State	Finished



Aquis Park Gold Coast Poly QLD Professional
Race 2: Gold Coast Tyre & Auto Class 1 Handicap - 1050m
 09 September 2023 - 13:24
 Track Rating: Synthetic , Weather: Fine, Rail Position: True



Section	Overall	1000m	800m	600m	400m	200m
Section Times	1:01.52 [5] (0:05.12)	0:56.40 [5] (0:11.11)	0:45.29 [6] (0:10.71)	0:34.58 [6] (0:10.86)	0:23.72 [5] (0:11.48)	0:12.24 [5] (0:12.24)
Average Speed [km/h]	35.3	65.0	67.7	67.1	62.7	59.0
Top Speed [km/h]	56.0	67.7	69.9	69.8	65.3	61.1
Avg. Dist. to Rail [m]	1.2	0.6	1.7	2.3	0.5	0.1
Avg. Stride Freq. [Hz]	2.1	2.5	2.5	2.4	2.4	2.3
Avg. Stride Length [m]	4.5	7.1	7.6	7.6	7.2	7.0



- [] Ranking at each section and finish
- .-.- No data available at this section
- NA No data available



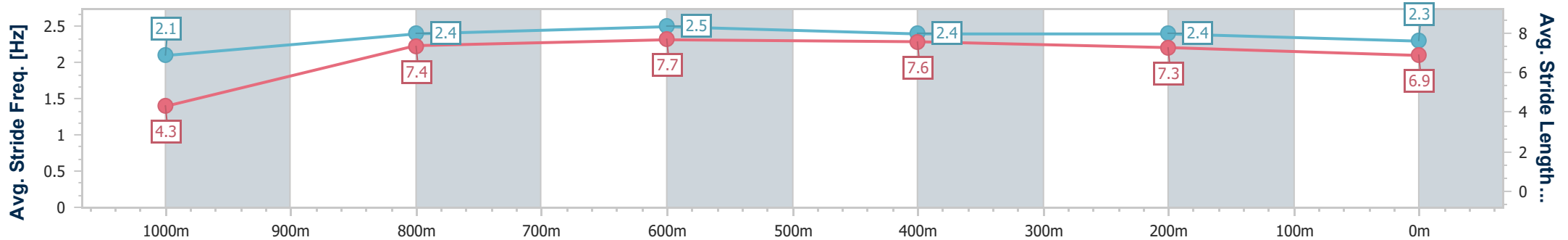
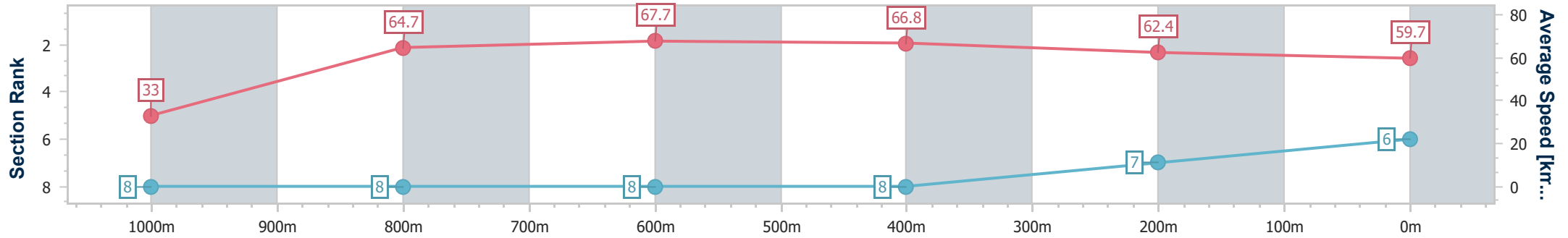
Horse/Jockey Name	Anchorage
Final Rank	6
Fastest Section Time (Section)	0:05.47 (Overall)
Top Speed [km/h] (Section)	69.2 (600m)
Race State	Finished



Aquis Park Gold Coast Poly QLD Professional
Race 2: Gold Coast Tyre & Auto Class 1 Handicap - 1050m
 09 September 2023 - 13:24
 Track Rating: Synthetic , Weather: Fine, Rail Position: True



Section	Overall	1000m	800m	600m	400m	200m
Section Times	1:01.61 [6] (0:05.47)	0:56.14 [8] (0:11.10)	0:45.04 [8] (0:10.54)	0:34.50 [8] (0:10.84)	0:23.66 [8] (0:11.57)	0:12.09 [7] (0:12.09)
Average Speed [km/h]	33.0	64.7	67.7	66.8	62.4	59.7
Top Speed [km/h]	54.6	68.5	68.5	69.2	64.3	62.4
Avg. Dist. to Rail [m]	5.3	0.8	1.4	0.8	1.6	2.3
Avg. Stride Freq. [Hz]	2.1	2.4	2.5	2.4	2.4	2.3
Avg. Stride Length [m]	4.3	7.4	7.7	7.6	7.3	6.9



- [] Ranking at each section and finish
- .-.- No data available at this section
- NA No data available



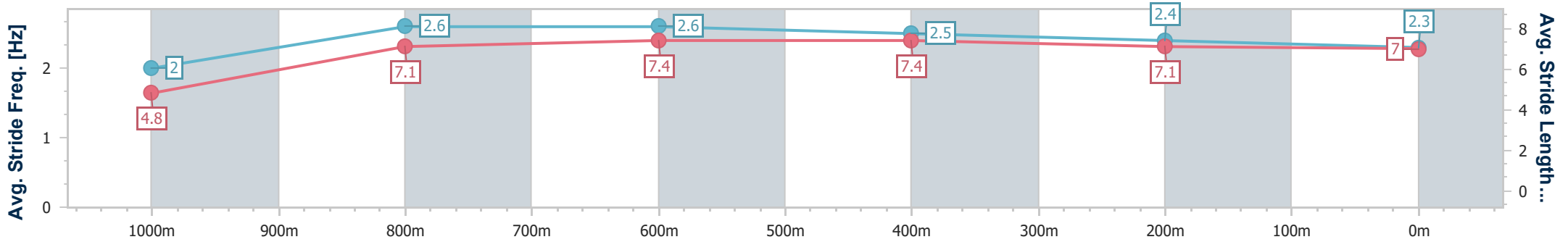
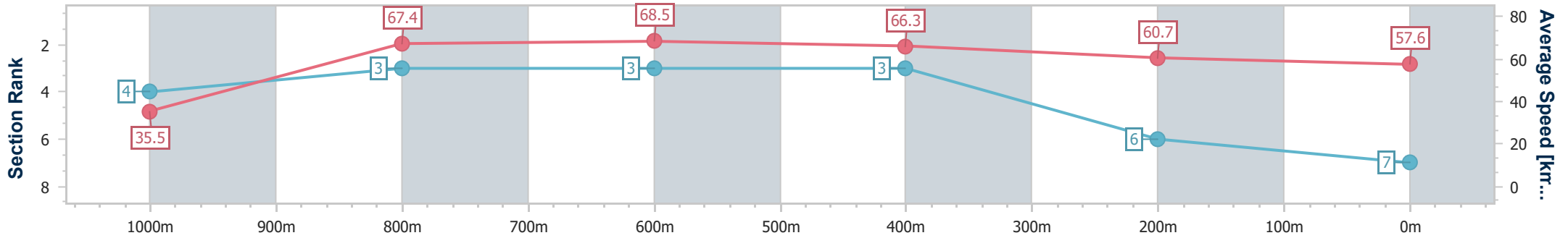
Horse/Jockey Name	Ready To Torque
Final Rank	7
Fastest Section Time (Section)	0:05.09 (Overall)
Top Speed [km/h] (Section)	70.9 (1000m)
Race State	Finished



Aquis Park Gold Coast Poly QLD Professional
Race 2: Gold Coast Tyre & Auto Class 1 Handicap - 1050m
 09 September 2023 - 13:24
 Track Rating: Synthetic , Weather: Fine, Rail Position: True



Section	Overall	1000m	800m	600m	400m	200m
Section Times	1:01.90 [7] (0:05.09)	0:56.81 [4] (0:10.77)	0:46.04 [3] (0:10.66)	0:35.38 [3] (0:10.99)	0:24.39 [3] (0:11.91)	0:12.48 [6] (0:12.48)
Average Speed [km/h]	35.5	67.4	68.5	66.3	60.7	57.6
Top Speed [km/h]	58.7	70.9	69.9	69.2	62.6	58.9
Avg. Dist. to Rail [m]	7.8	4.8	2.5	2.3	3.4	5.1
Avg. Stride Freq. [Hz]	2.0	2.6	2.6	2.5	2.4	2.3
Avg. Stride Length [m]	4.8	7.1	7.4	7.4	7.1	7.0



- [] Ranking at each section and finish
- .-.- No data available at this section
- NA No data available



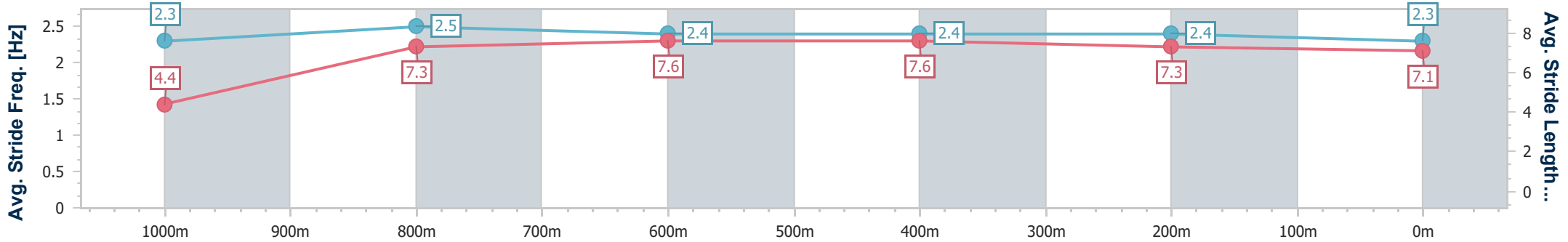
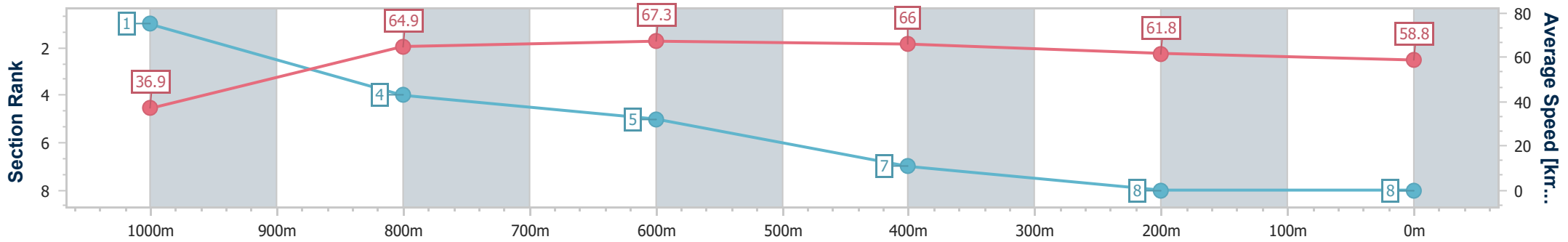
Horse/Jockey Name	Klinsmann
Final Rank	8
Fastest Section Time (Section)	0:04.91 (Overall)
Top Speed [km/h] (Section)	68.1 (600m)
Race State	Finished



Aquis Park Gold Coast Poly QLD Professional
Race 2: Gold Coast Tyre & Auto Class 1 Handicap - 1050m
 09 September 2023 - 13:24
 Track Rating: Synthetic , Weather: Fine, Rail Position: True



Section	Overall	1000m	800m	600m	400m	200m
Section Times	1:01.93 [8] (0:04.91)	0:57.02 [1] (0:11.11)	0:45.91 [4] (0:10.82)	0:35.09 [5] (0:11.10)	0:23.99 [7] (0:11.68)	0:12.31 [8] (0:12.31)
Average Speed [km/h]	36.9	64.9	67.3	66.0	61.8	58.8
Top Speed [km/h]	55.3	67.8	67.8	68.1	63.0	60.5
Avg. Dist. to Rail [m]	3.2	1.2	2.4	3.5	3.6	7.3
Avg. Stride Freq. [Hz]	2.3	2.5	2.4	2.4	2.4	2.3
Avg. Stride Length [m]	4.4	7.3	7.6	7.6	7.3	7.1



- [] Ranking at each section and finish
- .-.- No data available at this section
- NA No data available