



Aquis Park Gold Coast Poly QLD Professional

Race 6: West-Trans Equipment Class 2 Handicap - 1540m



09 September 2023 - 15:50

Track Rating: Synthetic , Weather: Fine, Rail Position: True

Section														
Field Times	Overall	1400m	1200m	1000m	800m	600m	400m	Last 600m						
	1:34.49 (0:10.50)	1:23.99 (0:11.60)	1:12.39 (0:12.19)	1:00.20 (0:12.39)	0:47.81 (0:12.30)	0:35.51 (0:11.88)	0:23.63 (0:11.59)	0:35.51						
Rank	TAB	Horse/Jockey	Barrier	Top Speed [km/h]	Fastest Section	Overall	1400m	1200m	1000m	800m	600m	400m	Last 600m	Distance Travelled [m]
1	1	DICKENSIAN Boris Thornton	6	64.4 400m	0:10.54 Overall	1:34.49 [1] (0:10.54)	1:23.95 [3] (0:11.83)	1:12.12 [2] (0:11.98)	1:00.14 [2] (0:12.42)	0:47.72 [2] (0:12.28)	0:35.44 [2] (0:11.85)	0:23.59 [2] (0:11.55)	0:35.44	
2	8	SAGRADO Andrew Spinks	3	63.6 600m	0:10.66 Overall	1:34.66 [2] (0:10.66)	1:24.00 [4] (0:12.09)	1:11.91 [4] (0:12.07)	0:59.84 [5] (0:12.38)	0:47.46 [5] (0:12.16)	0:35.30 [4] (0:11.64)	0:23.66 [3] (0:11.66)	0:35.30	-2
3	3	MARTINI DANCER Emily Lang	8	64.5 1400m	0:10.50 Overall	1:34.72 [3] (0:10.50)	1:24.22 [1] (0:11.60)	1:12.62 [1] (0:12.19)	1:00.43 [1] (0:12.39)	0:48.04 [1] (0:12.30)	0:35.74 [1] (0:11.88)	0:23.86 [1] (0:11.59)	0:35.74	-3
4	6	THE LOVE OF MARY Anthony Allen	9	64.3 200m	0:10.85 Overall	1:34.85 [4] (0:10.85)	1:24.00 [5] (0:12.05)	1:11.95 [5] (0:11.75)	1:00.20 [4] (0:12.41)	0:47.79 [4] (0:12.32)	0:35.47 [5] (0:11.82)	0:23.65 [5] (0:11.75)	0:35.47	-2
5	4	ART HEIST Michael Cahill	5	62.0 600m	0:10.53 Overall	1:35.25 [5] (0:10.53)	1:24.72 [2] (0:11.93)	1:12.79 [3] (0:12.09)	1:00.70 [3] (0:12.40)	0:48.30 [3] (0:12.32)	0:35.98 [3] (0:11.74)	0:24.24 [4] (0:11.89)	0:35.98	-9
6	7	LAGO DI BRAIES Girish Goomany	4	62.3 1400m	0:11.64 Overall	1:35.77 [6] (0:11.64)	1:24.13 [7] (0:11.89)	1:12.24 [8] (0:11.98)	1:00.26 [8] (0:12.20)	0:48.06 [8] (0:12.14)	0:35.92 [8] (0:12.07)	0:23.85 [8] (0:11.89)	0:35.92	-4
7	5	SHALATIME Casey Waddell	2	64.1 1400m	0:11.60 1400m	1:36.67 [7] (0:11.82)	1:24.85 [8] (0:11.60)	1:13.25 [7] (0:11.87)	1:01.38 [7] (0:12.19)	0:49.19 [6] (0:12.08)	0:37.11 [7] (0:11.91)	0:25.20 [6] (0:12.14)	0:37.11	-4
8	9	INCLUSION Chelsea Jokic	1	61.8 1400m	0:10.94 Overall	1:38.35 [8] (0:10.94)	1:27.41 [6] (0:12.13)	1:15.28 [6] (0:12.03)	1:03.25 [6] (0:12.38)	0:50.87 [7] (0:12.04)	0:38.83 [6] (0:12.15)	0:26.68 [7] (0:12.45)	0:38.83	-9

Scratched: Fine Ruby (#2)

[] Ranking at each section and finish
 -:-:- No data available at this section
 NA No data available

SCN Saddle cloth number
 DNF Did not finish
 DNT Did not track



Aquis Park Gold Coast Poly QLD Professional

Race 6: West-Trans Equipment Class 2 Handicap - 1540m



09 September 2023 - 15:50

Track Rating: Synthetic , Weather: Fine, Rail Position: True

Section				200m				Last 600m	
Field Times				0:12.04				0:35.51	
				(0:12.04)					
Rank	TAB	Horse/Jockey	Barrier	Top Speed [km/h]	Fastest Section	Margin			Distance Travelled [m]
1	1	DICKENSIAN Boris Thornton	6	64.4 400m	0:10.54 Overall	0:12.04 [2] (0:12.04)	1:34.49		0:35.44
2	8	SAGRADO Andrew Spinks	3	63.6 600m	0:10.66 Overall	0:12.00 [3] (0:12.00)	0.8L		0:35.30 -2
3	3	MARTINI DANCER Emily Lang	8	64.5 1400m	0:10.50 Overall	0:12.27 [1] (0:12.27)	1.1L		0:35.74 -3
4	6	THE LOVE OF MARY Anthony Allen	9	64.3 200m	0:10.85 Overall	0:11.90 [5] (0:11.90)	1.9L		0:35.47 -2
5	4	ART HEIST Michael Cahill	5	62.0 600m	0:10.53 Overall	0:12.35 [4] (0:12.35)	4.2L		0:35.98 -9
6	7	LAGO DI BRAIES Girish Goomany	4	62.3 1400m	0:11.64 Overall	0:11.96 [7] (0:11.96)	7.2L		0:35.92 -4
7	5	SHALATIME Casey Waddell	2	64.1 1400m	0:11.60 1400m	0:13.06 [6] (0:13.06)	12.5L		0:37.11 -4
8	9	INCLUSION Chelsea Jokic	1	61.8 1400m	0:10.94 Overall	0:14.23 [8] (0:14.23)	22.3L		0:38.83 -9

Scratched: Fine Ruby (#2)

[] Ranking at each section and finish
 -:-:- No data available at this section
 NA No data available

SCN Saddle cloth number
 DNF Did not finish
 DNT Did not track



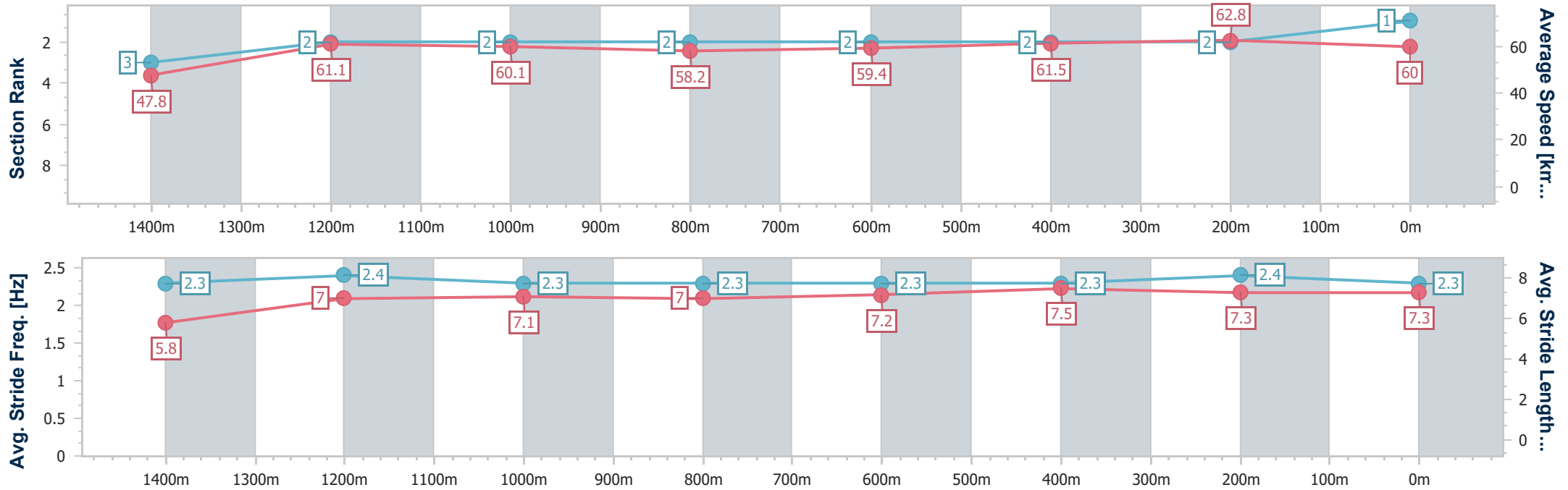
Horse/Jockey Name	Dickensian
Final Rank	1
Fastest Section Time (Section)	0:10.54 (Overall)
Top Speed [km/h] (Section)	64.4 (400m)
Race State	Finished



Aquis Park Gold Coast Poly QLD Professional
Race 6: West-Trans Equipment Class 2 Handicap - 1540m
 09 September 2023 - 15:50
 Track Rating: Synthetic , Weather: Fine, Rail Position: True



Section	Overall	1400m	1200m	1000m	800m	600m	400m	200m
Section Times	1:34.49 [1] (0:10.54)	1:23.95 [3] (0:11.83)	1:12.12 [2] (0:11.98)	1:00.14 [2] (0:12.42)	0:47.72 [2] (0:12.28)	0:35.44 [2] (0:11.85)	0:23.59 [2] (0:11.55)	0:12.04 [2] (0:12.04)
Average Speed [km/h]	47.8	61.1	60.1	58.2	59.4	61.5	62.8	60.0
Top Speed [km/h]	62.1	62.7	62.0	59.2	60.8	63.4	64.4	63.3
Avg. Dist. to Rail [m]	5.6	0.6	1.4	1.7	2.2	2.7	3.5	3.4
Avg. Stride Freq. [Hz]	2.3	2.4	2.3	2.3	2.3	2.3	2.4	2.3
Avg. Stride Length [m]	5.8	7.0	7.1	7.0	7.2	7.5	7.3	7.3



- [] Ranking at each section and finish
- .-.- No data available at this section
- NA No data available



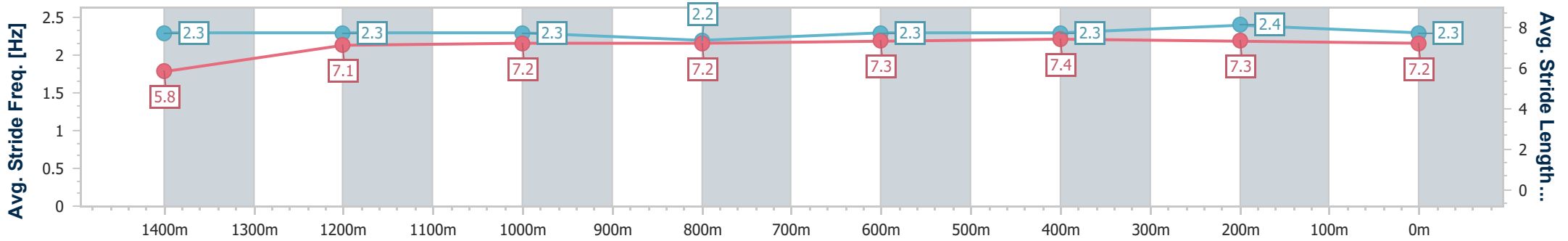
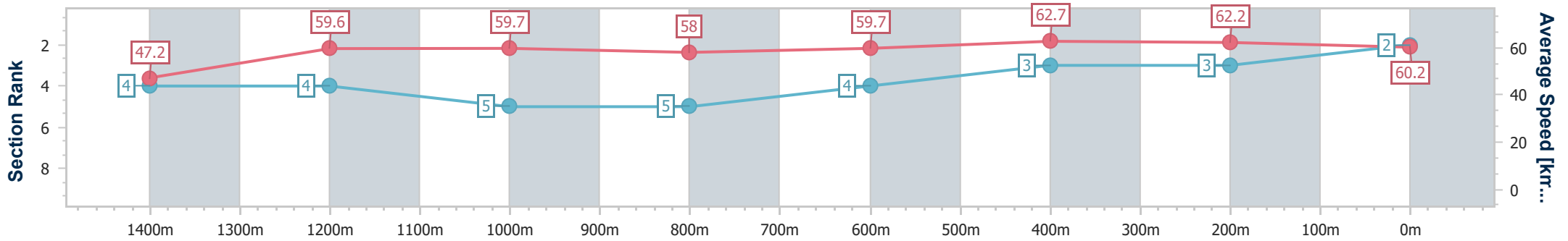
Horse/Jockey Name	Sagrado
Final Rank	2
Fastest Section Time (Section)	0:10.66 (Overall)
Top Speed [km/h] (Section)	63.6 (600m)
Race State	Finished



Aquis Park Gold Coast Poly QLD Professional
Race 6: West-Trans Equipment Class 2 Handicap - 1540m
 09 September 2023 - 15:50
 Track Rating: Synthetic , Weather: Fine, Rail Position: True



Section	Overall	1400m	1200m	1000m	800m	600m	400m	200m
Section Times	1:34.66 [2] (0:10.66)	1:24.00 [4] (0:12.09)	1:11.91 [4] (0:12.07)	0:59.84 [5] (0:12.38)	0:47.46 [5] (0:12.16)	0:35.30 [4] (0:11.64)	0:23.66 [3] (0:11.66)	0:12.00 [3] (0:12.00)
Average Speed [km/h]	47.2	59.6	59.7	58.0	59.7	62.7	62.2	60.2
Top Speed [km/h]	59.3	61.0	62.2	58.8	63.0	63.6	63.5	62.3
Avg. Dist. to Rail [m]	3.1	0.2	0.1	0.2	1.6	3.0	3.8	4.6
Avg. Stride Freq. [Hz]	2.3	2.3	2.3	2.2	2.3	2.3	2.4	2.3
Avg. Stride Length [m]	5.8	7.1	7.2	7.2	7.3	7.4	7.3	7.2



- [] Ranking at each section and finish
- .-.- No data available at this section
- NA No data available



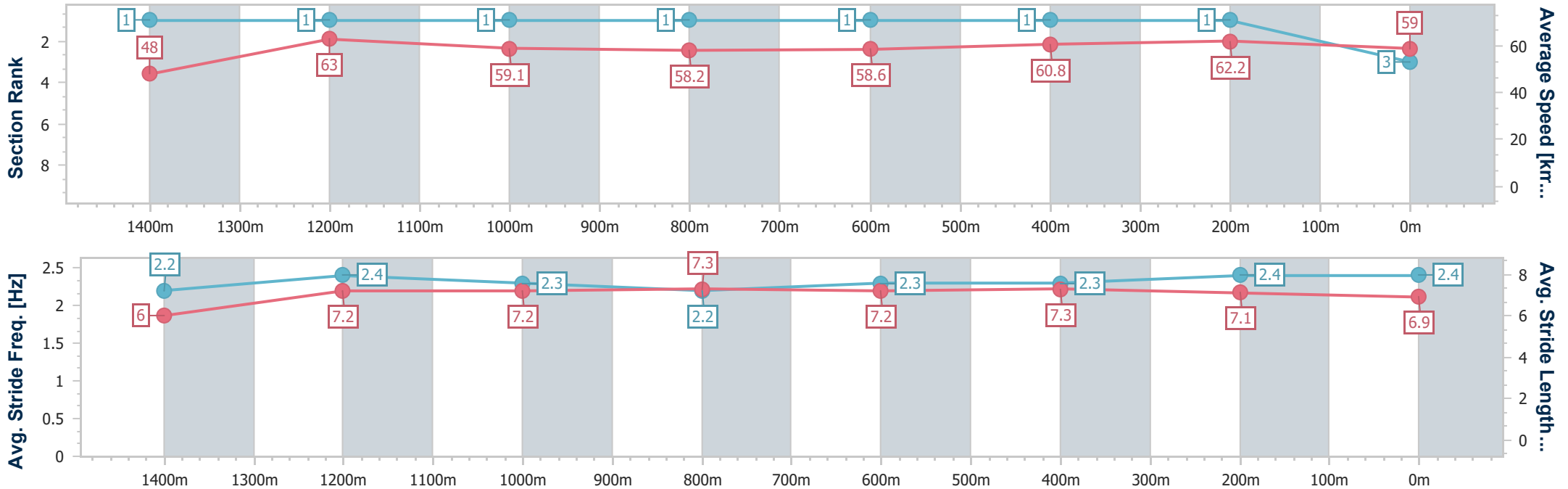
Horse/Jockey Name	Martini Dancer
Final Rank	3
Fastest Section Time (Section)	0:10.50 (Overall)
Top Speed [km/h] (Section)	64.5 (1400m)
Race State	Finished



Aquis Park Gold Coast Poly QLD Professional
Race 6: West-Trans Equipment Class 2 Handicap - 1540m
 09 September 2023 - 15:50
 Track Rating: Synthetic , Weather: Fine, Rail Position: True



Section	Overall	1400m	1200m	1000m	800m	600m	400m	200m
Section Times	1:34.72 [3] (0:10.50)	1:24.22 [1] (0:11.60)	1:12.62 [1] (0:12.19)	1:00.43 [1] (0:12.39)	0:48.04 [1] (0:12.30)	0:35.74 [1] (0:11.88)	0:23.86 [1] (0:11.59)	0:12.27 [1] (0:12.27)
Average Speed [km/h]	48.0	63.0	59.1	58.2	58.6	60.8	62.2	59.0
Top Speed [km/h]	63.6	64.5	61.9	58.7	60.0	62.3	62.6	61.4
Avg. Dist. to Rail [m]	6.3	1.9	0.2	0.3	0.4	1.1	0.7	1.3
Avg. Stride Freq. [Hz]	2.2	2.4	2.3	2.2	2.3	2.3	2.4	2.4
Avg. Stride Length [m]	6.0	7.2	7.2	7.3	7.2	7.3	7.1	6.9



- [] Ranking at each section and finish
- .-.- No data available at this section
- NA No data available



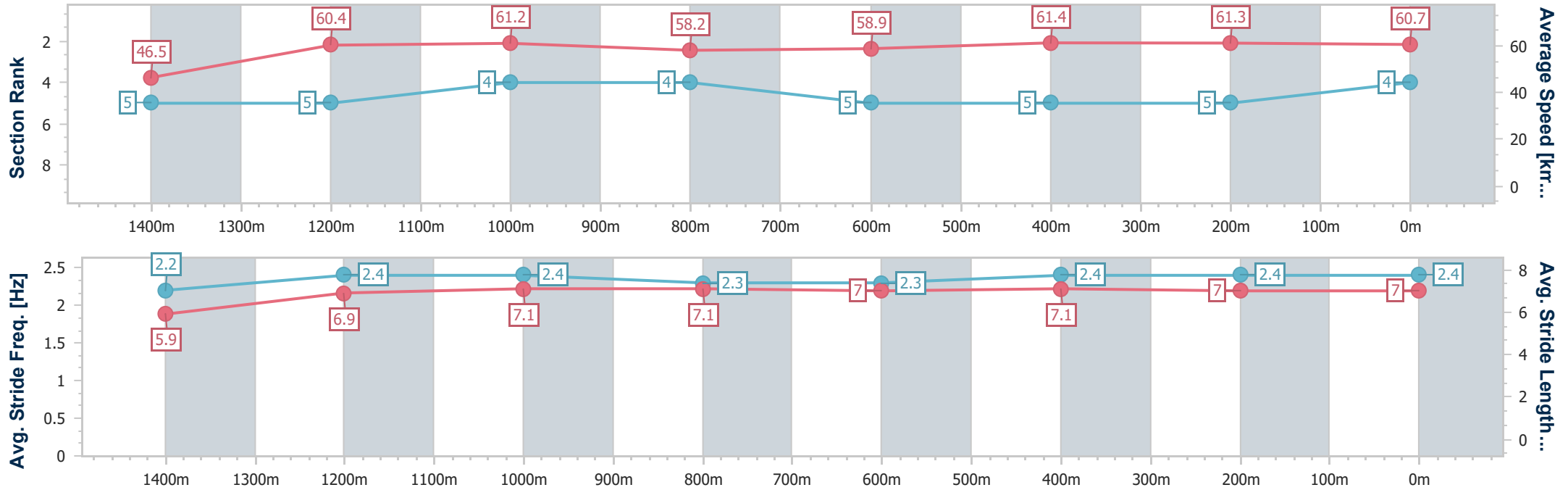
Horse/Jockey Name	The Love Of Mary
Final Rank	4
Fastest Section Time (Section)	0:10.85 (Overall)
Top Speed [km/h] (Section)	64.3 (200m)
Race State	Finished



Aquis Park Gold Coast Poly QLD Professional
Race 6: West-Trans Equipment Class 2 Handicap - 1540m
 09 September 2023 - 15:50
 Track Rating: Synthetic , Weather: Fine, Rail Position: True



Section	Overall	1400m	1200m	1000m	800m	600m	400m	200m
Section Times	1:34.85 [4] (0:10.85)	1:24.00 [5] (0:12.05)	1:11.95 [5] (0:11.75)	1:00.20 [4] (0:12.41)	0:47.79 [4] (0:12.32)	0:35.47 [5] (0:11.82)	0:23.65 [5] (0:11.75)	0:11.90 [5] (0:11.90)
Average Speed [km/h]	46.5	60.4	61.2	58.2	58.9	61.4	61.3	60.7
Top Speed [km/h]	61.7	61.7	63.5	58.9	60.6	62.2	64.2	64.3
Avg. Dist. to Rail [m]	6.5	1.1	1.4	0.9	1.6	2.1	1.4	2.0
Avg. Stride Freq. [Hz]	2.2	2.4	2.4	2.3	2.3	2.4	2.4	2.4
Avg. Stride Length [m]	5.9	6.9	7.1	7.1	7.0	7.1	7.0	7.0



- [] Ranking at each section and finish
- .-.- No data available at this section
- NA No data available



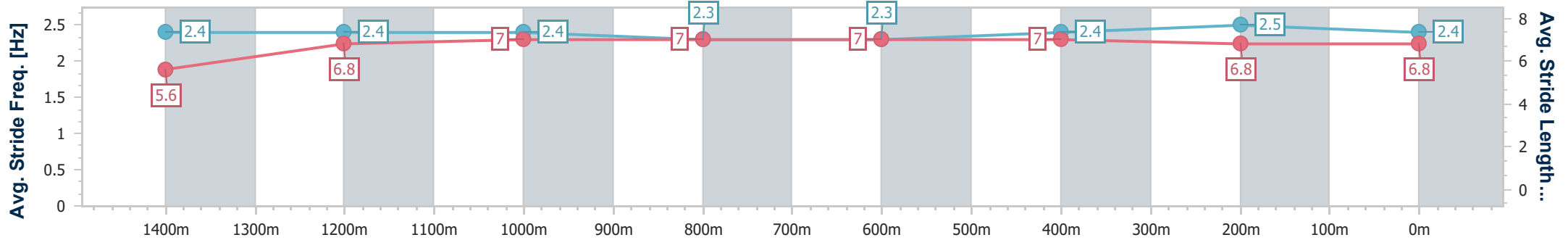
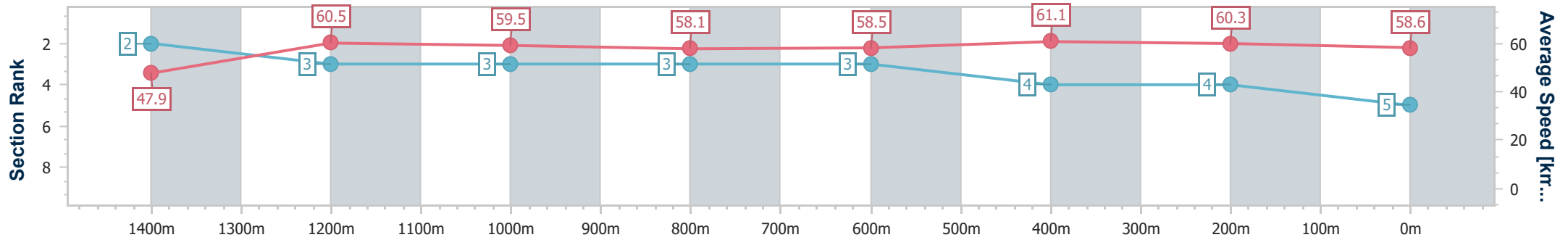
Horse/Jockey Name	Art Heist
Final Rank	5
Fastest Section Time (Section)	0:10.53 (Overall)
Top Speed [km/h] (Section)	62.0 (600m)
Race State	Finished



Aquis Park Gold Coast Poly QLD Professional
 Race 6: West-Trans Equipment Class 2 Handicap - 1540m
 09 September 2023 - 15:50
 Track Rating: Synthetic , Weather: Fine, Rail Position: True



Section	Overall	1400m	1200m	1000m	800m	600m	400m	200m
Section Times	1:35.25 [5] (0:10.53)	1:24.72 [2] (0:11.93)	1:12.79 [3] (0:12.09)	1:00.70 [3] (0:12.40)	0:48.30 [3] (0:12.32)	0:35.98 [3] (0:11.74)	0:24.24 [4] (0:11.89)	0:12.35 [4] (0:12.35)
Average Speed [km/h]	47.9	60.5	59.5	58.1	58.5	61.1	60.3	58.6
Top Speed [km/h]	61.7	61.6	61.3	58.9	59.6	62.0	61.5	60.3
Avg. Dist. to Rail [m]	4.5	0.3	0.1	0.3	0.4	0.7	1.2	1.4
Avg. Stride Freq. [Hz]	2.4	2.4	2.4	2.3	2.3	2.4	2.5	2.4
Avg. Stride Length [m]	5.6	6.8	7.0	7.0	7.0	7.0	6.8	6.8



- [] Ranking at each section and finish
- .-.- No data available at this section
- NA No data available



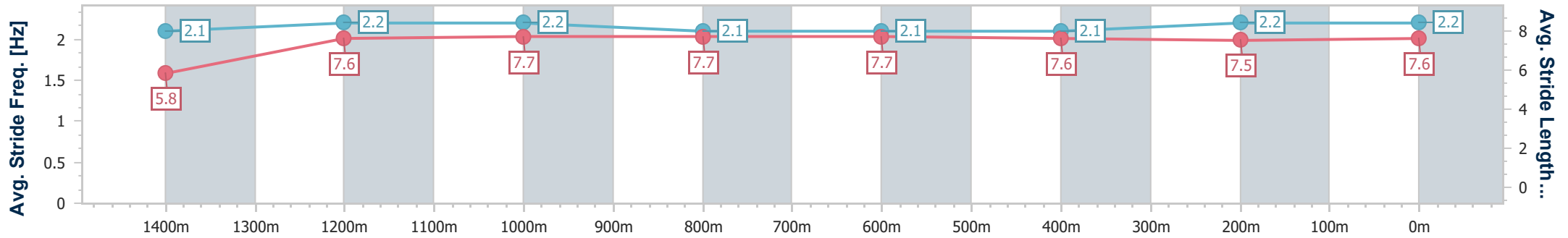
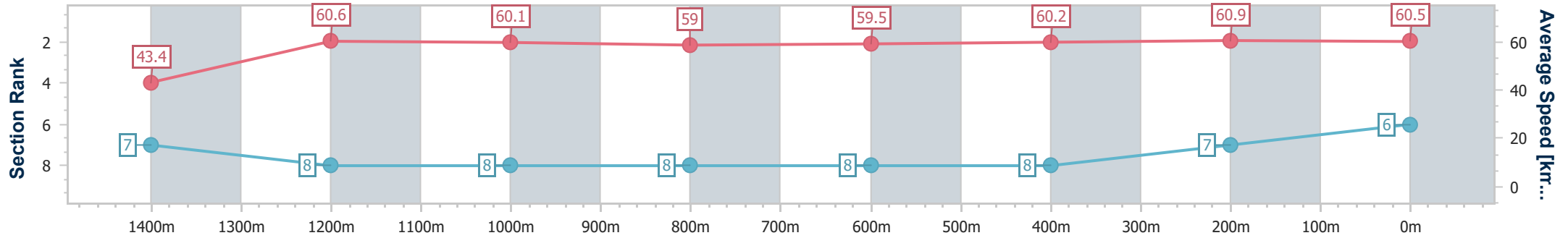
Horse/Jockey Name	Lago Di Braies
Final Rank	6
Fastest Section Time (Section)	0:11.64 (Overall)
Top Speed [km/h] (Section)	62.3 (1400m)
Race State	Finished



Aquis Park Gold Coast Poly QLD Professional
Race 6: West-Trans Equipment Class 2 Handicap - 1540m
 09 September 2023 - 15:50
 Track Rating: Synthetic , Weather: Fine, Rail Position: True



Section	Overall	1400m	1200m	1000m	800m	600m	400m	200m
Section Times	1:35.77 [6] (0:11.64)	1:24.13 [7] (0:11.89)	1:12.24 [8] (0:11.98)	1:00.26 [8] (0:12.20)	0:48.06 [8] (0:12.14)	0:35.92 [8] (0:12.07)	0:23.85 [8] (0:11.89)	0:11.96 [7] (0:11.96)
Average Speed [km/h]	43.4	60.6	60.1	59.0	59.5	60.2	60.9	60.5
Top Speed [km/h]	58.4	62.3	61.7	59.7	60.7	61.5	62.1	61.6
Avg. Dist. to Rail [m]	3.0	0.2	0.5	0.2	1.1	1.9	2.9	2.7
Avg. Stride Freq. [Hz]	2.1	2.2	2.2	2.1	2.1	2.1	2.2	2.2
Avg. Stride Length [m]	5.8	7.6	7.7	7.7	7.7	7.6	7.5	7.6



- [] Ranking at each section and finish
- .-.- No data available at this section
- NA No data available



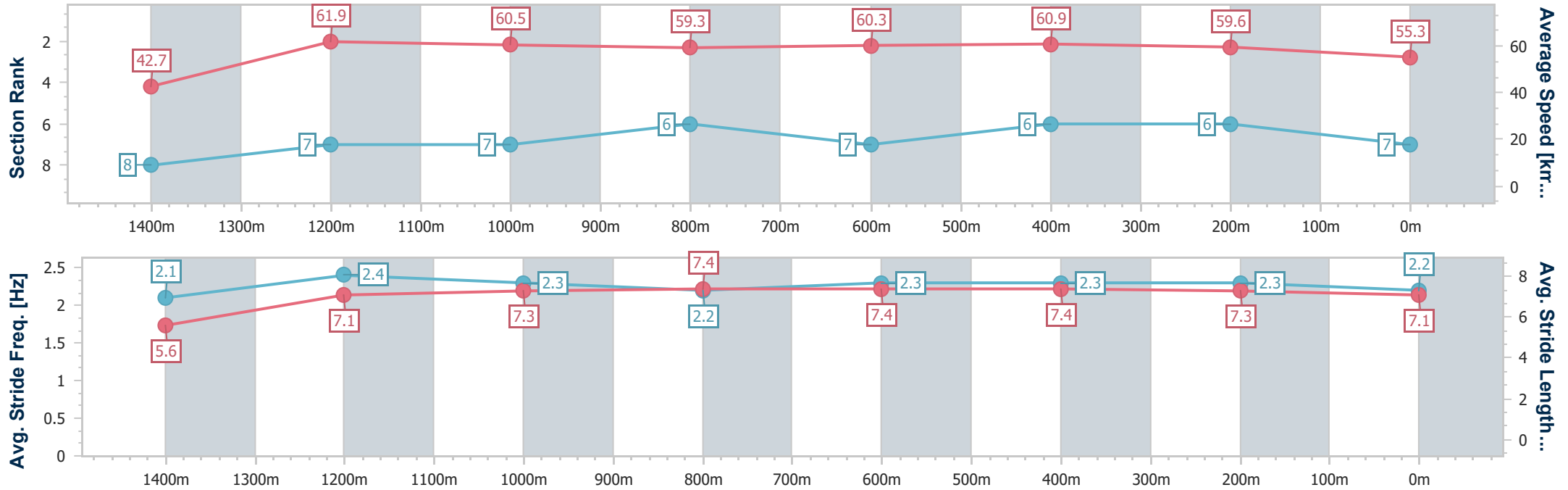
Horse/Jockey Name	Shalitime
Final Rank	7
Fastest Section Time (Section)	0:11.60 (1400m)
Top Speed [km/h] (Section)	64.1 (1400m)
Race State	Finished



Aquis Park Gold Coast Poly QLD Professional
Race 6: West-Trans Equipment Class 2 Handicap - 1540m
 09 September 2023 - 15:50
 Track Rating: Synthetic , Weather: Fine, Rail Position: True



Section	Overall	1400m	1200m	1000m	800m	600m	400m	200m
Section Times	1:36.67 [7] (0:11.82)	1:24.85 [8] (0:11.60)	1:13.25 [7] (0:11.87)	1:01.38 [7] (0:12.19)	0:49.19 [6] (0:12.08)	0:37.11 [7] (0:11.91)	0:25.20 [6] (0:12.14)	0:13.06 [6] (0:13.06)
Average Speed [km/h]	42.7	61.9	60.5	59.3	60.3	60.9	59.6	55.3
Top Speed [km/h]	60.5	64.1	62.1	59.9	62.8	61.8	60.4	58.8
Avg. Dist. to Rail [m]	1.8	0.7	1.7	1.3	1.9	2.1	3.1	3.8
Avg. Stride Freq. [Hz]	2.1	2.4	2.3	2.2	2.3	2.3	2.3	2.2
Avg. Stride Length [m]	5.6	7.1	7.3	7.4	7.4	7.4	7.3	7.1



- [] Ranking at each section and finish
- .-.- No data available at this section
- NA No data available



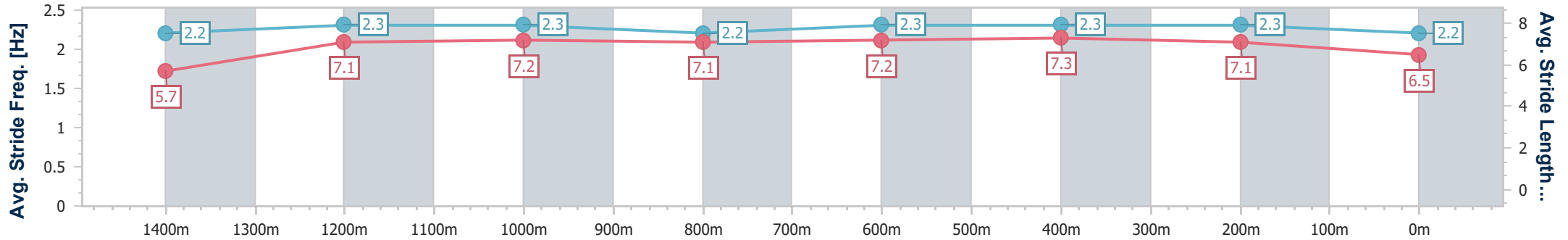
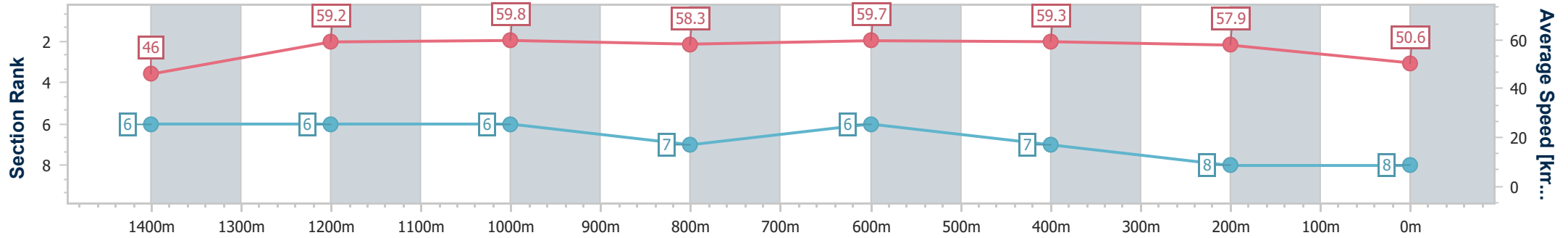
Horse/Jockey Name	Inclusion
Final Rank	8
Fastest Section Time (Section)	0:10.94 (Overall)
Top Speed [km/h] (Section)	61.8 (1400m)
Race State	Finished



Aquis Park Gold Coast Poly QLD Professional
Race 6: West-Trans Equipment Class 2 Handicap - 1540m
 09 September 2023 - 15:50
 Track Rating: Synthetic , Weather: Fine, Rail Position: True



Section	Overall	1400m	1200m	1000m	800m	600m	400m	200m
Section Times	1:38.35 [8] (0:10.94)	1:27.41 [6] (0:12.13)	1:15.28 [6] (0:12.03)	1:03.25 [6] (0:12.38)	0:50.87 [7] (0:12.04)	0:38.83 [6] (0:12.15)	0:26.68 [7] (0:12.45)	0:14.23 [8] (0:14.23)
Average Speed [km/h]	46.0	59.2	59.8	58.3	59.7	59.3	57.9	50.6
Top Speed [km/h]	57.8	61.8	60.8	59.2	61.6	61.0	58.6	56.4
Avg. Dist. to Rail [m]	2.1	0.8	1.2	0.7	0.2	0.2	0.7	2.6
Avg. Stride Freq. [Hz]	2.2	2.3	2.3	2.2	2.3	2.3	2.3	2.2
Avg. Stride Length [m]	5.7	7.1	7.2	7.1	7.2	7.3	7.1	6.5



- [] Ranking at each section and finish
- .-.- No data available at this section
- NA No data available