

Track Rating: Synthetic , Weather: Fine, Rail Position: True

Section		Field Times											Last 600m	
		Overall	1000m	800m	600m	400m	200m						0:36.15	
		1:11.42 (0:13.22)	0:58.20 (0:10.73)	0:47.47 (0:11.32)	0:36.15 (0:11.58)	0:24.57 (0:12.16)	0:12.41 (0:12.41)							
Rank	TAB	Horse/Jockey	Barrier	Top Speed [km/h]	Fastest Section								Margin	Distance Travelled [m]
1	1	MISSION TO WIN Noel Callow	14	67.8 1000m	0:10.92 1000m	1:11.42 [1] (0:13.73)	0:57.69 [6] (0:10.92)	0:46.77 [6] (0:11.44)	0:35.33 [8] (0:11.69)	0:23.64 [8] (0:11.72)	0:11.92 [5] (0:11.92)	1:11.42	0:35.33	
2	8	THE BRONX BULL Stacey Callow	10	68.8 1000m	0:10.73 1000m	1:11.55 [2] (0:13.46)	0:58.09 [3] (0:10.73)	0:47.36 [3] (0:11.27)	0:36.09 [3] (0:11.75)	0:24.34 [4] (0:11.92)	0:12.42 [3] (0:12.42)	0.8L	0:36.09	-7
3	10	CONFIRM NOR DENY Girish Goomany	5	69.2 1000m	0:10.82 1000m	1:11.66 [3] (0:13.28)	0:58.38 [2] (0:10.82)	0:47.56 [2] (0:11.33)	0:36.23 [2] (0:11.60)	0:24.63 [2] (0:11.98)	0:12.65 [1] (0:12.65)	1.3L	0:36.23	-11
4	15	UPLOADS Anthony Allen	3	68.1 1000m	0:10.83 1000m	1:11.73 [4] (0:13.66)	0:58.07 [4] (0:10.83)	0:47.24 [4] (0:11.31)	0:35.93 [4] (0:11.40)	0:24.53 [3] (0:11.96)	0:12.57 [4] (0:12.57)	1.6L	0:35.93	-16
5	4	MONEY MAN Dale Smith	4	67.6 1000m	0:10.86 1000m	1:11.95 [5] (0:13.67)	0:58.28 [5] (0:10.86)	0:47.42 [5] (0:11.29)	0:36.13 [5] (0:11.67)	0:24.46 [5] (0:12.01)	0:12.45 [6] (0:12.45)	2.9L	0:36.13	-9
6	9	SUPIDOCHARGED Wanderson D'Avila	13	67.7 1000m	0:10.93 1000m	1:11.95 [6] (0:13.76)	0:58.19 [8] (0:10.93)	0:47.26 [7] (0:11.39)	0:35.87 [7] (0:11.47)	0:24.40 [6] (0:11.96)	0:12.44 [7] (0:12.44)	3L	0:35.87	-9
7	11	GOLD 'N' GLAMOROUS Emily Lang	11	68.9 1000m	0:10.73 1000m	1:12.44 [7] (0:13.22)	0:59.22 [1] (0:10.73)	0:48.49 [1] (0:11.32)	0:37.17 [1] (0:11.58)	0:25.59 [1] (0:12.21)	0:13.38 [2] (0:13.38)	5.8L	0:37.17	-14
8	6	TRUST A KITTY Jai Williams	8	67.7 Overall	0:10.99 1000m	1:13.20 [8] (0:13.75)	0:59.45 [7] (0:10.99)	0:48.46 [8] (0:11.25)	0:37.21 [6] (0:11.58)	0:25.63 [7] (0:12.31)	0:13.32 [8] (0:13.32)	10.1L	0:37.21	-9
9	2	NUTSO Josh Adams	6	67.1 1000m	0:10.93 1000m	1:13.21 [9] (0:14.11)	0:59.10 [10] (0:10.93)	0:48.17 [10] (0:11.43)	0:36.74 [10] (0:11.88)	0:24.86 [11] (0:12.09)	0:12.77 [9] (0:12.77)	10.2L	0:36.74	-6
10	14	GRIS AMOUR Andrew Spinks	2	66.5 Overall	0:11.14 1000m	1:14.63 [10] (0:14.26)	1:00.37 [11] (0:11.14)	0:49.23 [11] (0:11.23)	0:38.00 [11] (0:11.59)	0:26.41 [9] (0:12.43)	0:13.98 [10] (0:13.98)	18.5L	0:38.00	-12

Scratched: Affinity Flyer (#3), Delarenta (#7), Saddles (#5), I Am Pearl (#12)



Aquis Park Gold Coast Poly QLD Professional

Race 7: JR Stephens & Co Maiden Handicap - 1200m

09 September 2023 - 16:27



Track Rating: Synthetic , Weather: Fine, Rail Position: True

Section	Overall	1000m	800m	600m	400m	200m	Last 600m
Field Times	1:11.42 (0:13.22)	0:58.20 (0:10.73)	0:47.47 (0:11.32)	0:36.15 (0:11.58)	0:24.57 (0:12.16)	0:12.41 (0:12.41)	0:36.15

Rank	TAB	Horse/Jockey	Barrier	Top Speed [km/h]	Fastest Section	Margin	Distance Travelled [m]
11	13	GISELLE'S GAMBLE	1	68.3	0:10.86	30.5L	-6
		Casey Waddell		Overall	1000m		
					(0:14.02)		
					(0:10.86)		
					(0:11.45)		
					(0:11.92)		
					(0:12.87)		
					(0:15.58)		

Scratched: Affinity Flyer (#3), Delarenta (#7), Saddles (#5), I Am Pearl (#12)

[] Ranking at each section and finish
 -:-:- No data available at this section
 NA No data available

SCN Saddle cloth number
 DNF Did not finish
 DNT Did not track



Horse/Jockey Name	Mission To Win
Final Rank	1
Fastest Section Time (Section)	0:10.92 (1000m)
Top Speed [km/h] (Section)	67.8 (1000m)
Race State	Finished



Aquis Park Gold Coast Poly QLD Professional

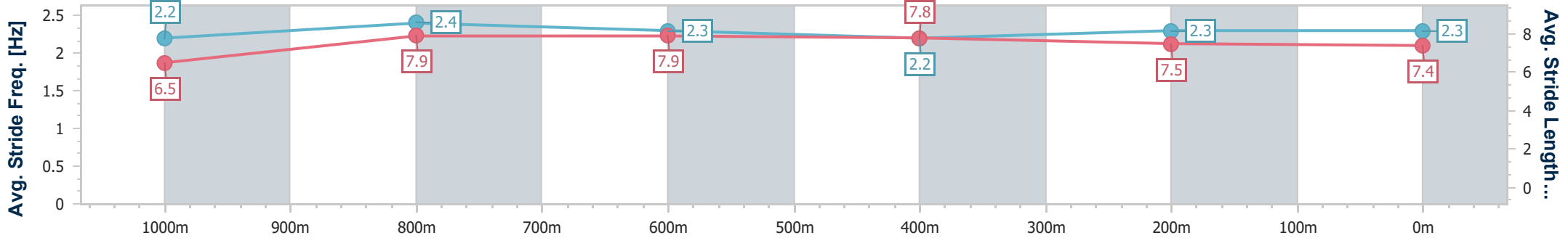
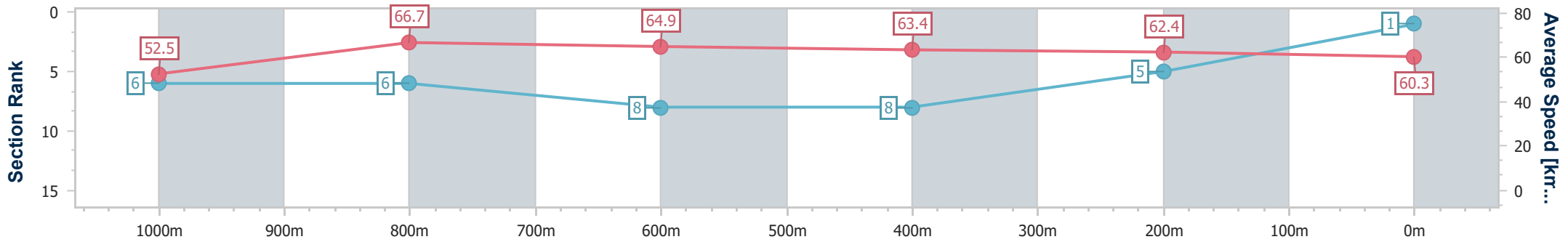
Race 7: JR Stephens & Co Maiden Handicap - 1200m

09 September 2023 - 16:27

Track Rating: Synthetic , Weather: Fine, Rail Position: True



Section	Overall	1000m	800m	600m	400m	200m								
Section Times	1:11.42 [1] (0:13.73)	0:57.69 [6] (0:10.92)	0:46.77 [6] (0:11.44)	0:35.33 [8] (0:11.69)	0:23.64 [8] (0:11.72)	0:11.92 [5]								
Average Speed [km/h]	52.5	66.7	64.9	63.4	62.4	60.3								
Top Speed [km/h]	66.5	67.8	65.6	65.2	64.0	62.5								
Avg. Dist. to Rail [m]	8.7	4.1	5.9	5.6	7.6	9.1								
Avg. Stride Freq. [Hz]	2.2	2.4	2.3	2.2	2.3	2.3								
Avg. Stride Length [m]	6.5	7.9	7.9	7.8	7.5	7.4								



- [] Ranking at each section and finish
- .-.- No data available at this section
- NA No data available



Horse/Jockey Name	The Bronx Bull
Final Rank	2
Fastest Section Time (Section)	0:10.73 (1000m)
Top Speed [km/h] (Section)	68.8 (1000m)
Race State	Finished



Aquis Park Gold Coast Poly QLD Professional

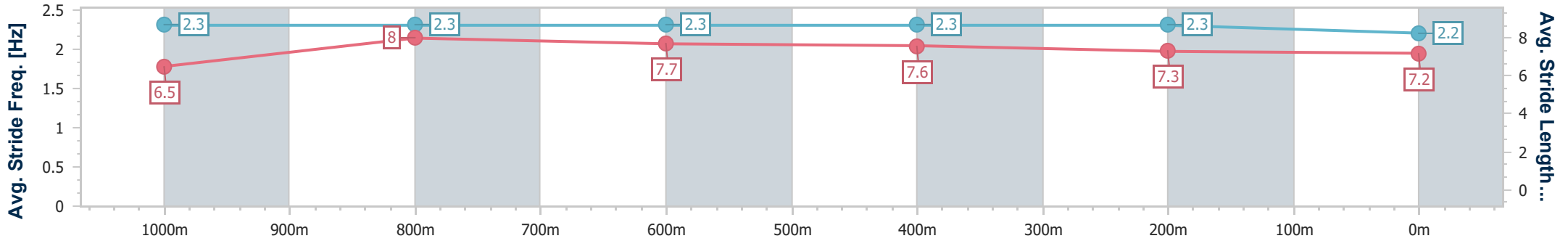
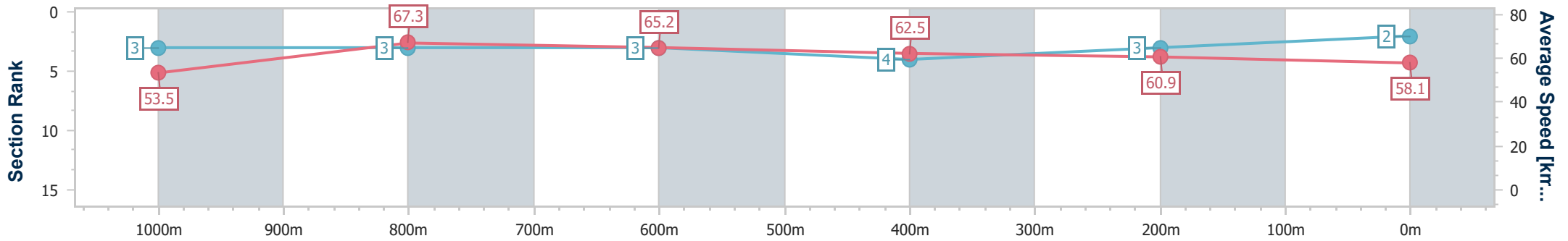
Race 7: JR Stephens & Co Maiden Handicap - 1200m

09 September 2023 - 16:27

Track Rating: Synthetic , Weather: Fine, Rail Position: True



Section	Overall	1000m	800m	600m	400m	200m								
Section Times	1:11.55 [2] (0:13.46)	0:58.09 [3] (0:10.73)	0:47.36 [3] (0:11.27)	0:36.09 [3] (0:11.75)	0:24.34 [4] (0:11.92)	0:12.42 [3] (0:12.42)								
Average Speed [km/h]	53.5	67.3	65.2	62.5	60.9	58.1								
Top Speed [km/h]	68.5	68.8	66.3	64.2	61.7	60.1								
Avg. Dist. to Rail [m]	3.7	1.5	3.7	4.2	4.2	4.9								
Avg. Stride Freq. [Hz]	2.3	2.3	2.3	2.3	2.3	2.2								
Avg. Stride Length [m]	6.5	8.0	7.7	7.6	7.3	7.2								



- [] Ranking at each section and finish
- .-.- No data available at this section
- NA No data available



Horse/Jockey Name	Confirm Nor Deny
Final Rank	3
Fastest Section Time (Section)	0:10.82 (1000m)
Top Speed [km/h] (Section)	69.2 (1000m)
Race State	Finished



Aquis Park Gold Coast Poly QLD Professional

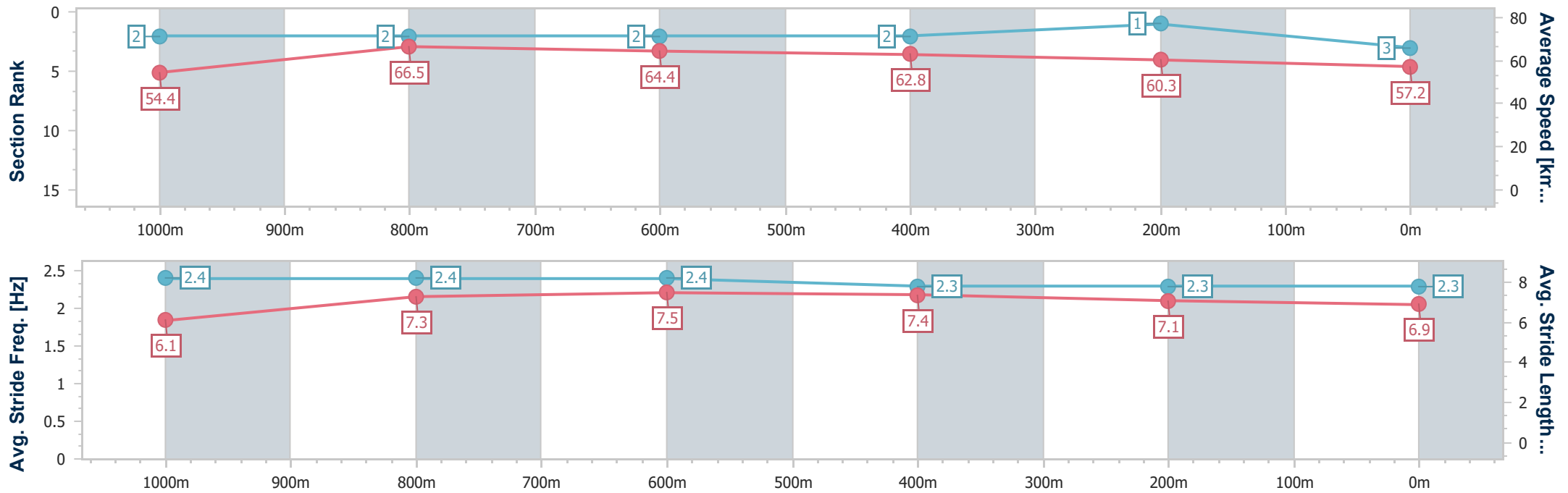
Race 7: JR Stephens & Co Maiden Handicap - 1200m

09 September 2023 - 16:27

Track Rating: Synthetic , Weather: Fine, Rail Position: True



Section	Overall	1000m	800m	600m	400m	200m
Section Times	1:11.66 [3] (0:13.28)	0:58.38 [2] (0:10.82)	0:47.56 [2] (0:11.33)	0:36.23 [2] (0:11.60)	0:24.63 [2] (0:11.98)	0:12.65 [1] (0:12.65)
Average Speed [km/h]	54.4	66.5	64.4	62.8	60.3	57.2
Top Speed [km/h]	69.2	69.2	65.1	64.8	61.9	58.9
Avg. Dist. to Rail [m]	3.8	1.2	2.2	2.8	2.2	2.7
Avg. Stride Freq. [Hz]	2.4	2.4	2.4	2.3	2.3	2.3
Avg. Stride Length [m]	6.1	7.3	7.5	7.4	7.1	6.9



- [] Ranking at each section and finish
- .-.- No data available at this section
- NA No data available



Horse/Jockey Name	Uploads
Final Rank	4
Fastest Section Time (Section)	0:10.83 (1000m)
Top Speed [km/h] (Section)	68.1 (1000m)
Race State	Finished



Aquis Park Gold Coast Poly QLD Professional

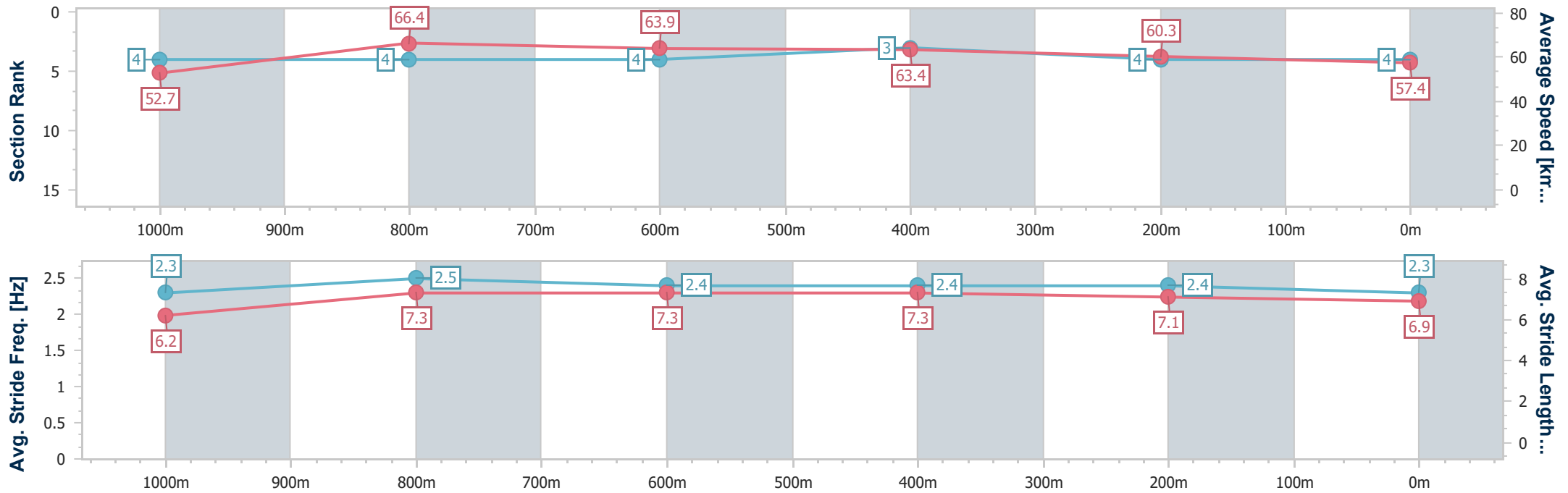
Race 7: JR Stephens & Co Maiden Handicap - 1200m

09 September 2023 - 16:27

Track Rating: Synthetic , Weather: Fine, Rail Position: True



Section	Overall	1000m	800m	600m	400m	200m
Section Times	1:11.73 [4] (0:13.66)	0:58.07 [4] (0:10.83)	0:47.24 [4] (0:11.31)	0:35.93 [4] (0:11.40)	0:24.53 [3] (0:11.96)	0:12.57 [4] (0:12.57)
Average Speed [km/h]	52.7	66.4	63.9	63.4	60.3	57.4
Top Speed [km/h]	68.1	68.1	65.6	65.2	63.0	58.2
Avg. Dist. to Rail [m]	1.2	0.6	0.9	1.1	1.7	3.9
Avg. Stride Freq. [Hz]	2.3	2.5	2.4	2.4	2.4	2.3
Avg. Stride Length [m]	6.2	7.3	7.3	7.3	7.1	6.9



- [] Ranking at each section and finish
- .-.- No data available at this section
- NA No data available



Horse/Jockey Name	Money Man
Final Rank	5
Fastest Section Time (Section)	0:10.86 (1000m)
Top Speed [km/h] (Section)	67.6 (1000m)
Race State	Finished



Aquis Park Gold Coast Poly QLD Professional

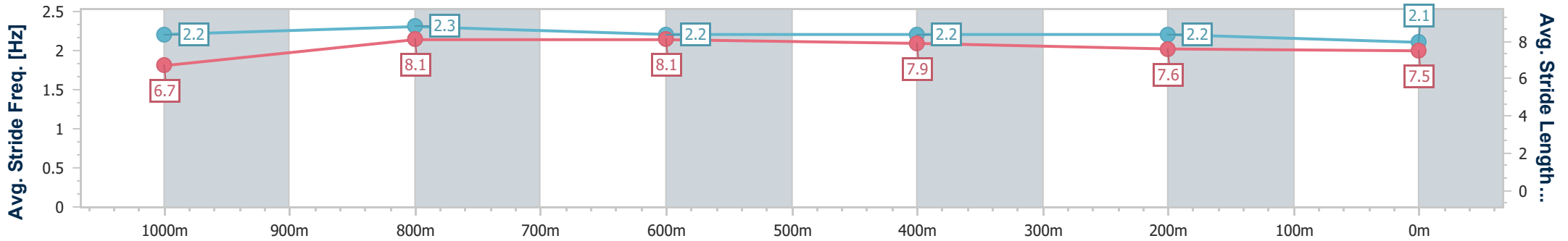
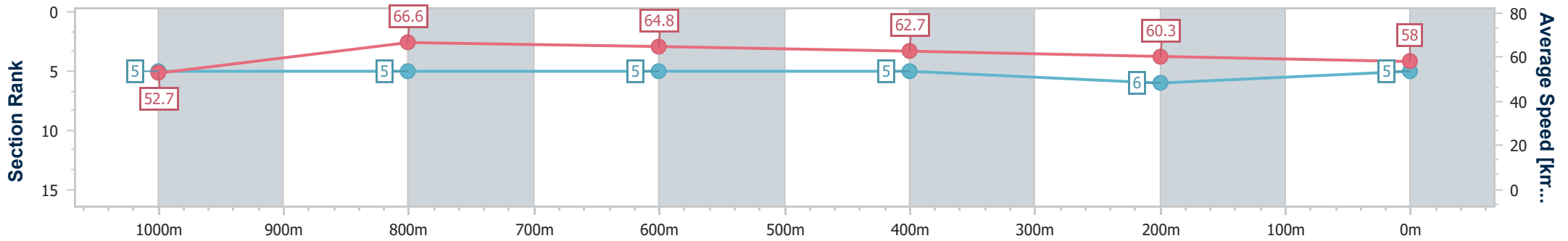
Race 7: JR Stephens & Co Maiden Handicap - 1200m

09 September 2023 - 16:27

Track Rating: Synthetic , Weather: Fine, Rail Position: True



Section	Overall	1000m	800m	600m	400m	200m
Section Times	1:11.95 [5] (0:13.67)	0:58.28 [5] (0:10.86)	0:47.42 [5] (0:11.29)	0:36.13 [5] (0:11.67)	0:24.46 [5] (0:12.01)	0:12.45 [6] (0:12.45)
Average Speed [km/h]	52.7	66.6	64.8	62.7	60.3	58.0
Top Speed [km/h]	67.4	67.6	65.2	65.2	61.0	59.6
Avg. Dist. to Rail [m]	2.1	1.0	3.0	3.2	3.2	5.2
Avg. Stride Freq. [Hz]	2.2	2.3	2.2	2.2	2.2	2.1
Avg. Stride Length [m]	6.7	8.1	8.1	7.9	7.6	7.5



- [] Ranking at each section and finish
- .-.- No data available at this section
- NA No data available



Horse/Jockey Name	Supidocharged
Final Rank	6
Fastest Section Time (Section)	0:10.93 (1000m)
Top Speed [km/h] (Section)	67.7 (1000m)
Race State	Finished



Aquis Park Gold Coast Poly QLD Professional

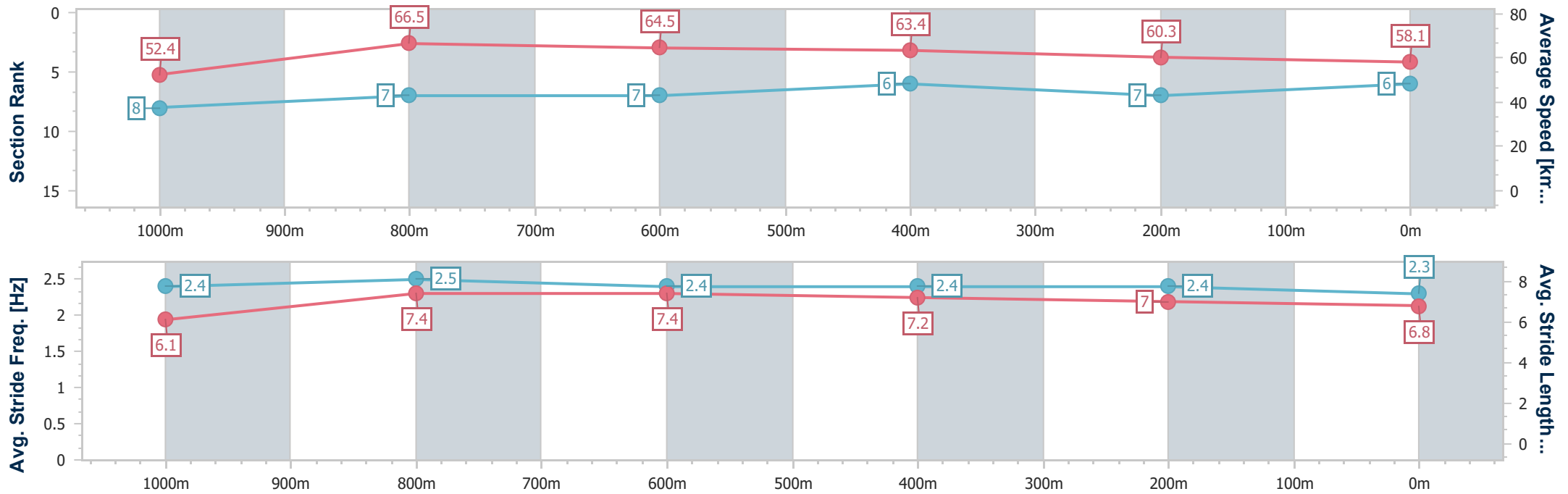
Race 7: JR Stephens & Co Maiden Handicap - 1200m

09 September 2023 - 16:27

Track Rating: Synthetic , Weather: Fine, Rail Position: True



Section	Overall	1000m	800m	600m	400m	200m
Section Times	1:11.95 [6] (0:13.76)	0:58.19 [8] (0:10.93)	0:47.26 [7] (0:11.39)	0:35.87 [7] (0:11.47)	0:24.40 [6] (0:11.96)	0:12.44 [7] (0:12.44)
Average Speed [km/h]	52.4	66.5	64.5	63.4	60.3	58.1
Top Speed [km/h]	66.7	67.7	65.4	65.3	61.8	60.1
Avg. Dist. to Rail [m]	6.7	3.4	3.4	2.5	1.4	2.5
Avg. Stride Freq. [Hz]	2.4	2.5	2.4	2.4	2.4	2.3
Avg. Stride Length [m]	6.1	7.4	7.4	7.2	7.0	6.8



- [] Ranking at each section and finish
- .-.- No data available at this section
- NA No data available



Horse/Jockey Name	Gold 'N' Glamorous
Final Rank	7
Fastest Section Time (Section)	0:10.73 (1000m)
Top Speed [km/h] (Section)	68.9 (1000m)
Race State	Finished



Aquis Park Gold Coast Poly QLD Professional

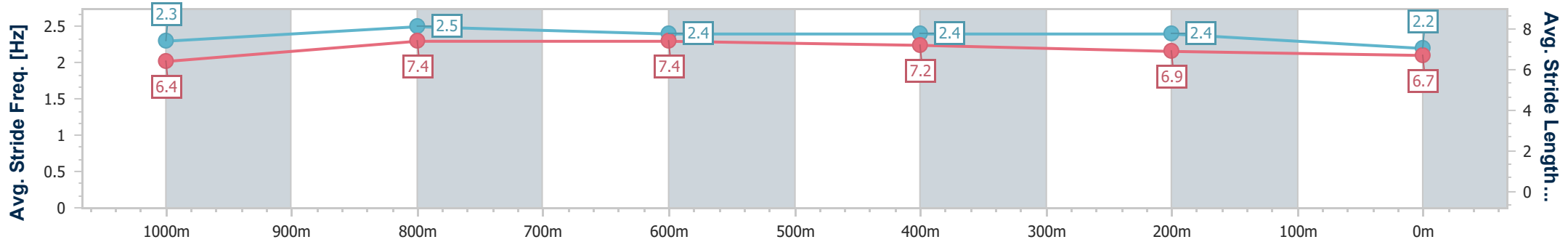
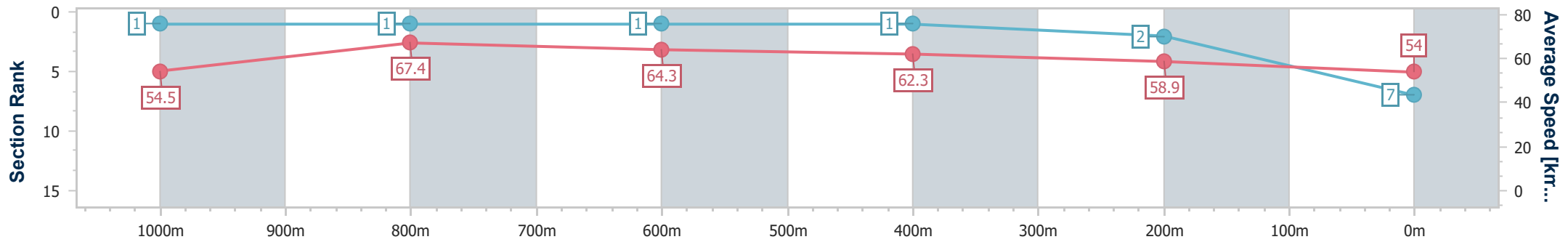
Race 7: JR Stephens & Co Maiden Handicap - 1200m

09 September 2023 - 16:27

Track Rating: Synthetic , Weather: Fine, Rail Position: True



Section	Overall	1000m	800m	600m	400m	200m
Section Times	1:12.44 [7] (0:13.22)	0:59.22 [1] (0:10.73)	0:48.49 [1] (0:11.32)	0:37.17 [1] (0:11.58)	0:25.59 [1] (0:12.21)	0:13.38 [2] (0:13.38)
Average Speed [km/h]	54.5	67.4	64.3	62.3	58.9	54.0
Top Speed [km/h]	68.8	68.9	65.6	64.8	60.7	57.1
Avg. Dist. to Rail [m]	7.3	2.2	2.2	0.6	0.5	1.4
Avg. Stride Freq. [Hz]	2.3	2.5	2.4	2.4	2.4	2.2
Avg. Stride Length [m]	6.4	7.4	7.4	7.2	6.9	6.7



- [] Ranking at each section and finish
- .-.- No data available at this section
- NA No data available



Horse/Jockey Name	Trust A Kitty
Final Rank	8
Fastest Section Time (Section)	0:10.99 (1000m)
Top Speed [km/h] (Section)	67.7 (Overall)
Race State	Finished



Aquis Park Gold Coast Poly QLD Professional

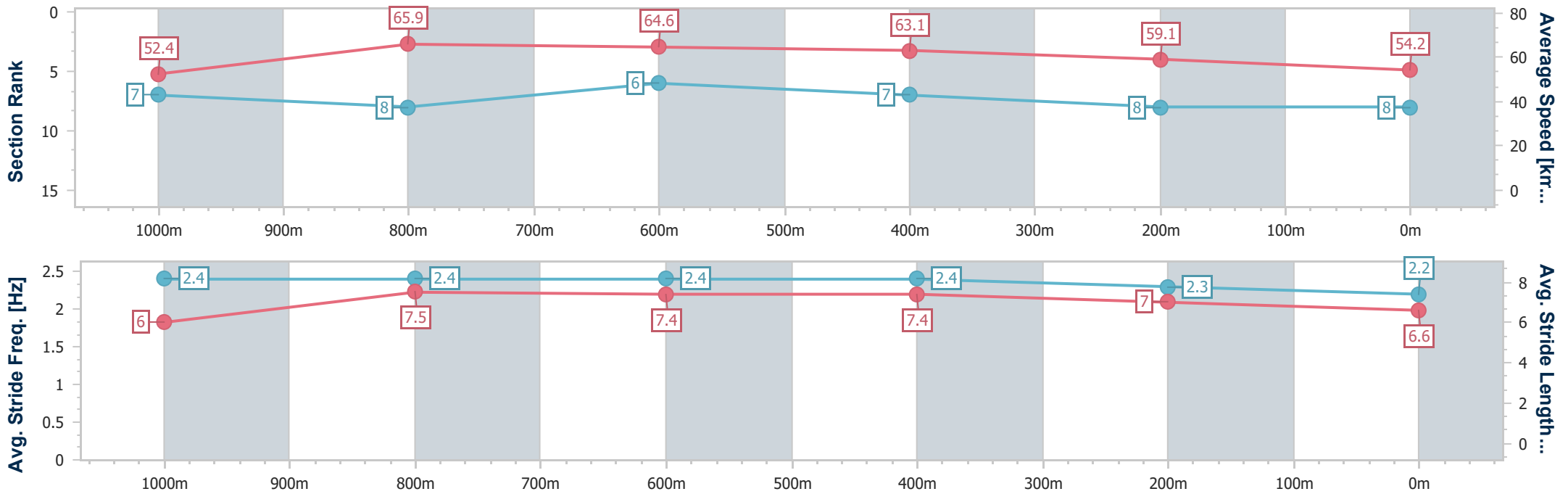
Race 7: JR Stephens & Co Maiden Handicap - 1200m



09 September 2023 - 16:27

Track Rating: Synthetic , Weather: Fine, Rail Position: True

Section	Overall	1000m	800m	600m	400m	200m
Section Times	1:13.20 [8] (0:13.75)	0:59.45 [7] (0:10.99)	0:48.46 [8] (0:11.25)	0:37.21 [6] (0:11.58)	0:25.63 [7] (0:12.31)	0:13.32 [8] (0:13.32)
Average Speed [km/h]	52.4	65.9	64.6	63.1	59.1	54.2
Top Speed [km/h]	67.7	67.4	65.7	66.1	61.2	56.8
Avg. Dist. to Rail [m]	4.1	2.2	1.9	2.5	5.0	6.4
Avg. Stride Freq. [Hz]	2.4	2.4	2.4	2.4	2.3	2.2
Avg. Stride Length [m]	6.0	7.5	7.4	7.4	7.0	6.6



- [] Ranking at each section and finish
- .-.- No data available at this section
- NA No data available



Horse/Jockey Name	Nutso
Final Rank	9
Fastest Section Time (Section)	0:10.93 (1000m)
Top Speed [km/h] (Section)	67.1 (1000m)
Race State	Finished



Aquis Park Gold Coast Poly QLD Professional

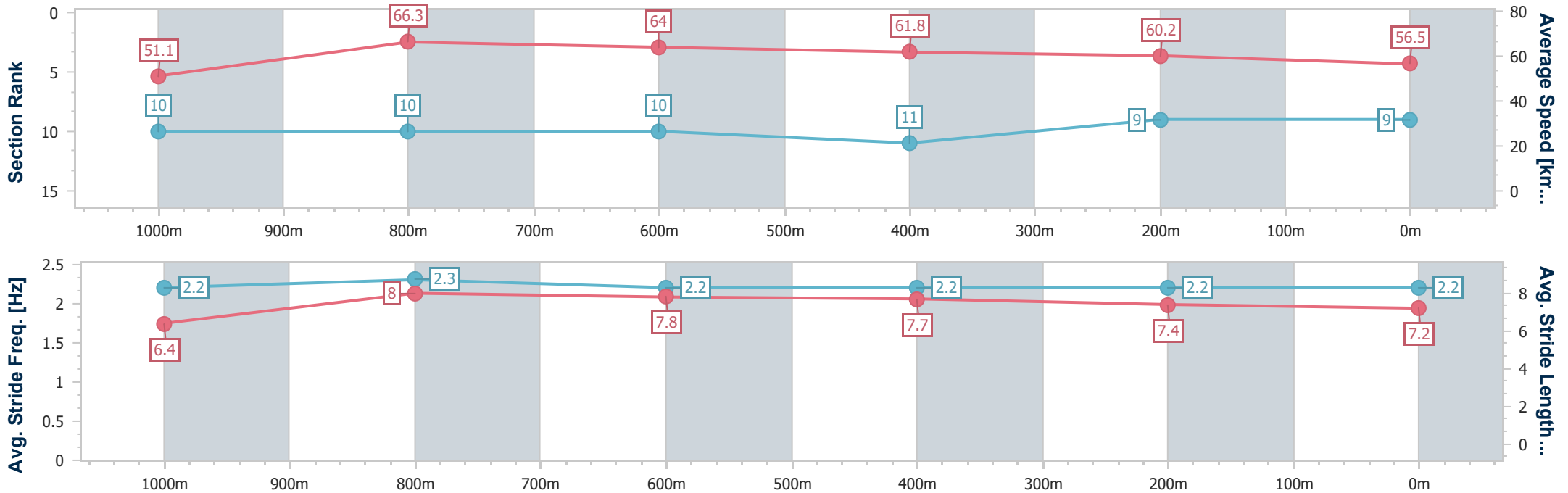
Race 7: JR Stephens & Co Maiden Handicap - 1200m

09 September 2023 - 16:27

Track Rating: Synthetic , Weather: Fine, Rail Position: True



Section	Overall	1000m	800m	600m	400m	200m
Section Times	1:13.21 [9] (0:14.11)	0:59.10 [10] (0:10.93)	0:48.17 [10] (0:11.43)	0:36.74 [10] (0:11.88)	0:24.86 [11] (0:12.09)	0:12.77 [9] (0:12.77)
Average Speed [km/h]	51.1	66.3	64.0	61.8	60.2	56.5
Top Speed [km/h]	66.4	67.1	65.2	63.8	61.7	59.3
Avg. Dist. to Rail [m]	4.6	3.0	2.9	4.3	5.6	7.9
Avg. Stride Freq. [Hz]	2.2	2.3	2.2	2.2	2.2	2.2
Avg. Stride Length [m]	6.4	8.0	7.8	7.7	7.4	7.2



- [] Ranking at each section and finish
- .-.- No data available at this section
- NA No data available



Horse/Jockey Name	Gris Amour
Final Rank	10
Fastest Section Time (Section)	0:11.14 (1000m)
Top Speed [km/h] (Section)	66.5 (Overall)
Race State	Finished



Aquis Park Gold Coast Poly QLD Professional

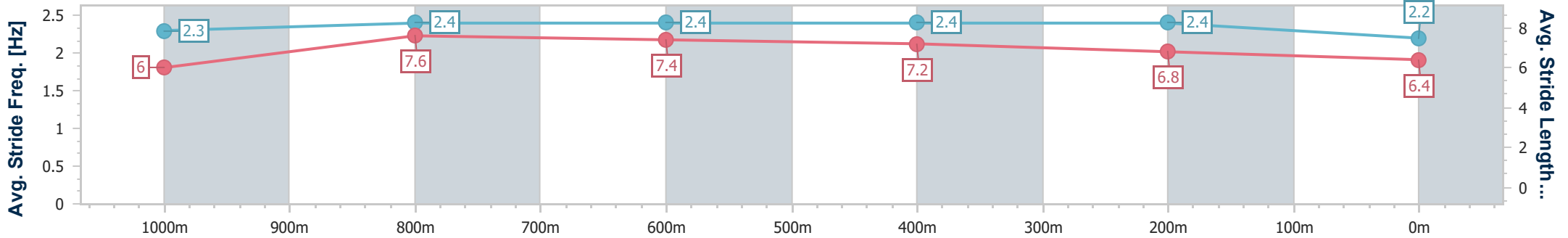
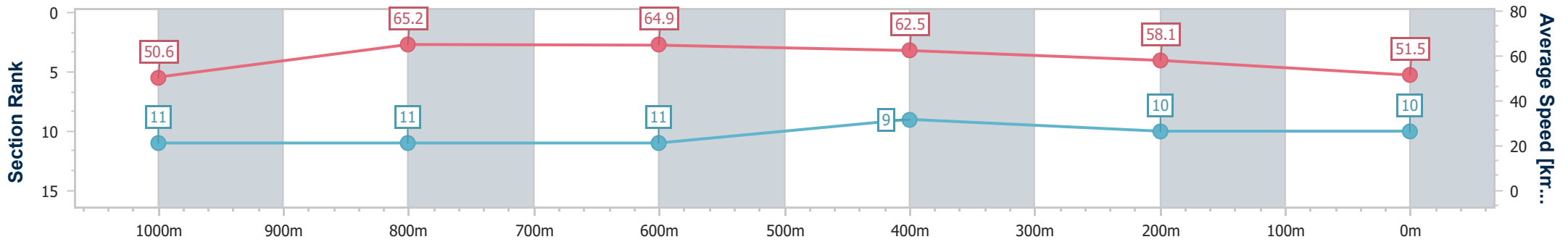
Race 7: JR Stephens & Co Maiden Handicap - 1200m

09 September 2023 - 16:27

Track Rating: Synthetic , Weather: Fine, Rail Position: True



Section	Overall	1000m	800m	600m	400m	200m
Section Times	1:14.63 [10] (0:14.26)	1:00.37 [11] (0:11.14)	0:49.23 [11] (0:11.23)	0:38.00 [11] (0:11.59)	0:26.41 [9] (0:12.43)	0:13.98 [10] (0:13.98)
Average Speed [km/h]	50.6	65.2	64.9	62.5	58.1	51.5
Top Speed [km/h]	66.5	66.2	65.8	65.3	60.2	55.2
Avg. Dist. to Rail [m]	2.5	2.3	2.1	1.4	1.8	2.8
Avg. Stride Freq. [Hz]	2.3	2.4	2.4	2.4	2.4	2.2
Avg. Stride Length [m]	6.0	7.6	7.4	7.2	6.8	6.4



- [] Ranking at each section and finish
- .-.- No data available at this section
- NA No data available



Horse/Jockey Name	Giselle's Gamble
Final Rank	11
Fastest Section Time (Section)	0:10.86 (1000m)
Top Speed [km/h] (Section)	68.3 (Overall)
Race State	Finished



Aquis Park Gold Coast Poly QLD Professional

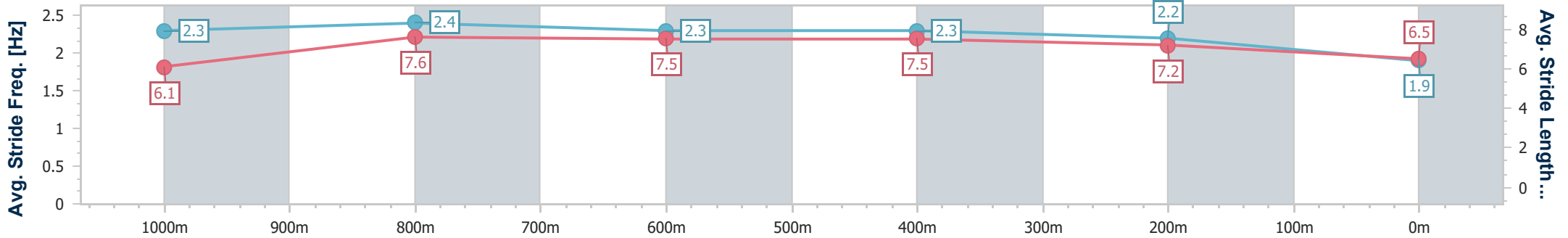
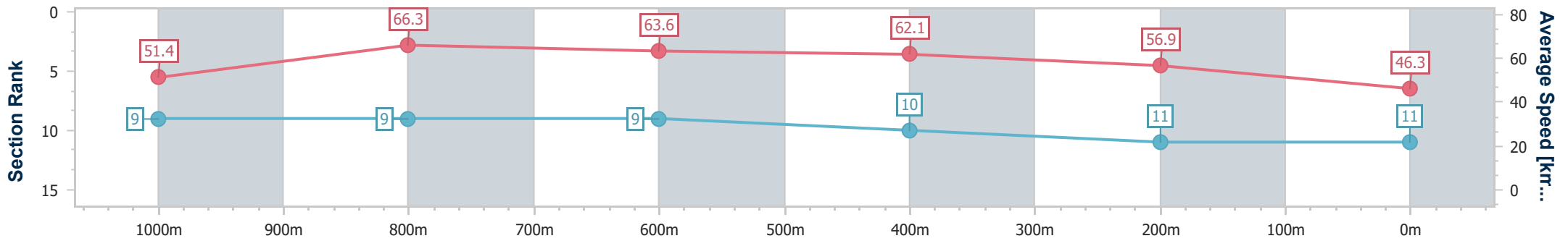
Race 7: JR Stephens & Co Maiden Handicap - 1200m

09 September 2023 - 16:27

Track Rating: Synthetic , Weather: Fine, Rail Position: True



Section	Overall	1000m	800m	600m	400m	200m
Section Times	1:16.70 [11] (0:14.02)	1:02.68 [9] (0:10.86)	0:51.82 [9] (0:11.45)	0:40.37 [9] (0:11.92)	0:28.45 [10] (0:12.87)	0:15.58 [11] (0:15.58)
Average Speed [km/h]	51.4	66.3	63.6	62.1	56.9	46.3
Top Speed [km/h]	68.3	66.9	64.6	64.4	59.8	52.7
Avg. Dist. to Rail [m]	1.8	0.5	2.1	5.3	8.9	11.5
Avg. Stride Freq. [Hz]	2.3	2.4	2.3	2.3	2.2	1.9
Avg. Stride Length [m]	6.1	7.6	7.5	7.5	7.2	6.5



- [] Ranking at each section and finish
- .-.- No data available at this section
- NA No data available