



# Doomben QLD Professional

## Race 3: SKY RACING BENCHMARK 70 Handicap - 1615m

09 September 2023 - 13:08



BRISBANE  
RACING CLUB

Track Rating: Good 4, Weather: Fine, Rail Position: +2.5m Entire

Section													
Field Times		Overall	1400m	1200m	1000m	800m	600m	400m	Last 600m				
		1:36.82 (0:14.65)	1:22.17 (0:11.28)	1:10.89 (0:11.93)	0:58.96 (0:12.22)	0:46.74 (0:12.30)	0:34.44 (0:11.65)	0:22.79 (0:11.16)	0:34.44				
Rank	TAB Horse/Jockey	Barrier	Top Speed [km/h]	Fastest Section									Distance Travelled [m]
1	9 <b>MAGIC CONQUEROR</b> Angela Jones	7	65.6 400m	0:11.05 400m	1:36.82 [1] (0:14.67)	1:22.15 [2] (0:11.57)	1:10.58 [2] (0:11.87)	0:58.71 [2] (0:12.19)	0:46.52 [2] (0:12.25)	0:34.27 [2] (0:11.62)	0:22.65 [2] (0:11.05)	0:34.27	
2	11 <b>DARK HARMONY</b> Kyle Wilson-Taylor	4	65.5 400m	0:11.16 400m	1:36.90 [2] (0:14.65)	1:22.25 [1] (0:11.28)	1:10.97 [1] (0:11.93)	0:59.04 [1] (0:12.22)	0:46.82 [1] (0:12.30)	0:34.52 [1] (0:11.65)	0:22.87 [1] (0:11.16)	0:34.52	-6
3	3 <b>SMYTZER</b> Cejay Graham	5	66.3 400m	0:11.00 400m	1:36.91 [3] (0:14.96)	1:21.95 [3] (0:11.40)	1:10.55 [3] (0:11.79)	0:58.76 [3] (0:12.26)	0:46.50 [3] (0:12.23)	0:34.27 [3] (0:11.75)	0:22.52 [3] (0:11.00)	0:34.27	-7
4	6 <b>SHEZA FIRECRACKER</b> Bailey Wheeler	2	67.2 400m	0:10.91 400m	1:37.21 [4] (0:15.50)	1:21.71 [7] (0:11.50)	1:10.21 [7] (0:11.89)	0:58.32 [8] (0:12.16)	0:46.16 [8] (0:12.24)	0:33.92 [8] (0:11.54)	0:22.38 [8] (0:10.91)	0:33.92	-2
5	4 <b>RAGING POLE</b> Melea Castle	3	67.3 400m	0:10.96 400m	1:37.23 [5] (0:15.58)	1:21.65 [8] (0:11.53)	1:10.12 [8] (0:11.74)	0:58.38 [7] (0:12.17)	0:46.21 [7] (0:12.16)	0:34.05 [7] (0:11.51)	0:22.54 [7] (0:10.96)	0:34.05	-4
6	12 <b>YANGARI</b> Ben Thompson	1	66.3 400m	0:11.04 400m	1:37.31 [6] (0:15.18)	1:22.13 [5] (0:11.63)	1:10.50 [5] (0:11.69)	0:58.81 [5] (0:12.23)	0:46.58 [6] (0:12.21)	0:34.37 [5] (0:11.68)	0:22.69 [4] (0:11.04)	0:34.37	-5
7	2 <b>MONTABOT</b> Damien Thornton	10	67.2 400m	0:10.95 400m	1:37.37 [7] (0:15.78)	1:21.59 [9] (0:11.58)	1:10.01 [10] (0:11.86)	0:58.15 [10] (0:12.16)	0:45.99 [10] (0:12.23)	0:33.76 [10] (0:11.47)	0:22.29 [10] (0:10.95)	0:33.76	+0
8	8 <b>ANCIENT EGYPT</b> James Orman	14	66.3 400m	0:10.97 400m	1:37.39 [8] (0:15.82)	1:21.57 [10] (0:11.50)	1:10.07 [9] (0:11.81)	0:58.26 [9] (0:12.13)	0:46.13 [9] (0:12.16)	0:33.97 [9] (0:11.43)	0:22.54 [9] (0:10.97)	0:33.97	-7
9	15 <b>SHEPPEY</b> Samantha Collett	12	66.5 400m	0:11.10 400m	1:37.60 [9] (0:15.32)	1:22.28 [6] (0:11.53)	1:10.75 [6] (0:11.66)	0:59.09 [6] (0:12.14)	0:46.95 [5] (0:12.32)	0:34.63 [6] (0:11.66)	0:22.97 [5] (0:11.10)	0:34.63	+4
10	10 <b>CRACK OF DOOM</b> Mark Du Plessis	13	64.7 400m	0:11.37 400m	1:38.13 [10] (0:15.03)	1:23.10 [4] (0:11.47)	1:11.63 [4] (0:11.87)	0:59.76 [4] (0:12.15)	0:47.61 [4] (0:12.24)	0:35.37 [4] (0:11.90)	0:23.47 [6] (0:11.37)	0:35.37	+0

Scratched: Regal Pom (#1), Telephone Booth (#7), Early Thoughts (#5), Sebring Girl (#13), All's Fair (#14)

[ ] Ranking at each section and finish  
 -:-:- No data available at this section  
 NA No data available

SCN Saddle cloth number  
 DNF Did not finish  
 DNT Did not track



# Doomben QLD Professional

## Race 3: SKY RACING BENCHMARK 70 Handicap - 1615m

09 September 2023 - 13:08



BRISBANE  
RACING CLUB

Track Rating: Good 4, Weather: Fine, Rail Position: +2.5m Entire

Section				200m				Last 600m	
Field Times				0:11.63 (0:11.63)				0:34.44	
Rank	TAB Horse/Jockey	Barrier	Top Speed [km/h]	Fastest Section	Margin			Distance Travelled [m]	
1	9 <b>MAGIC CONQUEROR</b> Angela Jones	7	65.6 400m	0:11.05 400m	0:11.60 [2] (0:11.60)	1:36.82		0:34.27	
2	11 <b>DARK HARMONY</b> Kyle Wilson-Taylor	4	65.5 400m	0:11.16 400m	0:11.71 [1] (0:11.71)	0.49L		0:34.52	-6
3	3 <b>SMYTZER</b> Cejay Graham	5	66.3 400m	0:11.00 400m	0:11.52 [3] (0:11.52)	0.53L		0:34.27	-7
4	6 <b>SHEZA FIRECRACKER</b> Bailey Wheeler	2	67.2 400m	0:10.91 400m	0:11.47 [7] (0:11.47)	2.28L		0:33.92	-2
5	4 <b>RAGING POLE</b> Melea Castle	3	67.3 400m	0:10.96 400m	0:11.58 [4] (0:11.58)	2.43L		0:34.05	-4
6	12 <b>YANGARI</b> Ben Thompson	1	66.3 400m	0:11.04 400m	0:11.65 [5] (0:11.65)	2.91L		0:34.37	-5
7	2 <b>MONTABOT</b> Damien Thornton	10	67.2 400m	0:10.95 400m	0:11.34 [9] (0:11.34)	3.25L		0:33.76	+0
8	8 <b>ANCIENT EGYPT</b> James Orman	14	66.3 400m	0:10.97 400m	0:11.57 [8] (0:11.57)	3.33L		0:33.97	-7
9	15 <b>SHEPPEY</b> Samantha Collett	12	66.5 400m	0:11.10 400m	0:11.87 [6] (0:11.87)	4.62L		0:34.63	+4
10	10 <b>CRACK OF DOOM</b> Mark Du Plessis	13	64.7 400m	0:11.37 400m	0:12.10 [10] (0:12.10)	7.69L		0:35.37	+0

Scratched: Regal Pom (#1), Telephone Booth (#7), Early Thoughts (#5), Sebring Girl (#13), All's Fair (#14)

[ ] Ranking at each section and finish  
-:--:-- No data available at this section  
NA No data available

SCN Saddle cloth number  
DNF Did not finish  
DNT Did not track



Horse/Jockey Name	Magic Conqueror
Final Rank	1
Fastest Section Time (Section)	0:11.05 (400m)
Top Speed [km/h] (Section)	65.6 (400m)
Race State	Finished



Doomben QLD Professional

Race 3: SKY RACING BENCHMARK 70 Handicap - 1615m

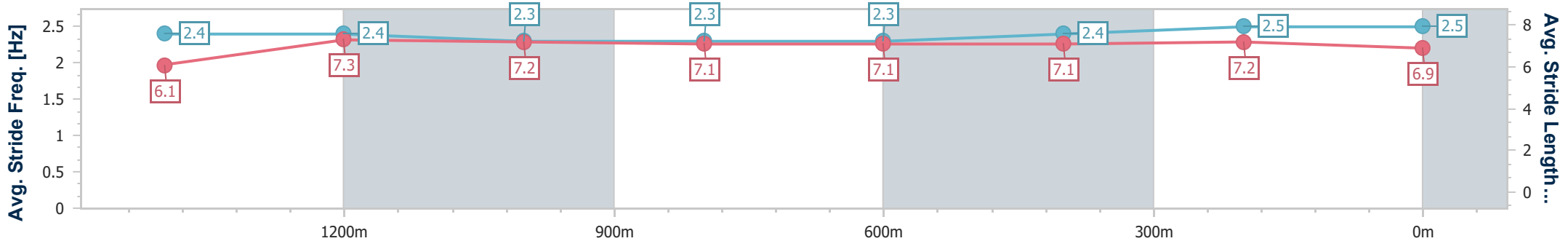
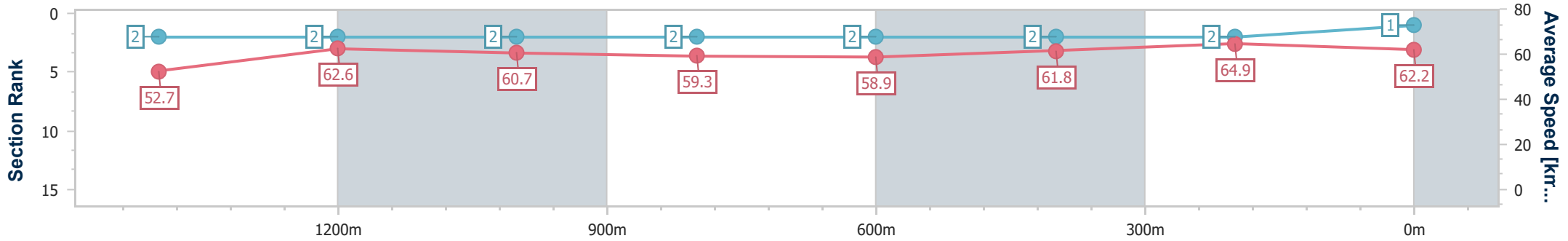
09 September 2023 - 13:08

Track Rating: Good 4, Weather: Fine, Rail Position: +2.5m Entire



BRISBANE RACING CLUB

Section	Overall	1400m	1200m	1000m	800m	600m	400m	200m
Section Times	1:36.82 [1] (0:14.67)	1:22.15 [2] (0:11.57)	1:10.58 [2] (0:11.87)	0:58.71 [2] (0:12.19)	0:46.52 [2] (0:12.25)	0:34.27 [2] (0:11.62)	0:22.65 [2] (0:11.05)	0:11.60 [2] (0:11.60)
Average Speed [km/h]	52.7	62.6	60.7	59.3	58.9	61.8	64.9	62.2
Top Speed [km/h]	64.8	64.9	61.9	60.3	59.7	64.0	65.6	64.3
Avg. Dist. to Rail [m]	2.4	1.0	1.7	1.5	0.5	0.6	1.1	1.6
Avg. Stride Freq. [Hz]	2.4	2.4	2.3	2.3	2.3	2.4	2.5	2.5
Avg. Stride Length [m]	6.1	7.3	7.2	7.1	7.1	7.1	7.2	6.9



- [ ] Ranking at each section and finish
- .-.-.- No data available at this section
- NA No data available



Horse/Jockey Name	Dark Harmony
Final Rank	2
Fastest Section Time (Section)	0:11.16 (400m)
Top Speed [km/h] (Section)	65.5 (400m)
Race State	Finished



Doomben QLD Professional

Race 3: SKY RACING BENCHMARK 70 Handicap - 1615m

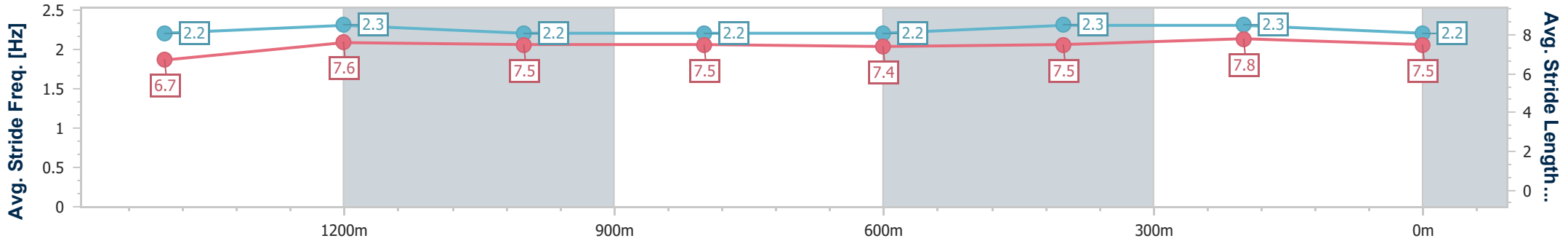
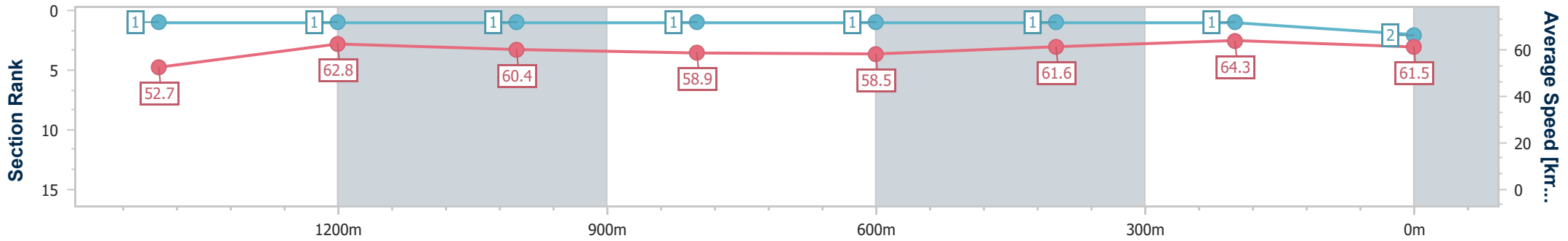
09 September 2023 - 13:08

Track Rating: Good 4, Weather: Fine, Rail Position: +2.5m Entire



BRISBANE RACING CLUB

Section	Overall	1400m	1200m	1000m	800m	600m	400m	200m
Section Times	1:36.90 [2] (0:14.65)	1:22.25 [1] (0:11.28)	1:10.97 [1] (0:11.93)	0:59.04 [1] (0:12.22)	0:46.82 [1] (0:12.30)	0:34.52 [1] (0:11.65)	0:22.87 [1] (0:11.16)	0:11.71 [1] (0:11.71)
Average Speed [km/h]	52.7	62.8	60.4	58.9	58.5	61.6	64.3	61.5
Top Speed [km/h]	65.4	65.3	61.6	59.5	60.0	63.3	65.5	63.5
Avg. Dist. to Rail [m]	1.0	2.4	0.8	0.5	0.2	0.7	1.5	0.8
Avg. Stride Freq. [Hz]	2.2	2.3	2.2	2.2	2.2	2.3	2.3	2.2
Avg. Stride Length [m]	6.7	7.6	7.5	7.5	7.4	7.5	7.8	7.5



- [ ] Ranking at each section and finish
- .-.- No data available at this section
- NA No data available



Horse/Jockey Name	Smytzer
Final Rank	3
Fastest Section Time (Section)	0:11.00 (400m)
Top Speed [km/h] (Section)	66.3 (400m)
Race State	Finished



Doomben QLD Professional

Race 3: SKY RACING BENCHMARK 70 Handicap - 1615m

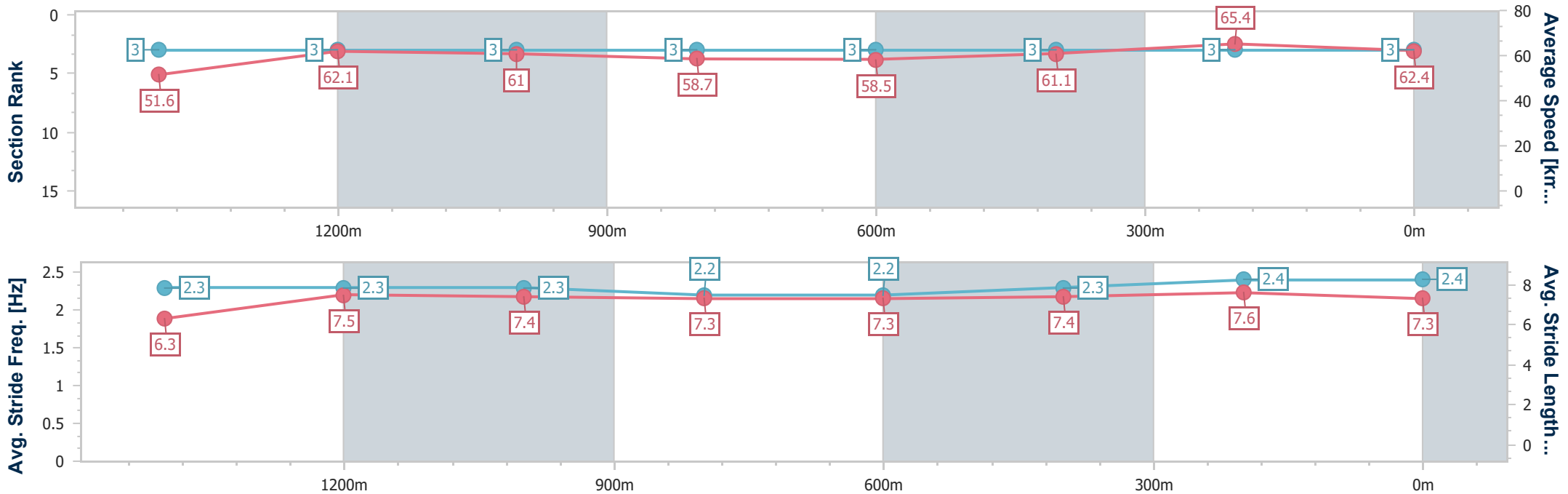
09 September 2023 - 13:08

Track Rating: Good 4, Weather: Fine, Rail Position: +2.5m Entire



BRISBANE RACING CLUB

Section	Overall	1400m	1200m	1000m	800m	600m	400m	200m
Section Times	1:36.91 [3] (0:14.96)	1:21.95 [3] (0:11.40)	1:10.55 [3] (0:11.79)	0:58.76 [3] (0:12.26)	0:46.50 [3] (0:12.23)	0:34.27 [3] (0:11.75)	0:22.52 [3] (0:11.00)	0:11.52 [3] (0:11.52)
Average Speed [km/h]	51.6	62.1	61.0	58.7	58.5	61.1	65.4	62.4
Top Speed [km/h]	64.7	63.4	61.8	59.3	60.0	64.9	66.3	65.2
Avg. Dist. to Rail [m]	1.4	2.7	1.3	0.7	0.8	0.7	0.6	2.1
Avg. Stride Freq. [Hz]	2.3	2.3	2.3	2.2	2.2	2.3	2.4	2.4
Avg. Stride Length [m]	6.3	7.5	7.4	7.3	7.3	7.4	7.6	7.3



- [ ] Ranking at each section and finish
- .-.- No data available at this section
- NA No data available



Horse/Jockey Name	Sheza Firecracker
Final Rank	4
Fastest Section Time (Section)	0:10.91 (400m)
Top Speed [km/h] (Section)	67.2 (400m)
Race State	Finished



Doomben QLD Professional

Race 3: SKY RACING BENCHMARK 70 Handicap - 1615m

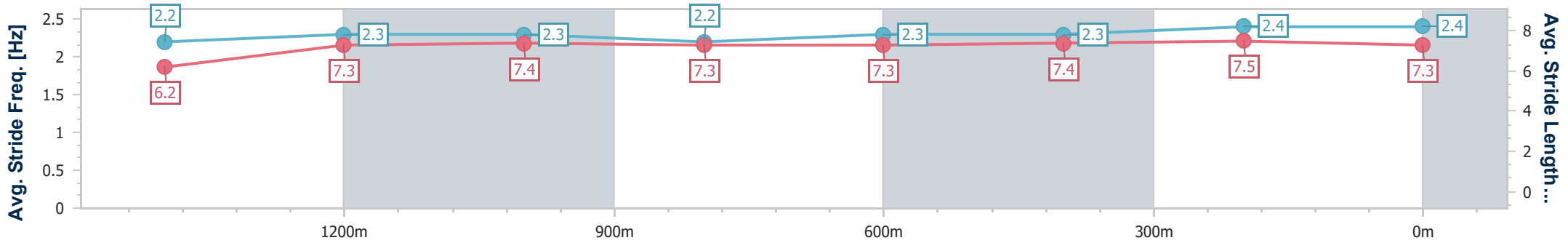
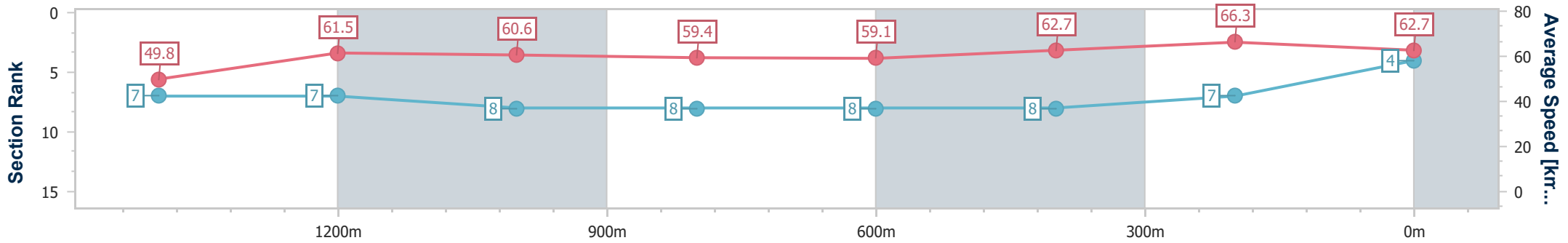
09 September 2023 - 13:08

Track Rating: Good 4, Weather: Fine, Rail Position: +2.5m Entire



BRISBANE RACING CLUB

Section	Overall	1400m	1200m	1000m	800m	600m	400m	200m
Section Times	1:37.21 [4] (0:15.50)	1:21.71 [7] (0:11.50)	1:10.21 [7] (0:11.89)	0:58.32 [8] (0:12.16)	0:46.16 [8] (0:12.24)	0:33.92 [8] (0:11.54)	0:22.38 [8] (0:10.91)	0:11.47 [7] (0:11.47)
Average Speed [km/h]	49.8	61.5	60.6	59.4	59.1	62.7	66.3	62.7
Top Speed [km/h]	62.1	63.6	62.7	62.4	60.7	65.2	67.2	66.1
Avg. Dist. to Rail [m]	2.2	2.3	0.5	0.7	0.9	1.1	4.0	7.7
Avg. Stride Freq. [Hz]	2.2	2.3	2.3	2.2	2.3	2.3	2.4	2.4
Avg. Stride Length [m]	6.2	7.3	7.4	7.3	7.3	7.4	7.5	7.3



- [ ] Ranking at each section and finish
- .-.- No data available at this section
- NA No data available



Horse/Jockey Name	Raging Pole
Final Rank	5
Fastest Section Time (Section)	0:10.96 (400m)
Top Speed [km/h] (Section)	67.3 (400m)
Race State	Finished



Doomben QLD Professional

Race 3: SKY RACING BENCHMARK 70 Handicap - 1615m

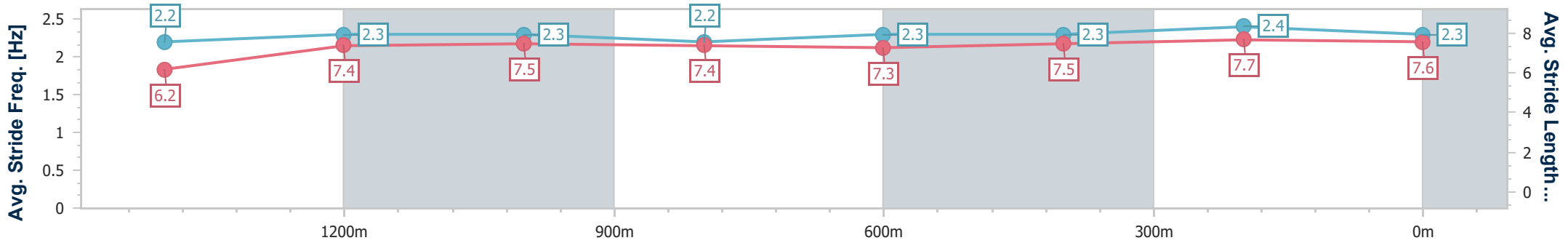
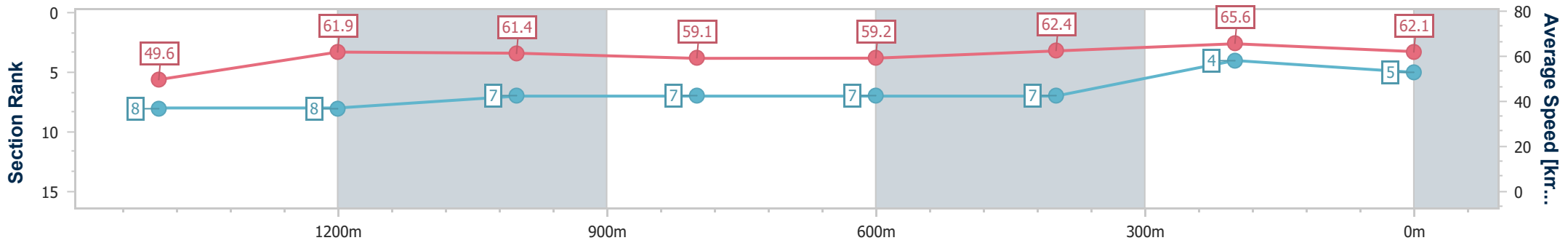
09 September 2023 - 13:08

Track Rating: Good 4, Weather: Fine, Rail Position: +2.5m Entire



BRISBANE RACING CLUB

Section	Overall	1400m	1200m	1000m	800m	600m	400m	200m
Section Times	1:37.23 [5] (0:15.58)	1:21.65 [8] (0:11.53)	1:10.12 [8] (0:11.74)	0:58.38 [7] (0:12.17)	0:46.21 [7] (0:12.16)	0:34.05 [7] (0:11.51)	0:22.54 [7] (0:10.96)	0:11.58 [4] (0:11.58)
Average Speed [km/h]	49.6	61.9	61.4	59.1	59.2	62.4	65.6	62.1
Top Speed [km/h]	62.4	63.0	63.1	63.0	60.5	64.2	67.3	64.7
Avg. Dist. to Rail [m]	0.9	1.1	0.1	0.2	0.2	0.5	0.9	3.8
Avg. Stride Freq. [Hz]	2.2	2.3	2.3	2.2	2.3	2.3	2.4	2.3
Avg. Stride Length [m]	6.2	7.4	7.5	7.4	7.3	7.5	7.7	7.6



- [ ] Ranking at each section and finish
- .-.- No data available at this section
- NA No data available



Horse/Jockey Name	Yangari
Final Rank	6
Fastest Section Time (Section)	0:11.04 (400m)
Top Speed [km/h] (Section)	66.3 (400m)
Race State	Finished



Doomben QLD Professional

Race 3: SKY RACING BENCHMARK 70 Handicap - 1615m

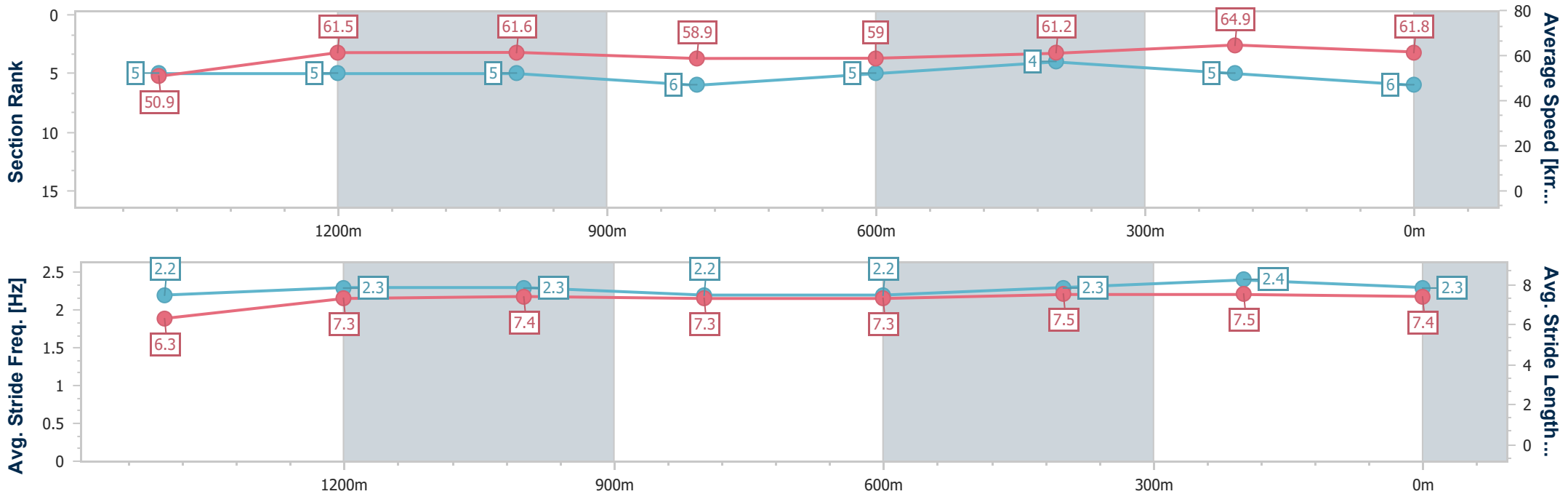
09 September 2023 - 13:08

Track Rating: Good 4, Weather: Fine, Rail Position: +2.5m Entire



BRISBANE RACING CLUB

Section	Overall	1400m	1200m	1000m	800m	600m	400m	200m
Section Times	1:37.31 [6] (0:15.18)	1:22.13 [5] (0:11.63)	1:10.50 [5] (0:11.69)	0:58.81 [5] (0:12.23)	0:46.58 [6] (0:12.21)	0:34.37 [5] (0:11.68)	0:22.69 [4] (0:11.04)	0:11.65 [5] (0:11.65)
Average Speed [km/h]	50.9	61.5	61.6	58.9	59.0	61.2	64.9	61.8
Top Speed [km/h]	62.8	62.4	62.3	60.8	60.4	64.4	66.3	64.2
Avg. Dist. to Rail [m]	1.5	0.9	0.1	0.2	0.2	1.2	2.2	0.9
Avg. Stride Freq. [Hz]	2.2	2.3	2.3	2.2	2.2	2.3	2.4	2.3
Avg. Stride Length [m]	6.3	7.3	7.4	7.3	7.3	7.5	7.5	7.4



- [ ] Ranking at each section and finish
- .-.- No data available at this section
- NA No data available





Horse/Jockey Name	Montabot
Final Rank	7
Fastest Section Time (Section)	0:10.95 (400m)
Top Speed [km/h] (Section)	67.2 (400m)
Race State	Finished



Doomben QLD Professional

Race 3: SKY RACING BENCHMARK 70 Handicap - 1615m

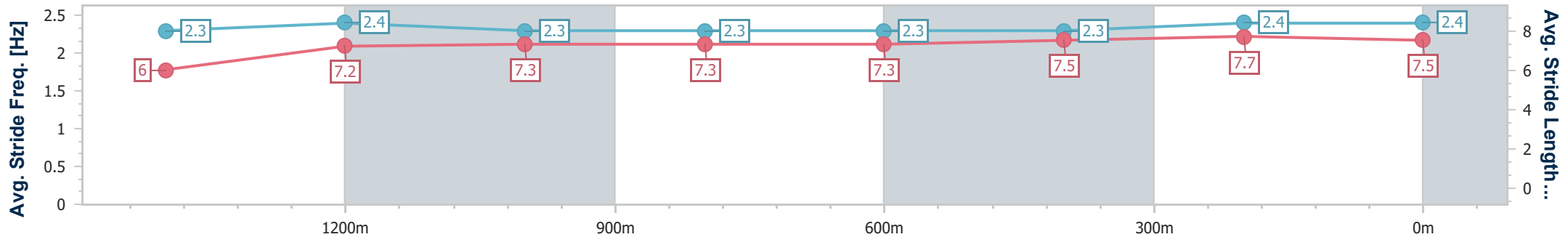
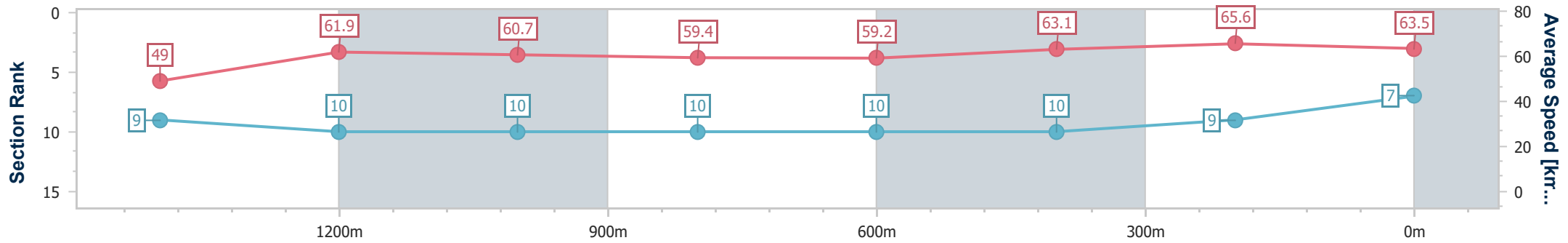
09 September 2023 - 13:08

Track Rating: Good 4, Weather: Fine, Rail Position: +2.5m Entire



BRISBANE RACING CLUB

Section	Overall	1400m	1200m	1000m	800m	600m	400m	200m
Section Times	1:37.37 [7] (0:15.78)	1:21.59 [9] (0:11.58)	1:10.01 [10] (0:11.86)	0:58.15 [10] (0:12.16)	0:45.99 [10] (0:12.23)	0:33.76 [10] (0:11.47)	0:22.29 [10] (0:10.95)	0:11.34 [9] (0:11.34)
Average Speed [km/h]	49.0	61.9	60.7	59.4	59.2	63.1	65.6	63.5
Top Speed [km/h]	63.2	63.1	62.3	62.8	61.6	65.2	67.2	65.7
Avg. Dist. to Rail [m]	1.8	0.8	1.2	1.0	1.4	0.9	2.2	6.9
Avg. Stride Freq. [Hz]	2.3	2.4	2.3	2.3	2.3	2.3	2.4	2.4
Avg. Stride Length [m]	6.0	7.2	7.3	7.3	7.3	7.5	7.7	7.5



- [ ] Ranking at each section and finish
- .-.- No data available at this section
- NA No data available



Horse/Jockey Name	Ancient Egypt
Final Rank	8
Fastest Section Time (Section)	0:10.97 (400m)
Top Speed [km/h] (Section)	66.3 (400m)
Race State	Finished



Doomben QLD Professional

Race 3: SKY RACING BENCHMARK 70 Handicap - 1615m

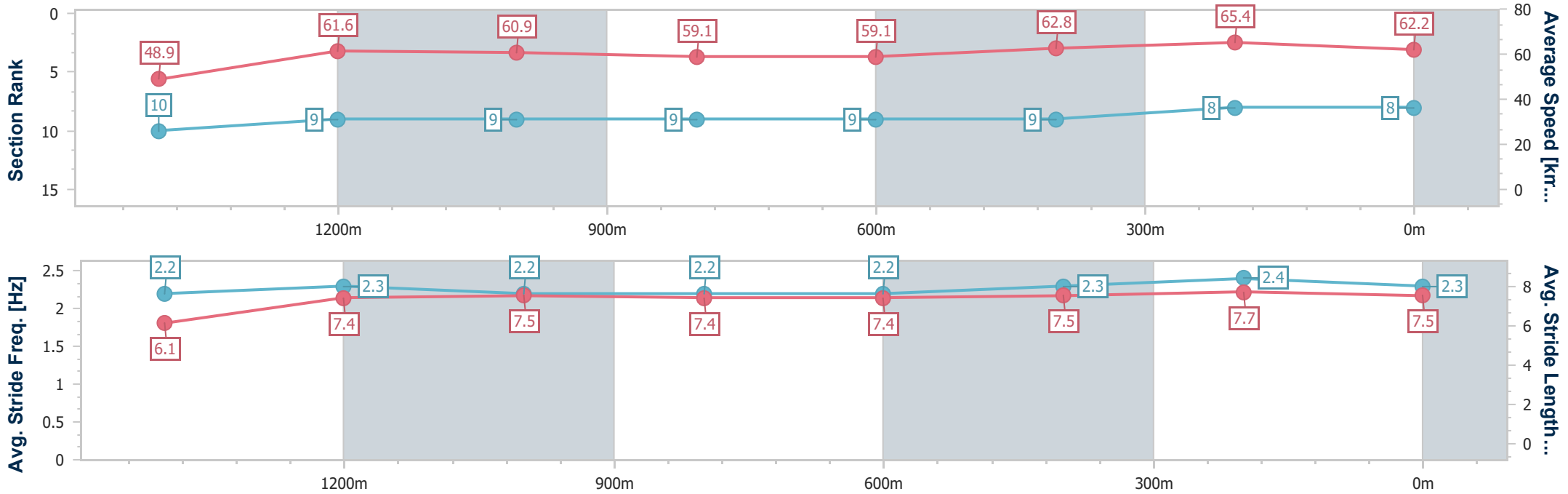
09 September 2023 - 13:08

Track Rating: Good 4, Weather: Fine, Rail Position: +2.5m Entire



BRISBANE RACING CLUB

Section	Overall	1400m	1200m	1000m	800m	600m	400m	200m
Section Times	1:37.39 [8] (0:15.82)	1:21.57 [10] (0:11.50)	1:10.07 [9] (0:11.81)	0:58.26 [9] (0:12.13)	0:46.13 [9] (0:12.16)	0:33.97 [9] (0:11.43)	0:22.54 [9] (0:10.97)	0:11.57 [8] (0:11.57)
Average Speed [km/h]	48.9	61.6	60.9	59.1	59.1	62.8	65.4	62.2
Top Speed [km/h]	63.5	62.3	63.0	63.4	60.3	64.3	66.3	65.1
Avg. Dist. to Rail [m]	3.6	2.4	1.9	1.3	0.5	0.7	0.7	2.1
Avg. Stride Freq. [Hz]	2.2	2.3	2.2	2.2	2.2	2.3	2.4	2.3
Avg. Stride Length [m]	6.1	7.4	7.5	7.4	7.4	7.5	7.7	7.5



- [ ] Ranking at each section and finish
- .-.- No data available at this section
- NA No data available



Horse/Jockey Name	Sheppey
Final Rank	9
Fastest Section Time (Section)	0:11.10 (400m)
Top Speed [km/h] (Section)	66.5 (400m)
Race State	Finished



Doomben QLD Professional

Race 3: SKY RACING BENCHMARK 70 Handicap - 1615m

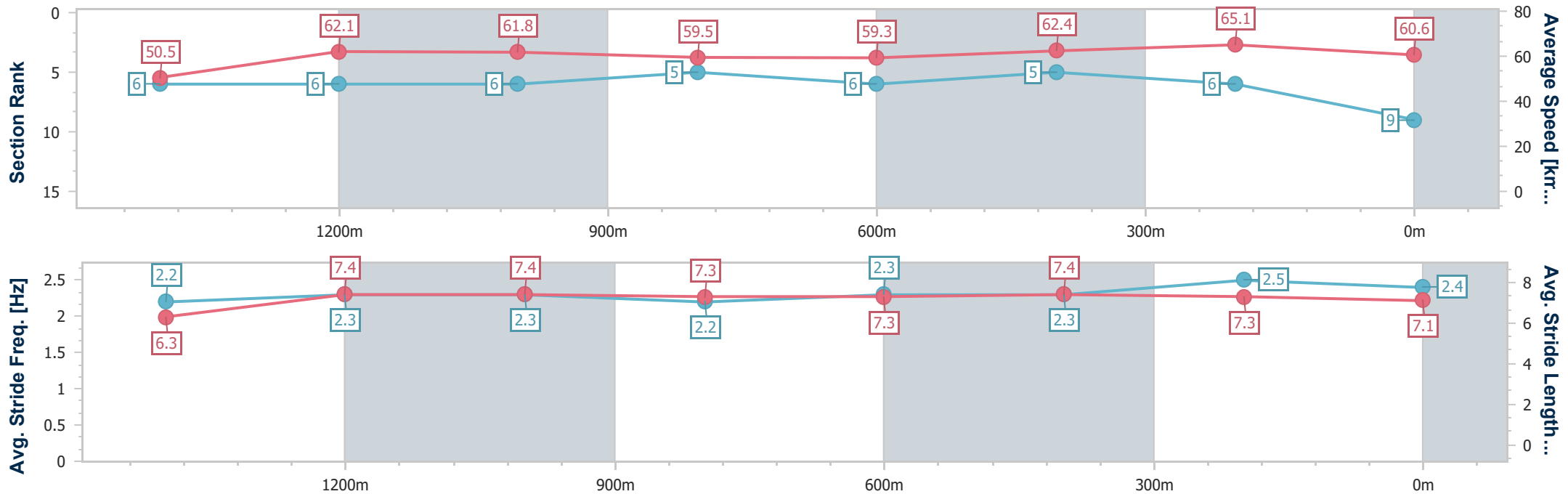
09 September 2023 - 13:08

Track Rating: Good 4, Weather: Fine, Rail Position: +2.5m Entire



BRISBANE RACING CLUB

Section	Overall	1400m	1200m	1000m	800m	600m	400m	200m
Section Times	1:37.60 [9] (0:15.32)	1:22.28 [6] (0:11.53)	1:10.75 [6] (0:11.66)	0:59.09 [6] (0:12.14)	0:46.95 [5] (0:12.32)	0:34.63 [6] (0:11.66)	0:22.97 [5] (0:11.10)	0:11.87 [6] (0:11.87)
Average Speed [km/h]	50.5	62.1	61.8	59.5	59.3	62.4	65.1	60.6
Top Speed [km/h]	63.8	64.0	63.0	60.3	61.3	65.3	66.5	65.2
Avg. Dist. to Rail [m]	2.6	0.9	0.2	0.7	2.7	2.1	1.9	4.8
Avg. Stride Freq. [Hz]	2.2	2.3	2.3	2.2	2.3	2.3	2.5	2.4
Avg. Stride Length [m]	6.3	7.4	7.4	7.3	7.3	7.4	7.3	7.1



- [ ] Ranking at each section and finish
- .-.- No data available at this section
- NA No data available



Horse/Jockey Name	Crack Of Doom
Final Rank	10
Fastest Section Time (Section)	0:11.37 (400m)
Top Speed [km/h] (Section)	64.7 (400m)
Race State	Finished



Doomben QLD Professional

Race 3: SKY RACING BENCHMARK 70 Handicap - 1615m

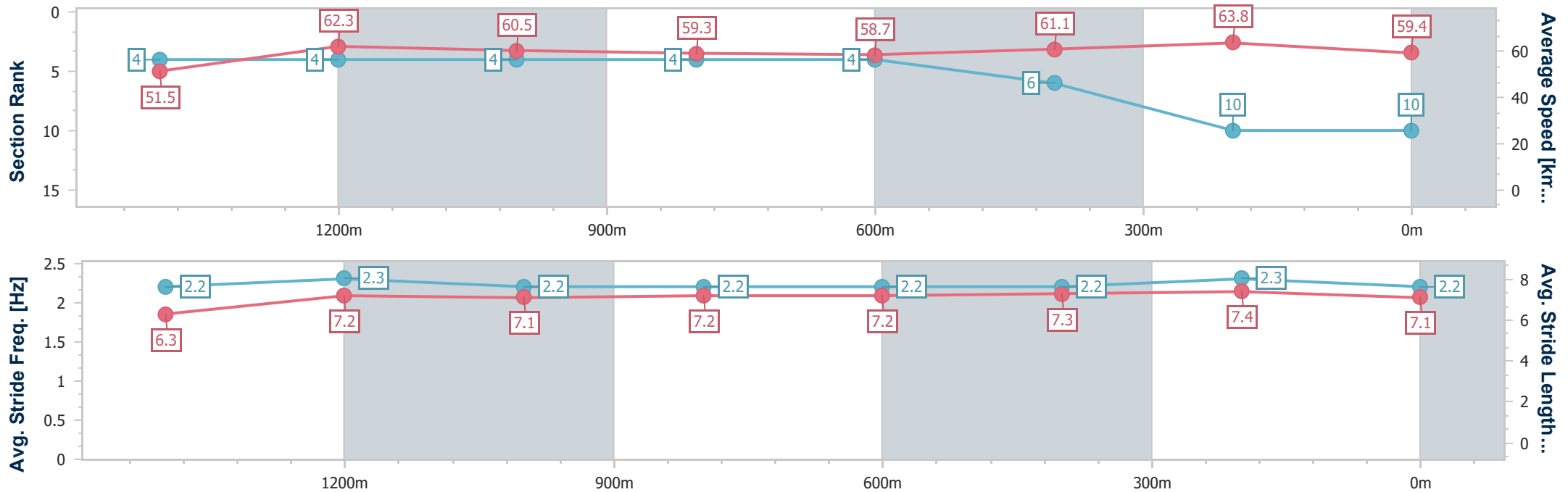
09 September 2023 - 13:08

Track Rating: Good 4, Weather: Fine, Rail Position: +2.5m Entire



BRISBANE RACING CLUB

Section	Overall	1400m	1200m	1000m	800m	600m	400m	200m
Section Times	1:38.13 [10] (0:15.03)	1:23.10 [4] (0:11.47)	1:11.63 [4] (0:11.87)	0:59.76 [4] (0:12.15)	0:47.61 [4] (0:12.24)	0:35.37 [4] (0:11.90)	0:23.47 [6] (0:11.37)	0:12.10 [10] (0:12.10)
Average Speed [km/h]	51.5	62.3	60.5	59.3	58.7	61.1	63.8	59.4
Top Speed [km/h]	63.6	63.6	61.9	60.0	60.4	63.0	64.7	62.1
Avg. Dist. to Rail [m]	3.9	1.4	0.5	0.2	0.4	1.8	3.3	4.5
Avg. Stride Freq. [Hz]	2.2	2.3	2.2	2.2	2.2	2.2	2.3	2.2
Avg. Stride Length [m]	6.3	7.2	7.1	7.2	7.2	7.3	7.4	7.1



- [ ] Ranking at each section and finish
- .-.- No data available at this section
- NA No data available