



Doomben QLD Professional

Race 5: XXXX No Metro Wins Handicap - 1350m

09 September 2023 - 14:19



BRISBANE
RACING CLUB

Track Rating: Good 4, Weather: Fine, Rail Position: +2.5m Entire

Section												Last 600m					
Field Times												0:34.62					
	Overall	1200m	1000m	800m	600m	400m											
	1:18.32 (0:10.80)	1:07.52 (0:10.41)	0:57.11 (0:10.91)	0:46.20 (0:11.58)	0:34.62 (0:11.77)	0:22.85 (0:11.34)											
Rank	TAB	Horse/Jockey	Barrier	Top Speed [km/h]	Fastest Section												Distance Travelled [m]
1	16	PREACH Cejay Graham	17	71.3 1200m	0:10.41 1200m	1:18.32 [1] (0:10.80)	1:07.52 [1] (0:10.41)	0:57.11 [1] (0:10.91)	0:46.20 [1] (0:11.58)	0:34.62 [1] (0:11.77)	0:22.85 [1] (0:11.34)	0:34.62					
2	3	KRONENBOURG Angela Jones	14	69.9 1200m	0:10.46 1200m	1:18.58 [2] (0:10.96)	1:07.62 [6] (0:10.46)	0:57.16 [4] (0:11.00)	0:46.16 [4] (0:11.64)	0:34.52 [4] (0:11.72)	0:22.80 [3] (0:11.23)	0:34.52 +3					
3	15	COOL ENCOUNTER Mark Du Plessis	5	68.3 1000m	0:10.78 1200m	1:18.82 [3] (0:11.39)	1:07.43 [10] (0:10.78)	0:56.65 [10] (0:10.81)	0:45.84 [9] (0:11.63)	0:34.21 [9] (0:11.68)	0:22.53 [9] (0:11.06)	0:34.21 -2					
4	11	READY FOR ANYTHING Ben Thompson	15	69.4 1200m	0:10.48 1200m	1:18.82 [4] (0:10.90)	1:07.92 [4] (0:10.48)	0:57.44 [3] (0:10.83)	0:46.61 [3] (0:11.60)	0:35.01 [2] (0:11.76)	0:23.25 [2] (0:11.32)	0:35.01 +7					
5	6	ATON OF DELIGHT Damien Thornton	10	68.0 1000m	0:10.85 1200m	1:18.87 [5] (0:11.19)	1:07.68 [9] (0:10.85)	0:56.83 [9] (0:10.98)	0:45.85 [10] (0:11.72)	0:34.13 [10] (0:11.61)	0:22.52 [10] (0:10.89)	0:34.13 +6					
6	14	TELEPHONE BOOTH Taylor Marshall	3	68.4 1200m	0:10.60 1200m	1:19.01 [6] (0:10.87)	1:08.14 [3] (0:10.60)	0:57.54 [6] (0:11.04)	0:46.50 [5] (0:11.64)	0:34.86 [5] (0:11.78)	0:23.08 [5] (0:11.39)	0:34.86 +4					
7	2	PIVOTAL MOTION Melea Castle	9	70.5 1200m	0:10.41 1200m	1:19.18 [7] (0:10.83)	1:08.35 [2] (0:10.41)	0:57.94 [2] (0:10.89)	0:47.05 [2] (0:11.69)	0:35.36 [3] (0:11.96)	0:23.40 [4] (0:11.43)	0:35.36 +7					
8	5	ROLL UP Kyle Wilson-Taylor	6	69.5 1200m	0:10.53 1200m	1:19.25 [8] (0:10.93)	1:08.32 [5] (0:10.53)	0:57.79 [5] (0:11.19)	0:46.60 [6] (0:11.70)	0:34.90 [6] (0:11.64)	0:23.26 [6] (0:11.20)	0:34.90 +6					
9	18	MIDNIGHT RAMBLER Samantha Collett	2	68.7 1200m	0:10.61 1200m	1:19.31 [9] (0:11.16)	1:08.15 [8] (0:10.61)	0:57.54 [8] (0:11.03)	0:46.51 [8] (0:11.66)	0:34.85 [8] (0:11.67)	0:23.18 [8] (0:11.24)	0:34.85 +9					
10	10	MOBSTAR Sean Cormack	7	67.3 1000m	0:10.80 1000m	1:19.35 [10] (0:12.39)	1:06.96 [11] (0:11.04)	0:55.92 [11] (0:10.80)	0:45.12 [11] (0:10.99)	0:34.13 [11] (0:11.53)	0:22.60 [11] (0:11.04)	0:34.13 +8					

Scratched: Sizzling Gal (#19), Vetta Velocita (#12), Chickerartie (#9), Convincebility (#13), Revontulet (#20), Prime Asset (#4), Brocky (#7), Bowrider (#17), Byron Eyes (#8)



Doomben QLD Professional

Race 5: XXXX No Metro Wins Handicap - 1350m

09 September 2023 - 14:19



BRISBANE
RACING CLUB

Track Rating: Good 4, Weather: Fine, Rail Position: +2.5m Entire

Section	Overall	1200m	1000m	800m	600m	400m	Last 600m
Field Times	1:18.32 (0:10.80)	1:07.52 (0:10.41)	0:57.11 (0:10.91)	0:46.20 (0:11.58)	0:34.62 (0:11.77)	0:22.85 (0:11.34)	0:34.62

Rank	TAB	Horse/Jockey	Barrier	Top Speed [km/h]	Fastest Section	Distance Travelled [m]
11	1	ISIS CARMELLA	1	69.6	0:10.64	+6
		Bailey Wheeler		1200m	1200m	

Scratched: Sizzling Gal (#19), Vetta Velocita (#12), Chickerartie (#9), Convincebility (#13), Revontulet (#20), Prime Asset (#4), Brocky (#7), Bowrider (#17), Byron Eyes (#8)

[] Ranking at each section and finish
 -:-:- No data available at this section
 NA No data available

SCN Saddle cloth number
 DNF Did not finish
 DNT Did not track



Doomben QLD Professional

Race 5: XXXX No Metro Wins Handicap - 1350m

09 September 2023 - 14:19



BRISBANE
RACING CLUB

Track Rating: Good 4, Weather: Fine, Rail Position: +2.5m Entire

Section				200m				Last 600m	
Field Times				0:11.51 (0:11.51)				0:34.62	
Rank	TAB	Horse/Jockey	Barrier	Top Speed [km/h]	Fastest Section	Margin			Distance Travelled [m]
1	16	PREACH Cejay Graham	17	71.3 1200m	0:10.41 1200m	0:11.51 [1] (0:11.51)	1:18.32		0:34.62
2	3	KRONENBOURG Angela Jones	14	69.9 1200m	0:10.46 1200m	0:11.57 [3] (0:11.57)	1.54L		0:34.52 +3
3	15	COOL ENCOUNTER Mark Du Plessis	5	68.3 1000m	0:10.78 1200m	0:11.47 [8] (0:11.47)	2.95L		0:34.21 -2
4	11	READY FOR ANYTHING Ben Thompson	15	69.4 1200m	0:10.48 1200m	0:11.93 [2] (0:11.93)	2.98L		0:35.01 +7
5	6	ATON OF DELIGHT Damien Thornton	10	68.0 1000m	0:10.85 1200m	0:11.63 [6] (0:11.63)	3.28L		0:34.13 +6
6	14	TELEPHONE BOOTH Taylor Marshall	3	68.4 1200m	0:10.60 1200m	0:11.69 [7] (0:11.69)	4.11L		0:34.86 +4
7	2	PIVOTAL MOTION Melea Castle	9	70.5 1200m	0:10.41 1200m	0:11.97 [5] (0:11.97)	5.05L		0:35.36 +7
8	5	ROLL UP Kyle Wilson-Taylor	6	69.5 1200m	0:10.53 1200m	0:12.06 [4] (0:12.06)	5.48L		0:34.90 +6
9	18	MIDNIGHT RAMBLER Samantha Collett	2	68.7 1200m	0:10.61 1200m	0:11.94 [9] (0:11.94)	5.84L		0:34.85 +9
10	10	MOBSTAR Sean Cormack	7	67.3 1000m	0:10.80 1000m	0:11.56 [11] (0:11.56)	6.05L		0:34.13 +8

Scratched: Sizzling Gal (#19), Vetta Velocita (#12), Chickerartie (#9), Convincebility (#13), Revontulet (#20), Prime Asset (#4), Brocky (#7), Bowrider (#17), Byron Eyes (#8)

Report Created: Sat 9 September 2023 14:36 GMT (Note: Timing is based on position data)

Page 3/15

[] Ranking at each section and finish
 -:-:- No data available at this section
 NA No data available

SCN Saddle cloth number
 DNF Did not finish
 DNT Did not track

data processed by  **TRIPLES DATA**



Doomben QLD Professional
Race 5: XXXX No Metro Wins Handicap - 1350m
09 September 2023 - 14:19



Track Rating: Good 4, Weather: Fine, Rail Position: +2.5m Entire

Section		200m		Last 600m				
Field Times		0:11.51 (0:11.51)		0:34.62				
Rank	TAB Horse/Jockey	Barrier	Top Speed [km/h]	Fastest Section	Margin	Distance Travelled [m]		
11	1 ISIS CARMELLA	1	69.6	0:10.64	0:12.23 [10]	7.86L	0:35.24	+6
	Bailey Wheeler		1200m	1200m	(0:12.23)			

Scratched: Sizzling Gal (#19), Vetta Velocita (#12), Chickerartie (#9), Convincebility (#13), Revontulet (#20), Prime Asset (#4), Brocky (#7), Bowrider (#17), Byron Eyes (#8)

[] Ranking at each section and finish
 -:-:- No data available at this section
 NA No data available

SCN Saddle cloth number
 DNF Did not finish
 DNT Did not track



Horse/Jockey Name	Preach
Final Rank	1
Fastest Section Time (Section)	0:10.41 (1200m)
Top Speed [km/h] (Section)	71.3 (1200m)
Race State	Finished



Doomben QLD Professional

Race 5: XXXX No Metro Wins Handicap - 1350m

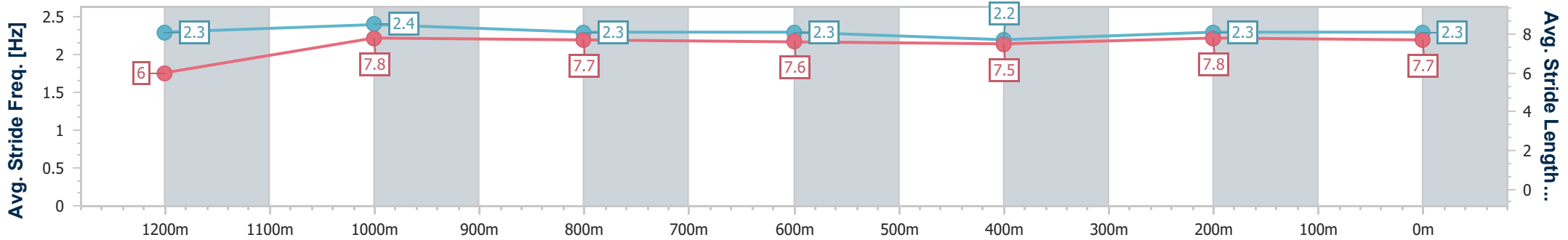
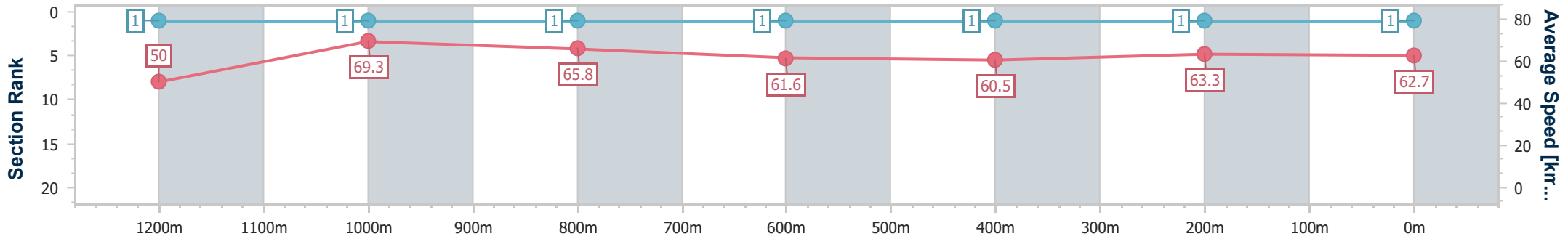
09 September 2023 - 14:19

Track Rating: Good 4, Weather: Fine, Rail Position: +2.5m Entire



BRISBANE RACING CLUB

Section	Overall	1200m	1000m	800m	600m	400m	200m
Section Times	1:18.32 [1] (0:10.80)	1:07.52 [1] (0:10.41)	0:57.11 [1] (0:10.91)	0:46.20 [1] (0:11.58)	0:34.62 [1] (0:11.77)	0:22.85 [1] (0:11.34)	0:11.51 [1] (0:11.51)
Average Speed [km/h]	50.0	69.3	65.8	61.6	60.5	63.3	62.7
Top Speed [km/h]	67.0	71.3	67.8	65.1	61.2	64.9	64.8
Avg. Dist. to Rail [m]	10.6	3.3	0.6	2.0	2.2	0.6	2.0
Avg. Stride Freq. [Hz]	2.3	2.4	2.3	2.3	2.2	2.3	2.3
Avg. Stride Length [m]	6.0	7.8	7.7	7.6	7.5	7.8	7.7



- [] Ranking at each section and finish
- .-.- No data available at this section
- NA No data available



Horse/Jockey Name	Kronenbourg
Final Rank	2
Fastest Section Time (Section)	0:10.46 (1200m)
Top Speed [km/h] (Section)	69.9 (1200m)
Race State	Finished



Doomben QLD Professional

Race 5: XXXX No Metro Wins Handicap - 1350m

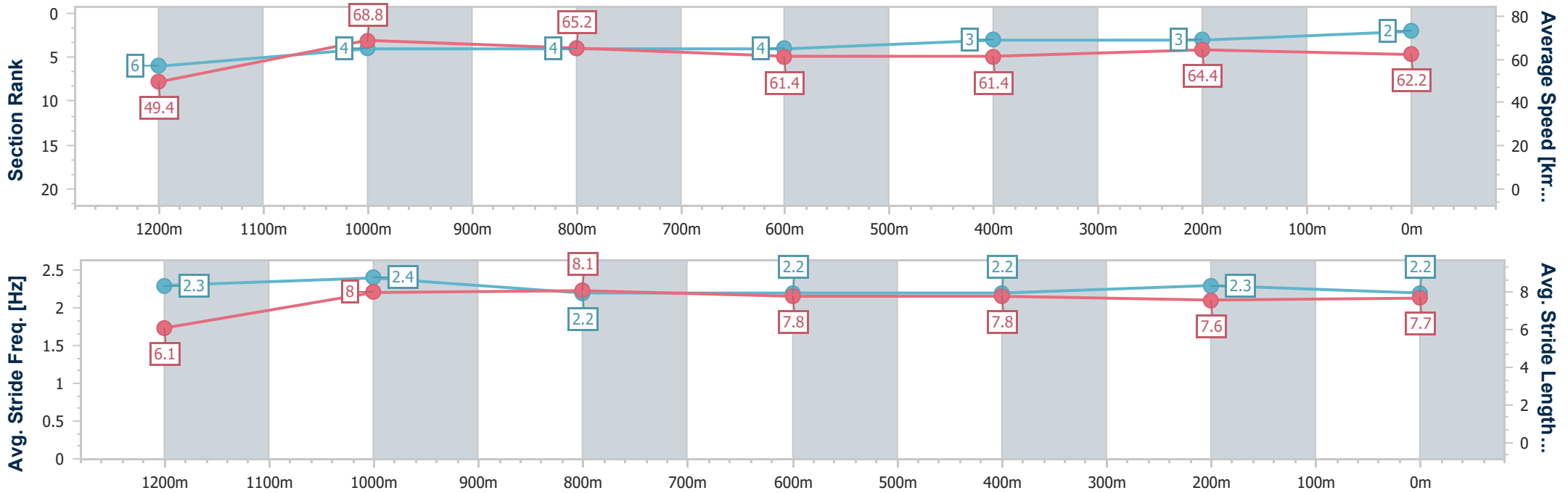
09 September 2023 - 14:19

Track Rating: Good 4, Weather: Fine, Rail Position: +2.5m Entire



BRISBANE RACING CLUB

Section	Overall	1200m	1000m	800m	600m	400m	200m
Section Times	1:18.58 [2] (0:10.96)	1:07.62 [6] (0:10.46)	0:57.16 [4] (0:11.00)	0:46.16 [4] (0:11.64)	0:34.52 [4] (0:11.72)	0:22.80 [3] (0:11.23)	0:11.57 [3] (0:11.57)
Average Speed [km/h]	49.4	68.8	65.2	61.4	61.4	64.4	62.2
Top Speed [km/h]	69.0	69.9	67.7	62.5	62.5	66.1	65.1
Avg. Dist. to Rail [m]	7.8	1.8	1.3	1.1	0.8	3.1	4.4
Avg. Stride Freq. [Hz]	2.3	2.4	2.2	2.2	2.2	2.3	2.2
Avg. Stride Length [m]	6.1	8.0	8.1	7.8	7.8	7.6	7.7



- [] Ranking at each section and finish
- .-.- No data available at this section
- NA No data available



Horse/Jockey Name	Cool Encounter
Final Rank	3
Fastest Section Time (Section)	0:10.78 (1200m)
Top Speed [km/h] (Section)	68.3 (1000m)
Race State	Finished



Doomben QLD Professional

Race 5: XXXX No Metro Wins Handicap - 1350m

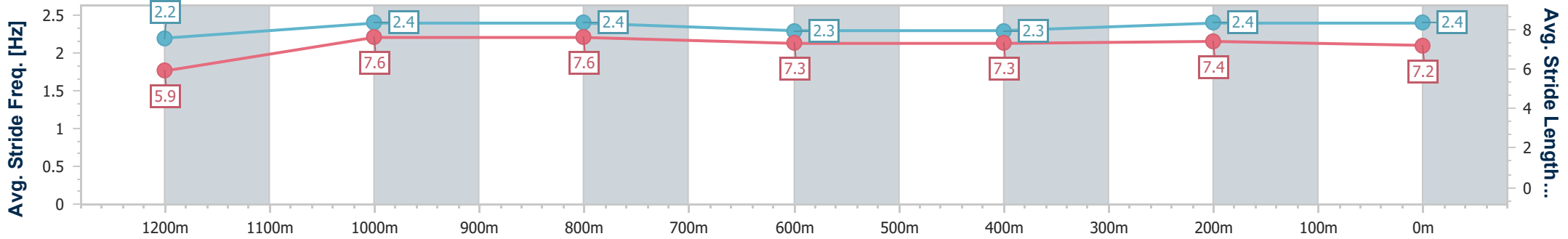
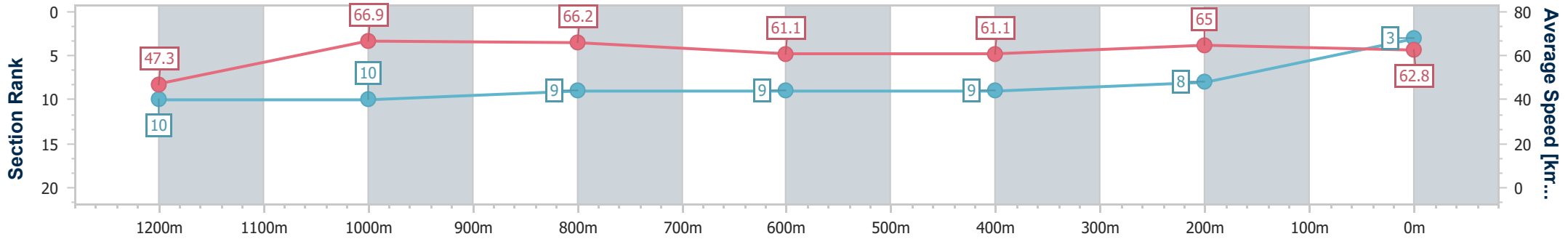
09 September 2023 - 14:19

Track Rating: Good 4, Weather: Fine, Rail Position: +2.5m Entire



BRISBANE RACING CLUB

Section	Overall	1200m	1000m	800m	600m	400m	200m
Section Times	1:18.82 [3] (0:11.39)	1:07.43 [10] (0:10.78)	0:56.65 [10] (0:10.81)	0:45.84 [9] (0:11.63)	0:34.21 [9] (0:11.68)	0:22.53 [9] (0:11.06)	0:11.47 [8] (0:11.47)
Average Speed [km/h]	47.3	66.9	66.2	61.1	61.1	65.0	62.8
Top Speed [km/h]	65.6	68.2	68.3	62.2	64.5	65.9	65.2
Avg. Dist. to Rail [m]	2.9	1.4	2.2	2.2	1.6	0.6	0.8
Avg. Stride Freq. [Hz]	2.2	2.4	2.4	2.3	2.3	2.4	2.4
Avg. Stride Length [m]	5.9	7.6	7.6	7.3	7.3	7.4	7.2



- [] Ranking at each section and finish
- .-.- No data available at this section
- NA No data available



Horse/Jockey Name	Ready For Anything
Final Rank	4
Fastest Section Time (Section)	0:10.48 (1200m)
Top Speed [km/h] (Section)	69.4 (1200m)
Race State	Finished



Doomben QLD Professional

Race 5: XXXX No Metro Wins Handicap - 1350m

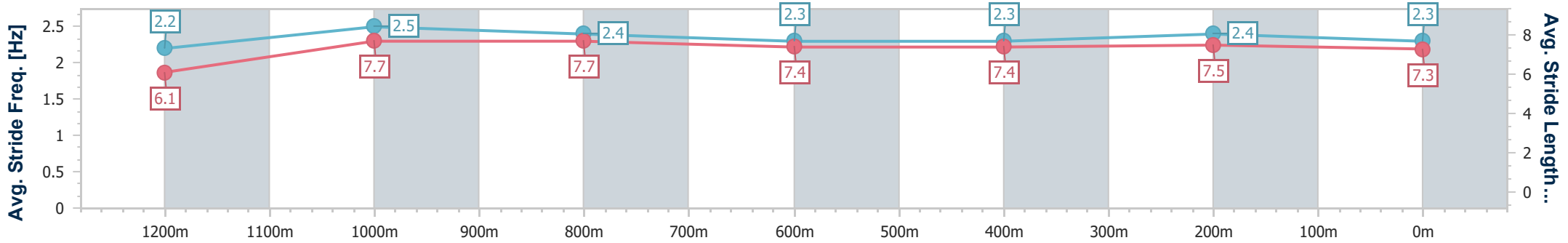
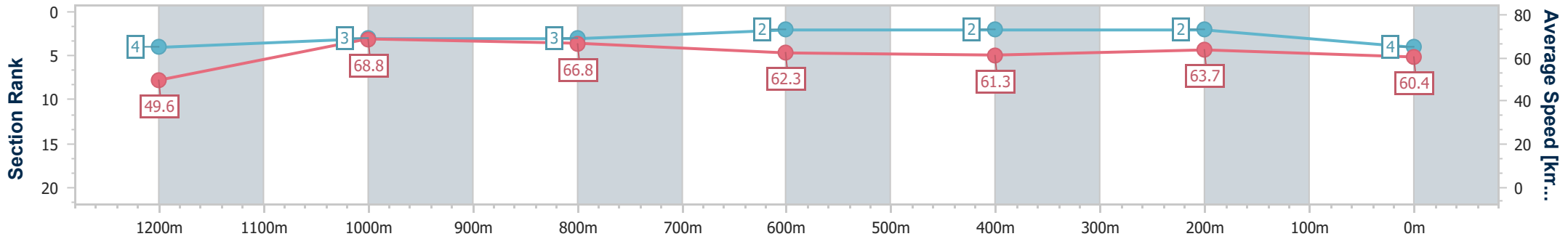
09 September 2023 - 14:19

Track Rating: Good 4, Weather: Fine, Rail Position: +2.5m Entire



BRISBANE RACING CLUB

Section	Overall	1200m	1000m	800m	600m	400m	200m
Section Times	1:18.82 [4] (0:10.90)	1:07.92 [4] (0:10.48)	0:57.44 [3] (0:10.83)	0:46.61 [3] (0:11.60)	0:35.01 [2] (0:11.76)	0:23.25 [2] (0:11.32)	0:11.93 [2] (0:11.93)
Average Speed [km/h]	49.6	68.8	66.8	62.3	61.3	63.7	60.4
Top Speed [km/h]	68.3	69.4	68.8	65.0	61.8	65.3	63.5
Avg. Dist. to Rail [m]	9.0	4.1	2.7	0.6	0.3	1.0	1.2
Avg. Stride Freq. [Hz]	2.2	2.5	2.4	2.3	2.3	2.4	2.3
Avg. Stride Length [m]	6.1	7.7	7.7	7.4	7.4	7.5	7.3



- [] Ranking at each section and finish
- .-.- No data available at this section
- NA No data available



Horse/Jockey Name	Aton Of Delight
Final Rank	5
Fastest Section Time (Section)	0:10.85 (1200m)
Top Speed [km/h] (Section)	68.0 (1000m)
Race State	Finished



Doomben QLD Professional

Race 5: XXXX No Metro Wins Handicap - 1350m

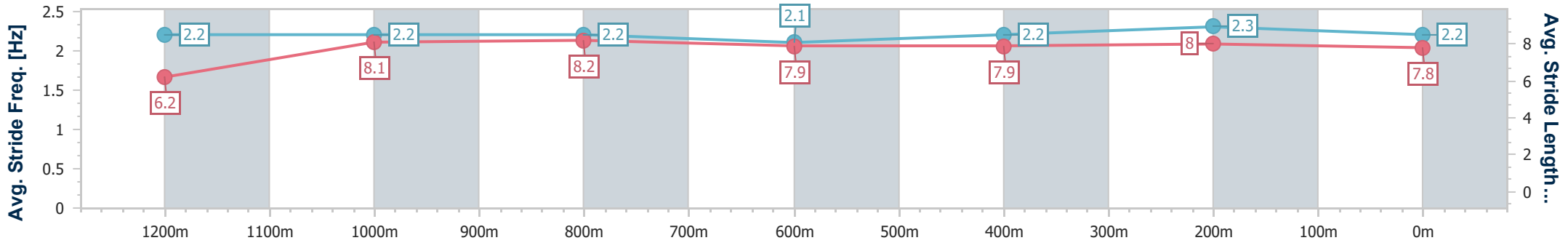
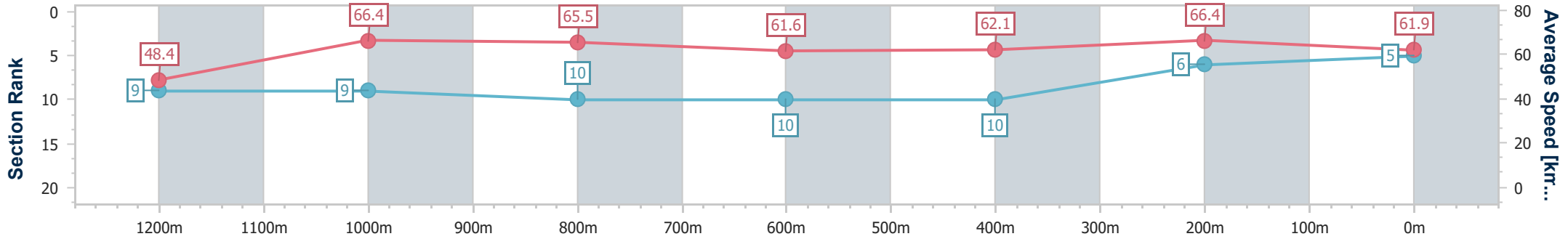
09 September 2023 - 14:19

Track Rating: Good 4, Weather: Fine, Rail Position: +2.5m Entire



BRISBANE RACING CLUB

Section	Overall	1200m	1000m	800m	600m	400m	200m
Section Times	1:18.87 [5] (0:11.19)	1:07.68 [9] (0:10.85)	0:56.83 [9] (0:10.98)	0:45.85 [10] (0:11.72)	0:34.13 [10] (0:11.61)	0:22.52 [10] (0:10.89)	0:11.63 [6] (0:11.63)
Average Speed [km/h]	48.4	66.4	65.5	61.6	62.1	66.4	61.9
Top Speed [km/h]	66.5	67.3	68.0	63.1	65.3	67.7	65.3
Avg. Dist. to Rail [m]	7.0	1.3	0.4	0.4	0.3	4.7	5.8
Avg. Stride Freq. [Hz]	2.2	2.2	2.2	2.1	2.2	2.3	2.2
Avg. Stride Length [m]	6.2	8.1	8.2	7.9	7.9	8.0	7.8



- [] Ranking at each section and finish
- .-.- No data available at this section
- NA No data available



Horse/Jockey Name	Telephone Booth
Final Rank	6
Fastest Section Time (Section)	0:10.60 (1200m)
Top Speed [km/h] (Section)	68.4 (1200m)
Race State	Finished



Doomben QLD Professional

Race 5: XXXX No Metro Wins Handicap - 1350m

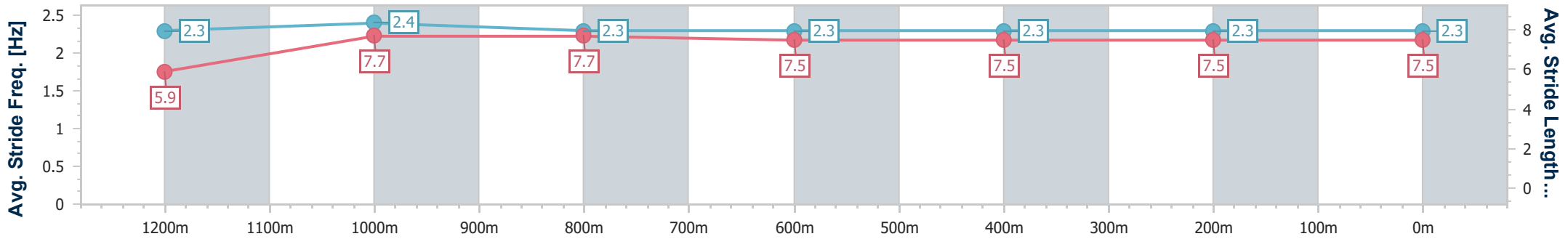
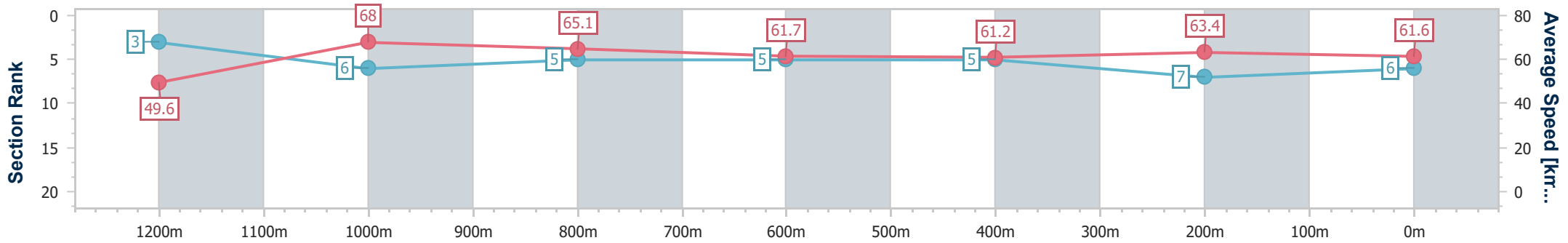
09 September 2023 - 14:19

Track Rating: Good 4, Weather: Fine, Rail Position: +2.5m Entire



BRISBANE RACING CLUB

Section	Overall	1200m	1000m	800m	600m	400m	200m
Section Times	1:19.01 [6] (0:10.87)	1:08.14 [3] (0:10.60)	0:57.54 [6] (0:11.04)	0:46.50 [5] (0:11.64)	0:34.86 [5] (0:11.78)	0:23.08 [5] (0:11.39)	0:11.69 [7] (0:11.69)
Average Speed [km/h]	49.6	68.0	65.1	61.7	61.2	63.4	61.6
Top Speed [km/h]	68.4	68.4	67.0	63.0	63.2	64.5	63.4
Avg. Dist. to Rail [m]	2.8	1.2	0.9	0.3	0.5	1.4	2.3
Avg. Stride Freq. [Hz]	2.3	2.4	2.3	2.3	2.3	2.3	2.3
Avg. Stride Length [m]	5.9	7.7	7.7	7.5	7.5	7.5	7.5



- [] Ranking at each section and finish
- .-.- No data available at this section
- NA No data available



Horse/Jockey Name	Pivotal Motion
Final Rank	7
Fastest Section Time (Section)	0:10.41 (1200m)
Top Speed [km/h] (Section)	70.5 (1200m)
Race State	Finished



Doomben QLD Professional

Race 5: XXXX No Metro Wins Handicap - 1350m

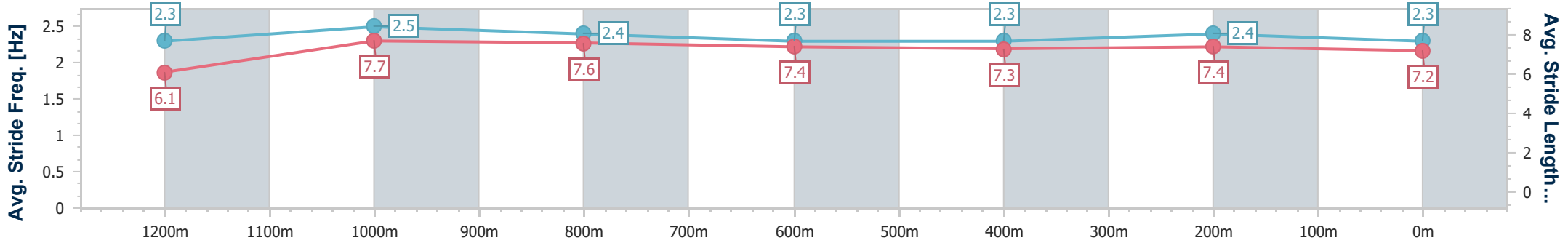
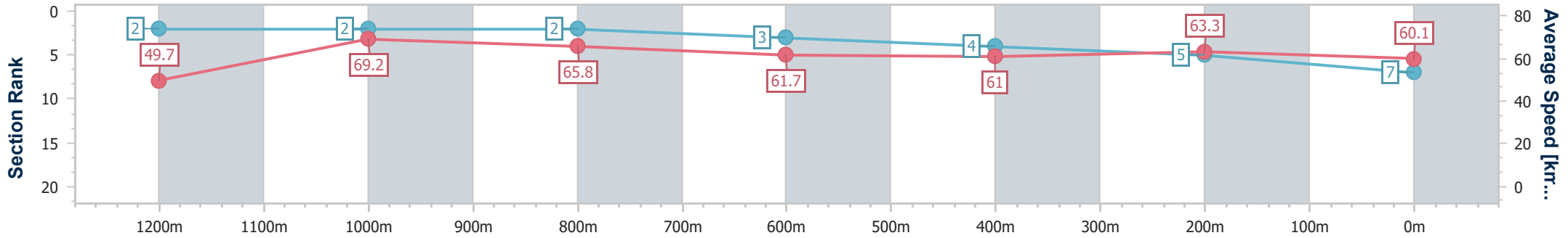
09 September 2023 - 14:19

Track Rating: Good 4, Weather: Fine, Rail Position: +2.5m Entire



BRISBANE RACING CLUB

Section	Overall	1200m	1000m	800m	600m	400m	200m
Section Times	1:19.18 [7] (0:10.83)	1:08.35 [2] (0:10.41)	0:57.94 [2] (0:10.89)	0:47.05 [2] (0:11.69)	0:35.36 [3] (0:11.96)	0:23.40 [4] (0:11.43)	0:11.97 [5] (0:11.97)
Average Speed [km/h]	49.7	69.2	65.8	61.7	61.0	63.3	60.1
Top Speed [km/h]	69.5	70.5	68.7	63.3	62.6	64.4	63.5
Avg. Dist. to Rail [m]	5.7	1.8	2.2	0.8	2.4	2.2	0.5
Avg. Stride Freq. [Hz]	2.3	2.5	2.4	2.3	2.3	2.4	2.3
Avg. Stride Length [m]	6.1	7.7	7.6	7.4	7.3	7.4	7.2



- [] Ranking at each section and finish
- .-.- No data available at this section
- NA No data available



Horse/Jockey Name	Roll Up
Final Rank	8
Fastest Section Time (Section)	0:10.53 (1200m)
Top Speed [km/h] (Section)	69.5 (1200m)
Race State	Finished



Doomben QLD Professional

Race 5: XXXX No Metro Wins Handicap - 1350m

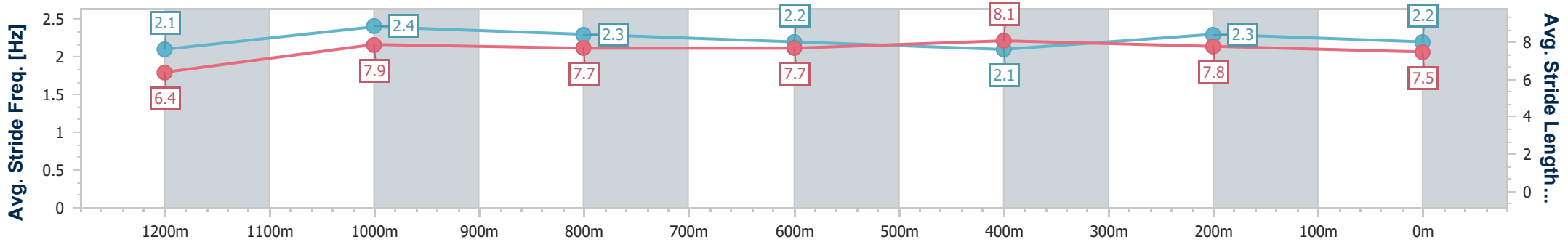
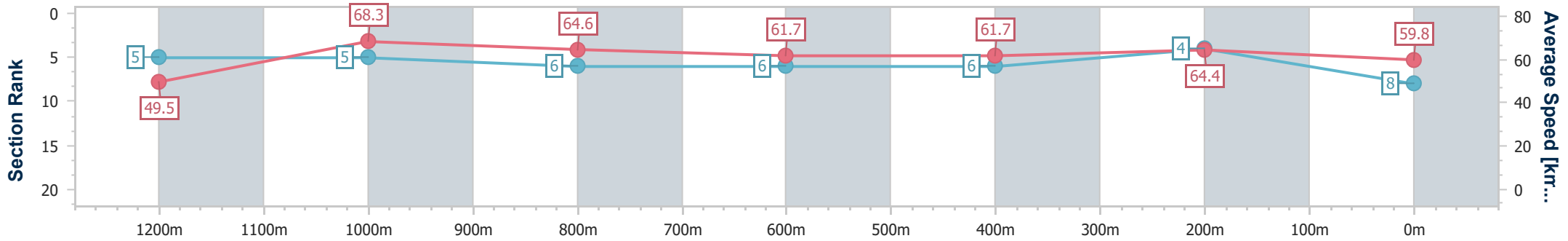
09 September 2023 - 14:19

Track Rating: Good 4, Weather: Fine, Rail Position: +2.5m Entire



BRISBANE RACING CLUB

Section	Overall	1200m	1000m	800m	600m	400m	200m
Section Times	1:19.25 [8] (0:10.93)	1:08.32 [5] (0:10.53)	0:57.79 [5] (0:11.19)	0:46.60 [6] (0:11.70)	0:34.90 [6] (0:11.64)	0:23.26 [6] (0:11.20)	0:12.06 [4] (0:12.06)
Average Speed [km/h]	49.5	68.3	64.6	61.7	61.7	64.4	59.8
Top Speed [km/h]	67.3	69.5	67.2	62.5	63.9	65.8	64.0
Avg. Dist. to Rail [m]	4.8	1.3	2.1	0.7	1.2	1.8	1.8
Avg. Stride Freq. [Hz]	2.1	2.4	2.3	2.2	2.1	2.3	2.2
Avg. Stride Length [m]	6.4	7.9	7.7	7.7	8.1	7.8	7.5



- [] Ranking at each section and finish
- .-.- No data available at this section
- NA No data available



Horse/Jockey Name	Midnight Rambler
Final Rank	9
Fastest Section Time (Section)	0:10.61 (1200m)
Top Speed [km/h] (Section)	68.7 (1200m)
Race State	Finished



Doomben QLD Professional

Race 5: XXXX No Metro Wins Handicap - 1350m

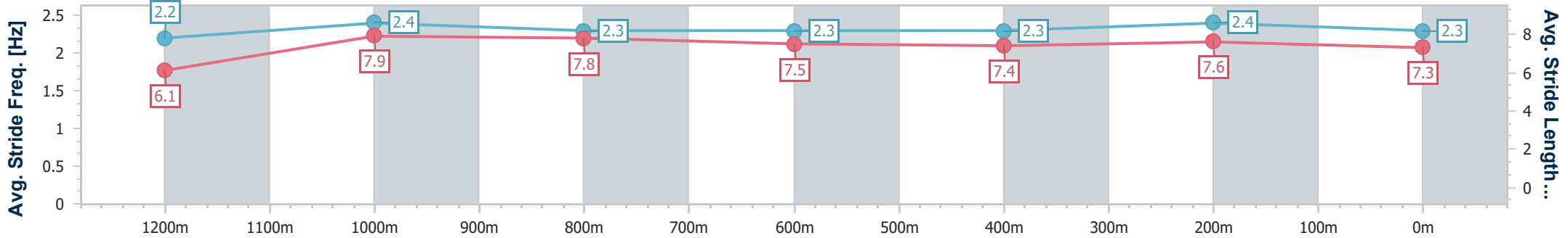
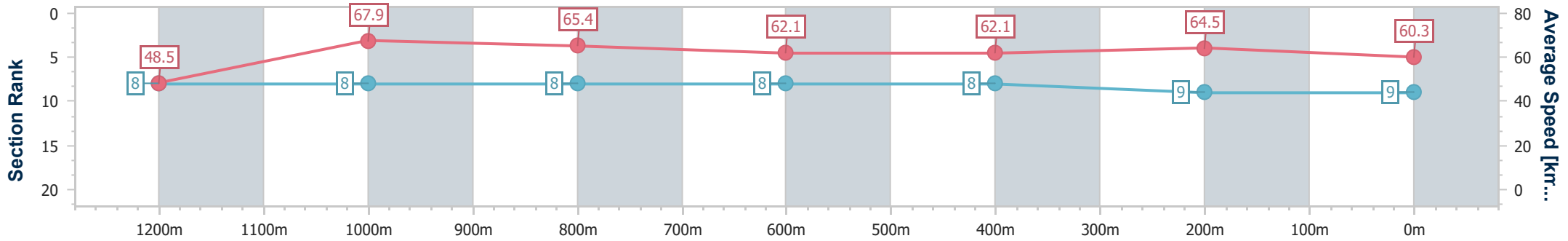
09 September 2023 - 14:19

Track Rating: Good 4, Weather: Fine, Rail Position: +2.5m Entire



BRISBANE RACING CLUB

Section	Overall	1200m	1000m	800m	600m	400m	200m
Section Times	1:19.31 [9] (0:11.16)	1:08.15 [8] (0:10.61)	0:57.54 [8] (0:11.03)	0:46.51 [8] (0:11.66)	0:34.85 [8] (0:11.67)	0:23.18 [8] (0:11.24)	0:11.94 [9] (0:11.94)
Average Speed [km/h]	48.5	67.9	65.4	62.1	62.1	64.5	60.3
Top Speed [km/h]	64.8	68.7	68.6	63.4	65.1	66.6	63.5
Avg. Dist. to Rail [m]	2.7	0.7	0.9	0.8	1.1	4.8	7.6
Avg. Stride Freq. [Hz]	2.2	2.4	2.3	2.3	2.3	2.4	2.3
Avg. Stride Length [m]	6.1	7.9	7.8	7.5	7.4	7.6	7.3



- [] Ranking at each section and finish
- .-.- No data available at this section
- NA No data available



Horse/Jockey Name	Mobstar
Final Rank	10
Fastest Section Time (Section)	0:10.80 (1000m)
Top Speed [km/h] (Section)	67.3 (1000m)
Race State	Finished



Doomben QLD Professional

Race 5: XXXX No Metro Wins Handicap - 1350m

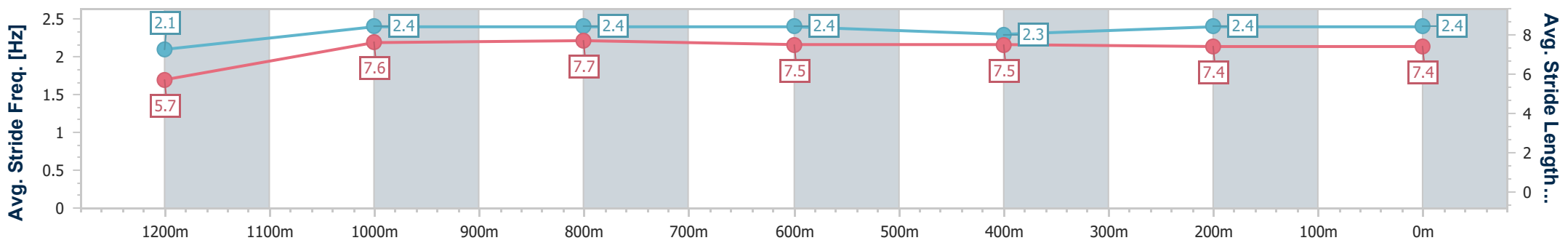
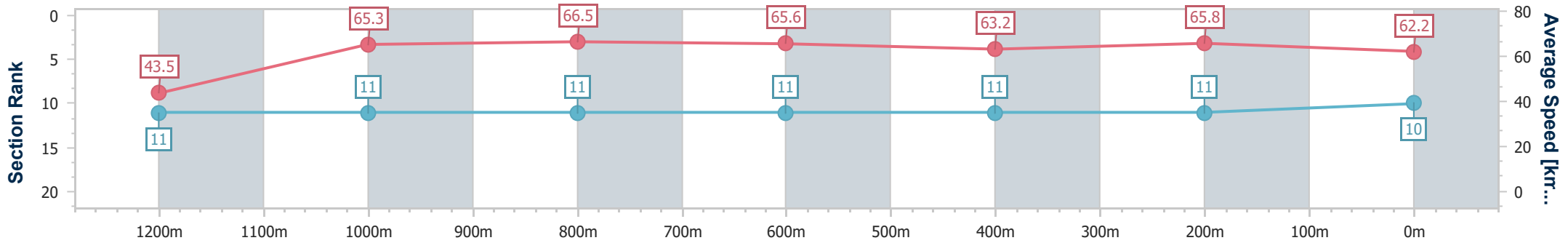
09 September 2023 - 14:19

Track Rating: Good 4, Weather: Fine, Rail Position: +2.5m Entire



BRISBANE RACING CLUB

Section	Overall	1200m	1000m	800m	600m	400m	200m
Section Times	1:19.35 [10] (0:12.39)	1:06.96 [11] (0:11.04)	0:55.92 [11] (0:10.80)	0:45.12 [11] (0:10.99)	0:34.13 [11] (0:11.53)	0:22.60 [11] (0:11.04)	0:11.56 [11] (0:11.56)
Average Speed [km/h]	43.5	65.3	66.5	65.6	63.2	65.8	62.2
Top Speed [km/h]	62.8	67.2	67.3	66.8	65.6	66.7	66.5
Avg. Dist. to Rail [m]	6.1	1.3	0.8	1.1	2.0	6.1	5.6
Avg. Stride Freq. [Hz]	2.1	2.4	2.4	2.4	2.3	2.4	2.4
Avg. Stride Length [m]	5.7	7.6	7.7	7.5	7.5	7.4	7.4



- [] Ranking at each section and finish
- .-.- No data available at this section
- NA No data available



Horse/Jockey Name	Isis Carmella
Final Rank	11
Fastest Section Time (Section)	0:10.64 (1200m)
Top Speed [km/h] (Section)	69.6 (1200m)
Race State	Finished



Doomben QLD Professional

Race 5: XXXX No Metro Wins Handicap - 1350m

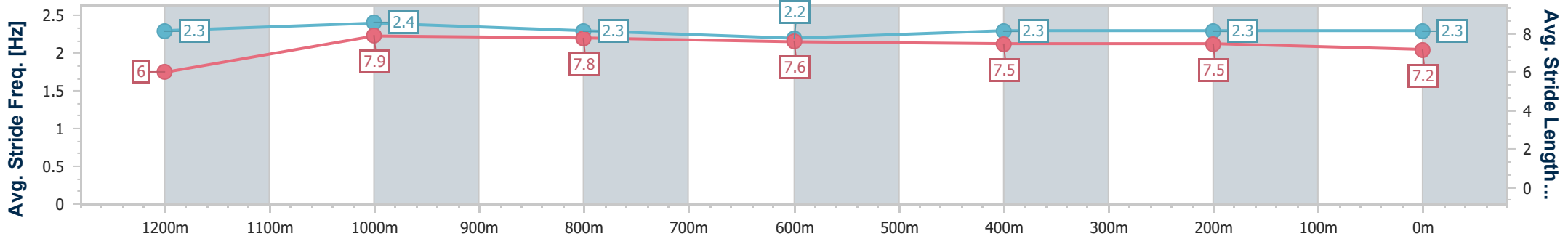
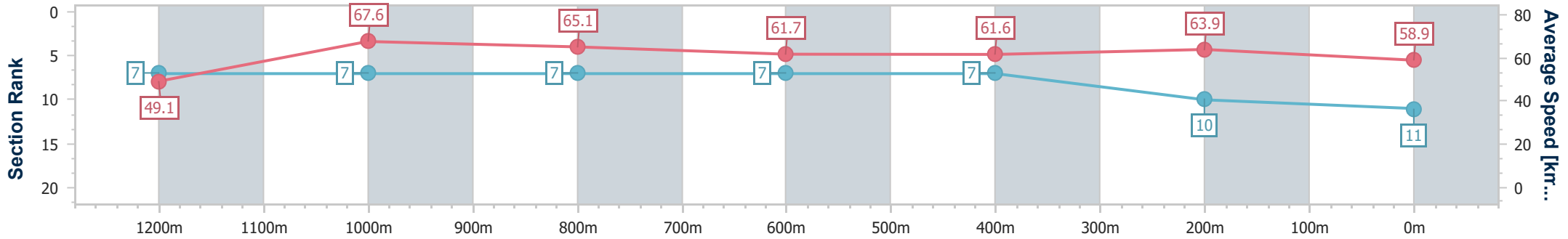
09 September 2023 - 14:19

Track Rating: Good 4, Weather: Fine, Rail Position: +2.5m Entire



BRISBANE RACING CLUB

Section	Overall	1200m	1000m	800m	600m	400m	200m
Section Times	1:19.65 [11] (0:11.00)	1:08.65 [7] (0:10.64)	0:58.01 [7] (0:11.06)	0:46.95 [7] (0:11.71)	0:35.24 [7] (0:11.71)	0:23.53 [7] (0:11.30)	0:12.23 [10] (0:12.23)
Average Speed [km/h]	49.1	67.6	65.1	61.7	61.6	63.9	58.9
Top Speed [km/h]	64.1	69.6	67.5	62.9	65.3	65.4	63.4
Avg. Dist. to Rail [m]	1.1	0.4	0.3	0.7	0.4	2.6	4.0
Avg. Stride Freq. [Hz]	2.3	2.4	2.3	2.2	2.3	2.3	2.3
Avg. Stride Length [m]	6.0	7.9	7.8	7.6	7.5	7.5	7.2



- [] Ranking at each section and finish
- .-.- No data available at this section
- NA No data available