



Doomben QLD Professional

Race 6: STRONGER AT AQUIS QTIS Three-Year-Old Handicap - 1350m

09 September 2023 - 14:54



BRISBANE
RACING CLUB

Track Rating: Good 4, Weather: Fine, Rail Position: +2.5m Entire

Section												Last 600m					
Field Times												0:34.36					
	Overall	1200m	1000m	800m	600m	400m											
	1:19.22 (0:11.42)	1:07.80 (0:11.00)	0:56.80 (0:10.94)	0:45.86 (0:11.50)	0:34.36 (0:11.43)	0:22.93 (0:11.24)											
Rank	TAB	Horse/Jockey	Barrier	Top Speed [km/h]	Fastest Section												Distance Travelled [m]
1	4	DEEP RESPECT James Orman	4	70.6 200m	0:10.93 400m	1:19.22 [1] (0:11.64)	1:07.58 [3] (0:11.08)	0:56.50 [4] (0:11.06)	0:45.44 [5] (0:11.63)	0:33.81 [5] (0:11.46)	0:22.35 [4] (0:10.93)	0:33.81					
2	10	SURREAL ASCOT Jake Bayliss	1	68.3 1000m	0:10.94 1000m	1:19.47 [2] (0:11.42)	1:08.05 [1] (0:11.00)	0:57.05 [1] (0:10.94)	0:46.11 [1] (0:11.50)	0:34.61 [1] (0:11.43)	0:23.18 [1] (0:11.24)	0:34.61 -5					
3	7	GLASS OF ROSE Rikki Jamieson	6	67.6 1200m	0:11.03 1000m	1:19.63 [3] (0:11.80)	1:07.83 [7] (0:11.06)	0:56.77 [6] (0:11.03)	0:45.74 [7] (0:11.57)	0:34.17 [7] (0:11.52)	0:22.65 [6] (0:11.04)	0:34.17 +2					
4	1	IN EVIDENCE Bailey Wheeler	5	67.5 400m	0:10.98 1000m	1:19.66 [4] (0:11.70)	1:07.96 [5] (0:11.19)	0:56.77 [7] (0:10.98)	0:45.79 [6] (0:11.63)	0:34.16 [8] (0:11.79)	0:22.37 [9] (0:11.01)	0:34.16 +10					
5	9	SHE MINE Sean Cormack	8	66.7 1000m	0:10.89 1000m	1:19.78 [5] (0:11.88)	1:07.90 [8] (0:11.39)	0:56.51 [10] (0:10.89)	0:45.62 [10] (0:11.48)	0:34.14 [9] (0:11.46)	0:22.68 [7] (0:11.07)	0:34.14 -4					
6	12	MALTALI Samantha Collett	7	67.0 1000m	0:10.91 1000m	1:19.80 [6] (0:11.91)	1:07.89 [10] (0:11.13)	0:56.76 [8] (0:10.91)	0:45.85 [8] (0:11.49)	0:34.36 [6] (0:11.52)	0:22.84 [5] (0:11.15)	0:34.36 -2					
7	3	SPIN DOCTOR Justin Huxtable	3	67.7 1000m	0:10.89 1000m	1:19.91 [7] (0:11.68)	1:08.23 [4] (0:11.11)	0:57.12 [5] (0:10.89)	0:46.23 [4] (0:11.62)	0:34.61 [4] (0:11.56)	0:23.05 [3] (0:11.18)	0:34.61 +3					
8	11	CRYPTIC SOUND Taylor Marshall	12	66.7 1000m	0:10.89 1000m	1:20.00 [8] (0:11.90)	1:08.10 [9] (0:11.28)	0:56.82 [9] (0:10.89)	0:45.93 [9] (0:11.63)	0:34.30 [10] (0:11.81)	0:22.49 [10] (0:11.00)	0:34.30 +5					
9	8	CAN'T GETWHATIWANT Angela Jones	2	67.0 1000m	0:10.87 1000m	1:20.67 [9] (0:11.62)	1:09.05 [2] (0:11.06)	0:57.99 [3] (0:10.87)	0:47.12 [2] (0:11.67)	0:35.45 [2] (0:11.50)	0:23.95 [2] (0:11.38)	0:35.45 -1					
10	5	KITRI Cejay Graham	9	67.8 1200m	0:10.76 1200m	1:24.24 [10] (0:11.72)	1:12.52 [6] (0:10.76)	1:01.76 [2] (0:11.13)	0:50.63 [3] (0:11.67)	0:38.96 [3] (0:11.85)	0:27.11 [8] (0:11.87)	0:38.96 +5					

Scratched: Infatuation (#2), Tango Fever (#6)

[] Ranking at each section and finish
 -:-:- No data available at this section
 NA No data available

SCN Saddle cloth number
 DNF Did not finish
 DNT Did not track



Doomben QLD Professional

Race 6: STRONGER AT AQUIS QTIS Three-Year-Old Handicap - 1350m

09 September 2023 - 14:54



BRISBANE
RACING CLUB

Track Rating: Good 4, Weather: Fine, Rail Position: +2.5m Entire

Section				200m				Last 600m	
Field Times				0:11.69				0:34.36	
				(0:11.69)					
Rank	TAB	Horse/Jockey	Barrier	Top Speed [km/h]	Fastest Section	Margin			Distance Travelled [m]
1	4	DEEP RESPECT James Orman	4	70.6 200m	0:10.93 400m	0:11.42 [2] (0:11.42)	1:19.22		0:33.81
2	10	SURREAL ASCOT Jake Bayliss	1	68.3 1000m	0:10.94 1000m	0:11.94 [1] (0:11.94)	1.47L		0:34.61 -5
3	7	GLASS OF ROSE Rikki Jamieson	6	67.6 1200m	0:11.03 1000m	0:11.61 [3] (0:11.61)	2.41L		0:34.17 +2
4	1	IN EVIDENCE Bailey Wheeler	5	67.5 400m	0:10.98 1000m	0:11.36 [8] (0:11.36)	2.58L		0:34.16 +10
5	9	SHE MINE Sean Cormack	8	66.7 1000m	0:10.89 1000m	0:11.61 [7] (0:11.61)	3.31L		0:34.14 -4
6	12	MALTALI Samantha Collett	7	67.0 1000m	0:10.91 1000m	0:11.69 [6] (0:11.69)	3.41L		0:34.36 -2
7	3	SPIN DOCTOR Justin Huxtable	3	67.7 1000m	0:10.89 1000m	0:11.87 [4] (0:11.87)	4.06L		0:34.61 +3
8	11	CRYPTIC SOUND Taylor Marshall	12	66.7 1000m	0:10.89 1000m	0:11.49 [9] (0:11.49)	4.58L		0:34.30 +5
9	8	CAN'T GETWHATIWANT Angela Jones	2	67.0 1000m	0:10.87 1000m	0:12.57 [5] (0:12.57)	8.55L		0:35.45 -1
10	5	KITRI Cejay Graham	9	67.8 1200m	0:10.76 1200m	0:15.24 [10] (0:15.24)	29.52L		0:38.96 +5

Scratched: Infatuation (#2), Tango Fever (#6)

Report Created: Sat 9 September 2023 15:44 GMT (Note: Timing is based on position data)

Page 2/12

[] Ranking at each section and finish
 -:-:- No data available at this section
 NA No data available

SCN Saddle cloth number
 DNF Did not finish
 DNT Did not track

data processed by  TRIPLESDATA



Horse/Jockey Name	Deep Respect
Final Rank	1
Fastest Section Time (Section)	0:10.93 (400m)
Top Speed [km/h] (Section)	70.6 (200m)
Race State	Finished



Doomben QLD Professional
Race 6: STRONGER AT AQUIS QTIS Three-Year-Old Handicap - 1350m

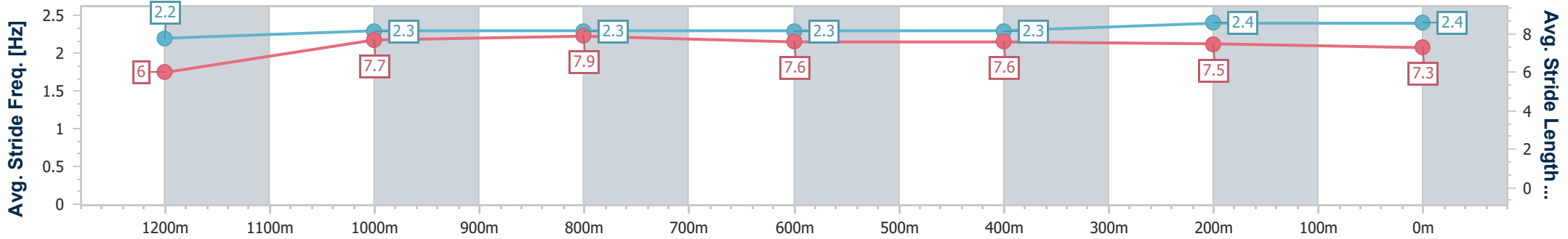
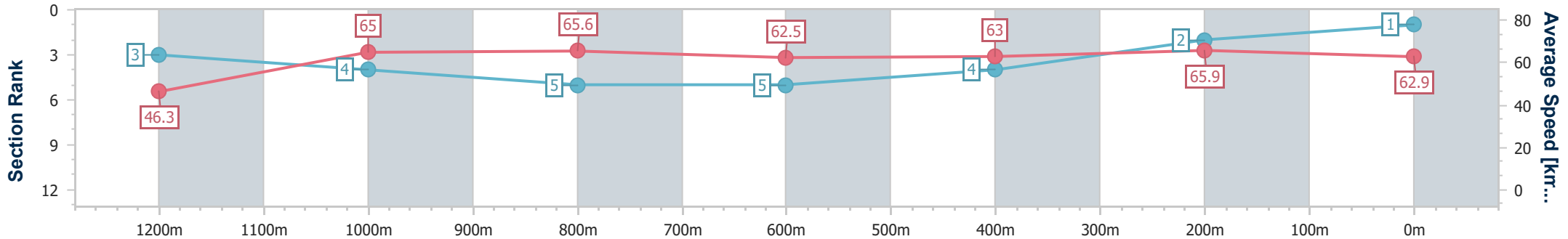


09 September 2023 - 14:54

BRISBANE RACING CLUB

Track Rating: Good 4, Weather: Fine, Rail Position: +2.5m Entire

Section	Overall	1200m	1000m	800m	600m	400m	200m
Section Times	1:19.22 [1] (0:11.64)	1:07.58 [3] (0:11.08)	0:56.50 [4] (0:11.06)	0:45.44 [5] (0:11.63)	0:33.81 [5] (0:11.46)	0:22.35 [4] (0:10.93)	0:11.42 [2] (0:11.42)
Average Speed [km/h]	46.3	65.0	65.6	62.5	63.0	65.9	62.9
Top Speed [km/h]	64.0	66.6	68.1	64.0	63.5	67.8	70.6
Avg. Dist. to Rail [m]	4.8	2.4	2.5	1.8	0.6	0.7	1.9
Avg. Stride Freq. [Hz]	2.2	2.3	2.3	2.3	2.3	2.4	2.4
Avg. Stride Length [m]	6.0	7.7	7.9	7.6	7.6	7.5	7.3



- [] Ranking at each section and finish
- .-.- No data available at this section
- NA No data available



Horse/Jockey Name	Surreal Ascot
Final Rank	2
Fastest Section Time (Section)	0:10.94 (1000m)
Top Speed [km/h] (Section)	68.3 (1000m)
Race State	Finished



Doomben QLD Professional
Race 6: STRONGER AT AQUIS QTIS Three-Year-Old Handicap - 1350m

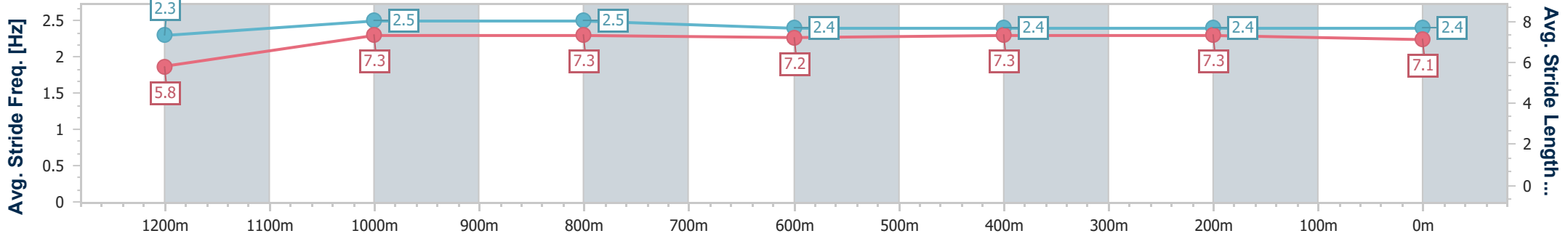
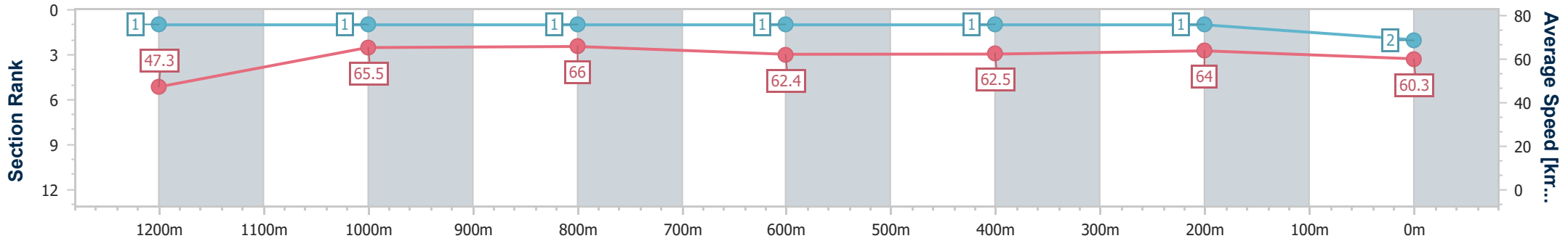


09 September 2023 - 14:54

BRISBANE RACING CLUB

Track Rating: Good 4, Weather: Fine, Rail Position: +2.5m Entire

Section	Overall	1200m	1000m	800m	600m	400m	200m
Section Times	1:19.47 [2] (0:11.42)	1:08.05 [1] (0:11.00)	0:57.05 [1] (0:10.94)	0:46.11 [1] (0:11.50)	0:34.61 [1] (0:11.43)	0:23.18 [1] (0:11.24)	0:11.94 [1] (0:11.94)
Average Speed [km/h]	47.3	65.5	66.0	62.4	62.5	64.0	60.3
Top Speed [km/h]	63.7	66.5	68.3	63.5	63.3	65.5	64.0
Avg. Dist. to Rail [m]	1.8	0.7	0.4	0.5	1.2	0.4	0.9
Avg. Stride Freq. [Hz]	2.3	2.5	2.5	2.4	2.4	2.4	2.4
Avg. Stride Length [m]	5.8	7.3	7.3	7.2	7.3	7.3	7.1



- [] Ranking at each section and finish
- .-.- No data available at this section
- NA No data available



Horse/Jockey Name	Glass Of Rose
Final Rank	3
Fastest Section Time (Section)	0:11.03 (1000m)
Top Speed [km/h] (Section)	67.6 (1200m)
Race State	Finished



Doomben QLD Professional
Race 6: STRONGER AT AQUIS QTIS Three-Year-Old Handicap - 1350m

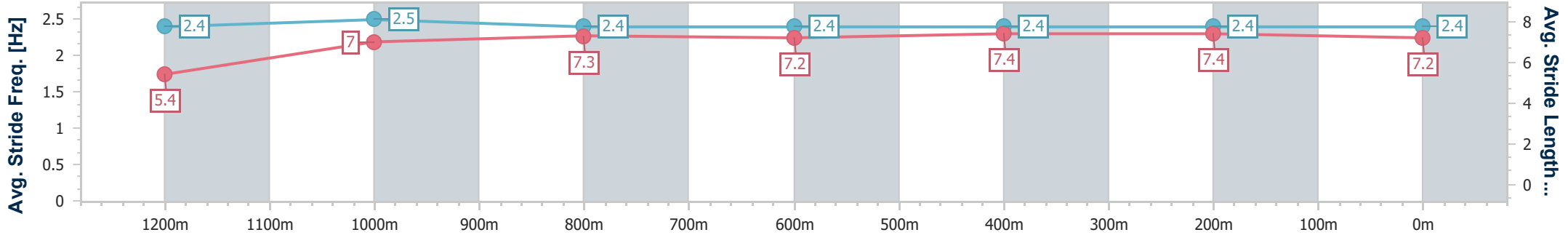
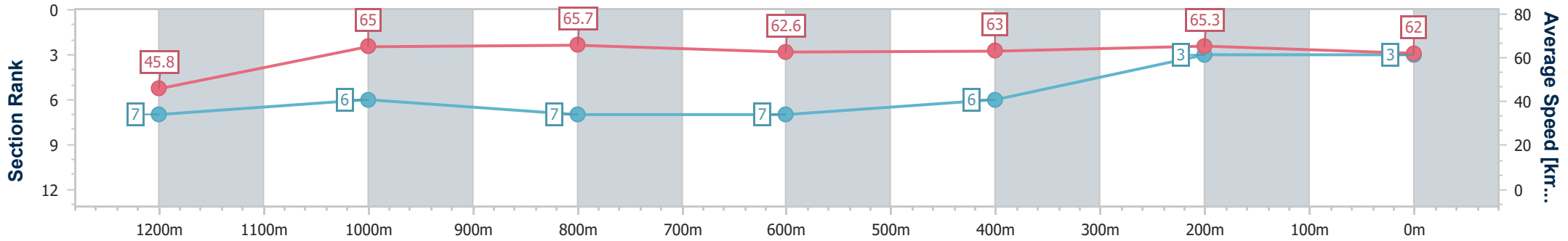


09 September 2023 - 14:54

BRISBANE RACING CLUB

Track Rating: Good 4, Weather: Fine, Rail Position: +2.5m Entire

Section	Overall	1200m	1000m	800m	600m	400m	200m
Section Times	1:19.63 [3] (0:11.80)	1:07.83 [7] (0:11.06)	0:56.77 [6] (0:11.03)	0:45.74 [7] (0:11.57)	0:34.17 [7] (0:11.52)	0:22.65 [6] (0:11.04)	0:11.61 [3] (0:11.61)
Average Speed [km/h]	45.8	65.0	65.7	62.6	63.0	65.3	62.0
Top Speed [km/h]	63.3	67.6	67.2	64.8	64.9	66.3	64.3
Avg. Dist. to Rail [m]	5.4	2.1	1.8	1.5	1.4	2.6	3.3
Avg. Stride Freq. [Hz]	2.4	2.5	2.4	2.4	2.4	2.4	2.4
Avg. Stride Length [m]	5.4	7.0	7.3	7.2	7.4	7.4	7.2



- [] Ranking at each section and finish
- .-.- No data available at this section
- NA No data available



Horse/Jockey Name	In Evidence
Final Rank	4
Fastest Section Time (Section)	0:10.98 (1000m)
Top Speed [km/h] (Section)	67.5 (400m)
Race State	Finished



Doomben QLD Professional
Race 6: STRONGER AT AQUIS QTIS Three-Year-Old Handicap - 1350m

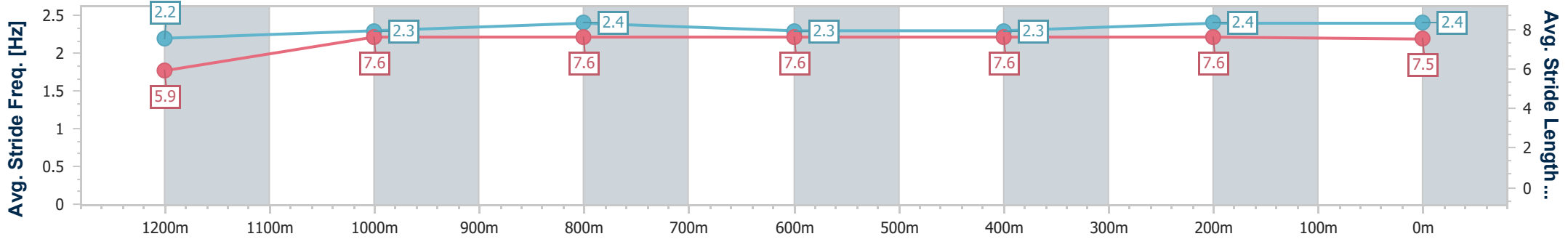
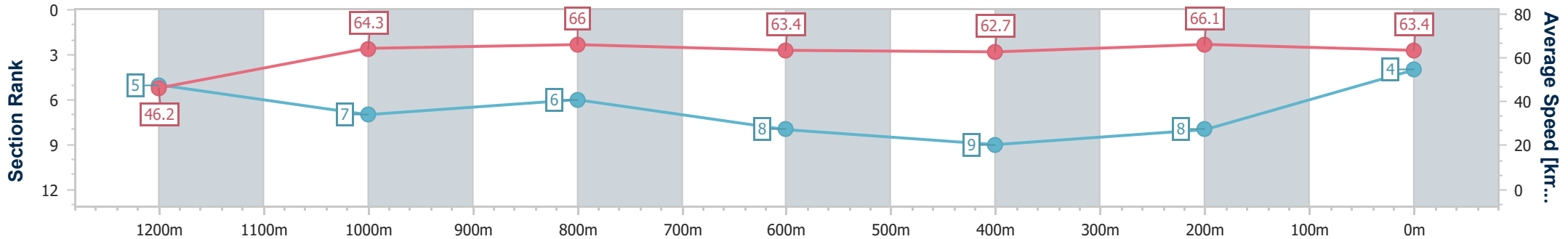


09 September 2023 - 14:54

BRISBANE
RACING CLUB

Track Rating: Good 4, Weather: Fine, Rail Position: +2.5m Entire

Section	Overall	1200m	1000m	800m	600m	400m	200m
Section Times	1:19.66 [4] (0:11.70)	1:07.96 [5] (0:11.19)	0:56.77 [7] (0:10.98)	0:45.79 [6] (0:11.63)	0:34.16 [8] (0:11.79)	0:22.37 [9] (0:11.01)	0:11.36 [8] (0:11.36)
Average Speed [km/h]	46.2	64.3	66.0	63.4	62.7	66.1	63.4
Top Speed [km/h]	63.1	65.9	66.6	65.1	64.9	67.5	66.3
Avg. Dist. to Rail [m]	5.2	2.7	2.2	4.8	4.6	5.9	4.5
Avg. Stride Freq. [Hz]	2.2	2.3	2.4	2.3	2.3	2.4	2.4
Avg. Stride Length [m]	5.9	7.6	7.6	7.6	7.6	7.6	7.5



- [] Ranking at each section and finish
- .-.- No data available at this section
- NA No data available



Horse/Jockey Name	She Mine
Final Rank	5
Fastest Section Time (Section)	0:10.89 (1000m)
Top Speed [km/h] (Section)	66.7 (1000m)
Race State	Finished



Doomben QLD Professional
 Race 6: STRONGER AT AQUIS QTIS Three-Year-Old Handicap - 1350m

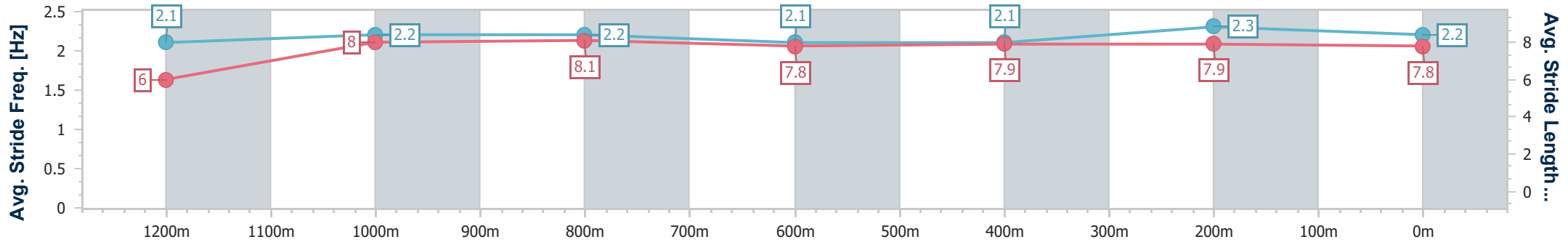
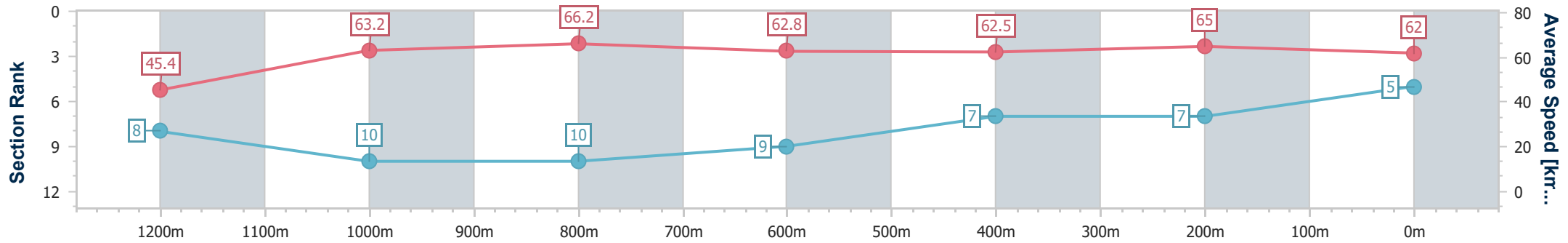


09 September 2023 - 14:54

BRISBANE RACING CLUB

Track Rating: Good 4, Weather: Fine, Rail Position: +2.5m Entire

Section	Overall	1200m	1000m	800m	600m	400m	200m
Section Times	1:19.78 [5] (0:11.88)	1:07.90 [8] (0:11.39)	0:56.51 [10] (0:10.89)	0:45.62 [10] (0:11.48)	0:34.14 [9] (0:11.46)	0:22.68 [7] (0:11.07)	0:11.61 [7] (0:11.61)
Average Speed [km/h]	45.4	63.2	66.2	62.8	62.5	65.0	62.0
Top Speed [km/h]	60.5	64.5	66.7	64.3	63.4	65.8	65.1
Avg. Dist. to Rail [m]	6.5	1.8	0.5	0.2	0.7	0.9	0.6
Avg. Stride Freq. [Hz]	2.1	2.2	2.2	2.1	2.1	2.3	2.2
Avg. Stride Length [m]	6.0	8.0	8.1	7.8	7.9	7.9	7.8



- [] Ranking at each section and finish
- .-.- No data available at this section
- NA No data available



Horse/Jockey Name	Maltali
Final Rank	6
Fastest Section Time (Section)	0:10.91 (1000m)
Top Speed [km/h] (Section)	67.0 (1000m)
Race State	Finished



Doomben QLD Professional
 Race 6: STRONGER AT AQUIS QTIS Three-Year-Old Handicap - 1350m

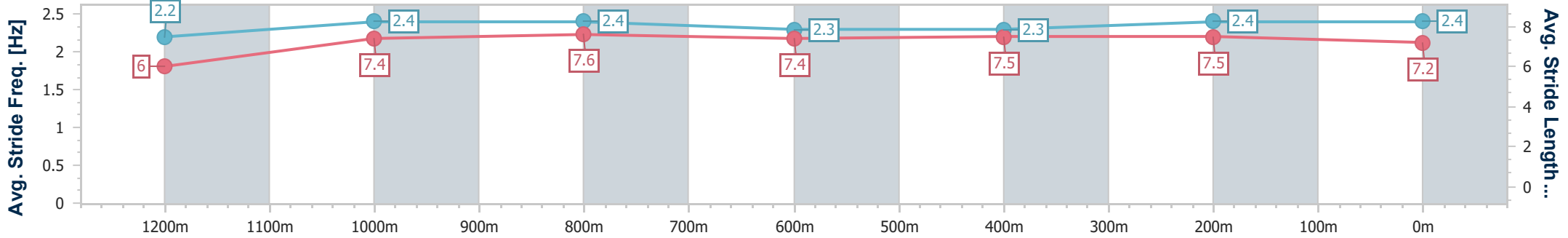
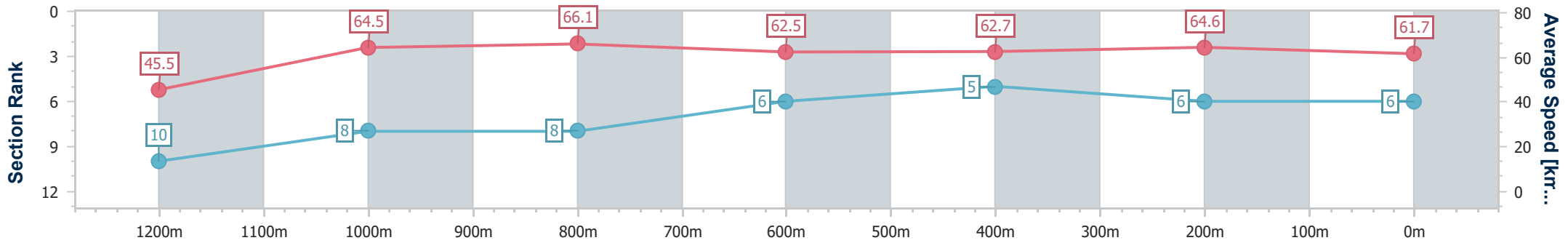


09 September 2023 - 14:54

BRISBANE RACING CLUB

Track Rating: Good 4, Weather: Fine, Rail Position: +2.5m Entire

Section	Overall	1200m	1000m	800m	600m	400m	200m
Section Times	1:19.80 [6] (0:11.91)	1:07.89 [10] (0:11.13)	0:56.76 [8] (0:10.91)	0:45.85 [8] (0:11.49)	0:34.36 [6] (0:11.52)	0:22.84 [5] (0:11.15)	0:11.69 [6] (0:11.69)
Average Speed [km/h]	45.5	64.5	66.1	62.5	62.7	64.6	61.7
Top Speed [km/h]	64.2	66.4	67.0	63.5	63.2	65.8	64.5
Avg. Dist. to Rail [m]	4.0	0.5	0.2	0.4	0.5	0.8	0.7
Avg. Stride Freq. [Hz]	2.2	2.4	2.4	2.3	2.3	2.4	2.4
Avg. Stride Length [m]	6.0	7.4	7.6	7.4	7.5	7.5	7.2



- [] Ranking at each section and finish
- .-.- No data available at this section
- NA No data available



Horse/Jockey Name	Spin Doctor
Final Rank	7
Fastest Section Time (Section)	0:10.89 (1000m)
Top Speed [km/h] (Section)	67.7 (1000m)
Race State	Finished



Doomben QLD Professional
Race 6: STRONGER AT AQUIS QTIS Three-Year-Old Handicap - 1350m

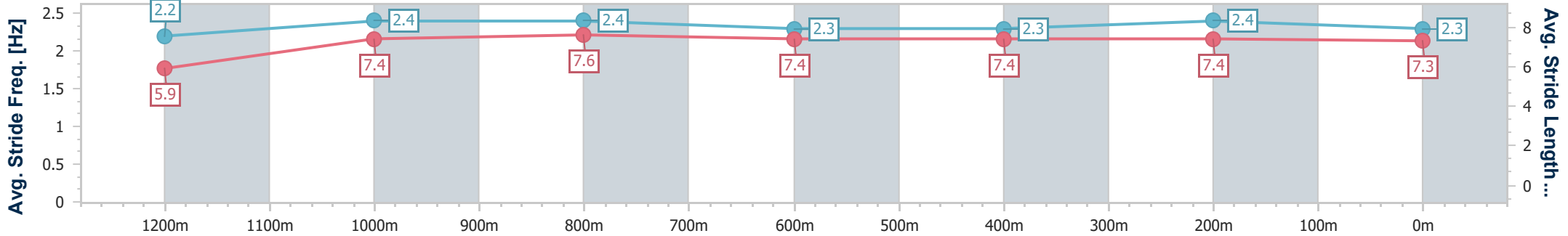
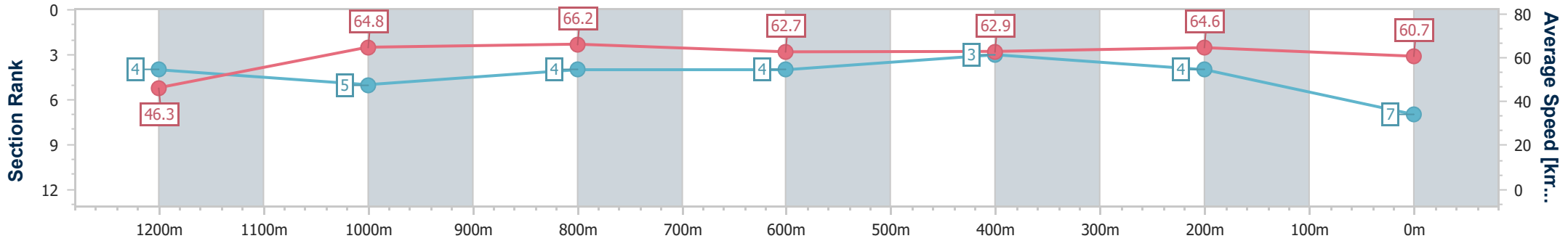


09 September 2023 - 14:54

BRISBANE RACING CLUB

Track Rating: Good 4, Weather: Fine, Rail Position: +2.5m Entire

Section	Overall	1200m	1000m	800m	600m	400m	200m
Section Times	1:19.91 [7] (0:11.68)	1:08.23 [4] (0:11.11)	0:57.12 [5] (0:10.89)	0:46.23 [4] (0:11.62)	0:34.61 [4] (0:11.56)	0:23.05 [3] (0:11.18)	0:11.87 [4] (0:11.87)
Average Speed [km/h]	46.3	64.8	66.2	62.7	62.9	64.6	60.7
Top Speed [km/h]	62.2	66.3	67.7	64.0	64.2	66.2	64.1
Avg. Dist. to Rail [m]	3.0	1.2	0.8	1.9	2.1	2.8	3.7
Avg. Stride Freq. [Hz]	2.2	2.4	2.4	2.3	2.3	2.4	2.3
Avg. Stride Length [m]	5.9	7.4	7.6	7.4	7.4	7.4	7.3



- [] Ranking at each section and finish
- .-.- No data available at this section
- NA No data available



Horse/Jockey Name	Cryptic Sound
Final Rank	8
Fastest Section Time (Section)	0:10.89 (1000m)
Top Speed [km/h] (Section)	66.7 (1000m)
Race State	Finished



Doomben QLD Professional
Race 6: STRONGER AT AQUIS QTIS Three-Year-Old Handicap - 1350m

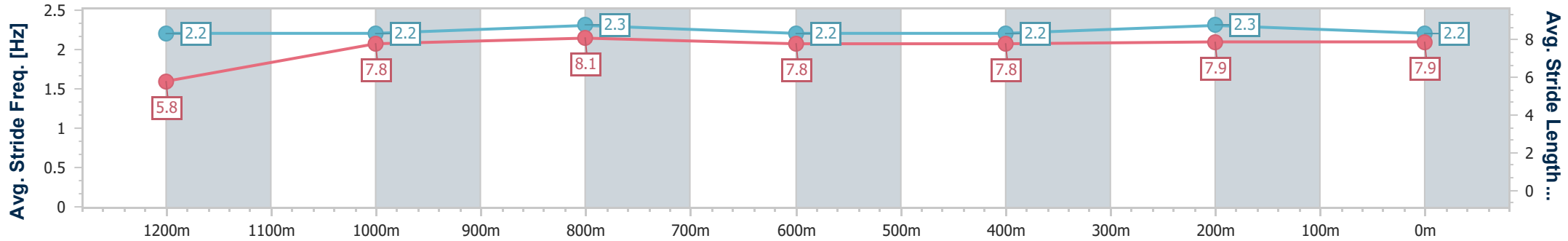
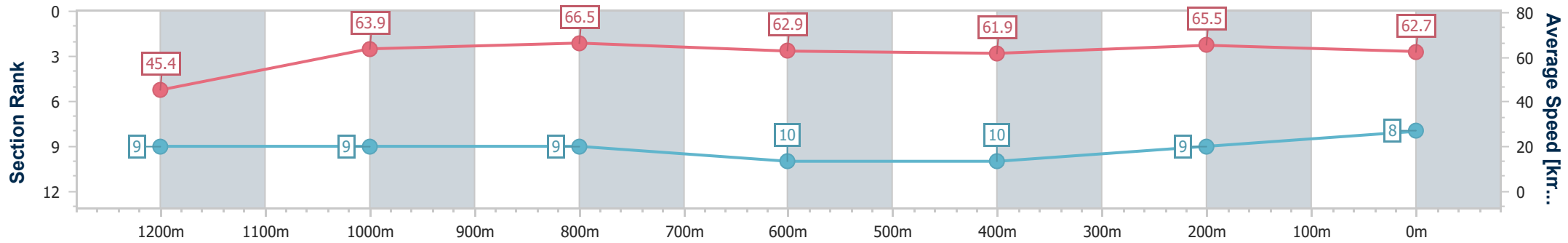


09 September 2023 - 14:54

BRISBANE RACING CLUB

Track Rating: Good 4, Weather: Fine, Rail Position: +2.5m Entire

Section	Overall	1200m	1000m	800m	600m	400m	200m
Section Times	1:20.00 [8] (0:11.90)	1:08.10 [9] (0:11.28)	0:56.82 [9] (0:10.89)	0:45.93 [9] (0:11.63)	0:34.30 [10] (0:11.81)	0:22.49 [10] (0:11.00)	0:11.49 [9] (0:11.49)
Average Speed [km/h]	45.4	63.9	66.5	62.9	61.9	65.5	62.7
Top Speed [km/h]	62.6	66.0	66.7	64.3	63.8	66.6	65.1
Avg. Dist. to Rail [m]	9.2	3.8	1.4	3.3	2.7	2.6	3.3
Avg. Stride Freq. [Hz]	2.2	2.2	2.3	2.2	2.2	2.3	2.2
Avg. Stride Length [m]	5.8	7.8	8.1	7.8	7.8	7.9	7.9



- [] Ranking at each section and finish
- .-.- No data available at this section
- NA No data available



Horse/Jockey Name	Can't Getwhatiwant
Final Rank	9
Fastest Section Time (Section)	0:10.87 (1000m)
Top Speed [km/h] (Section)	67.0 (1000m)
Race State	Finished



Doomben QLD Professional
Race 6: STRONGER AT AQUIS QTIS Three-Year-Old Handicap - 1350m

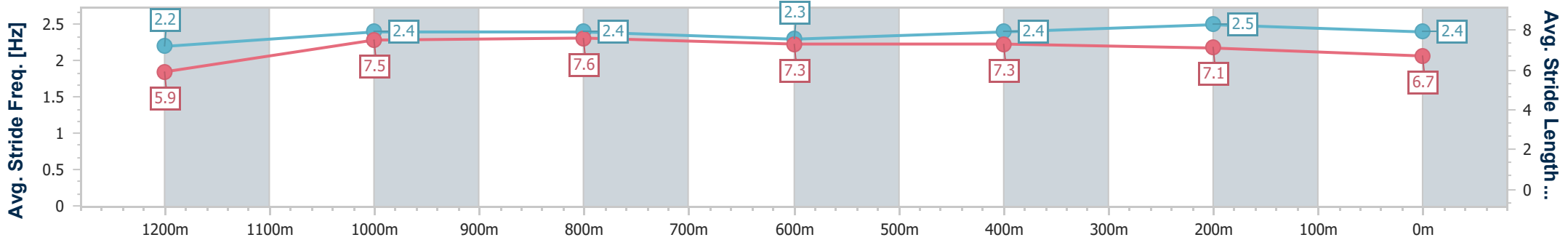
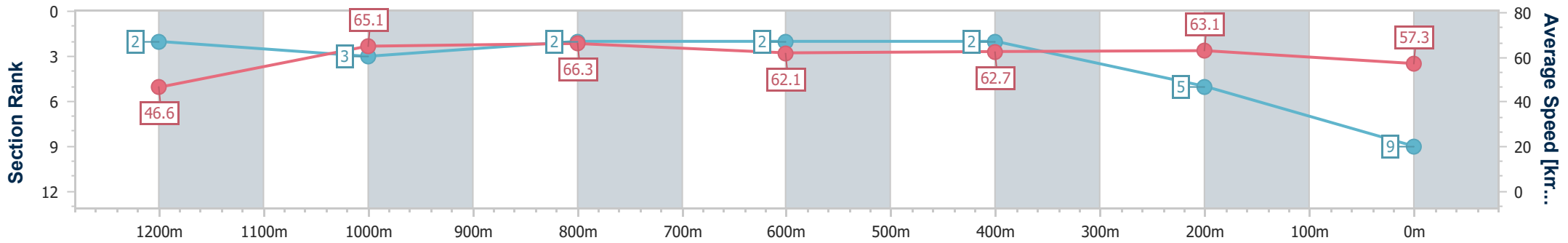


09 September 2023 - 14:54

BRISBANE RACING CLUB

Track Rating: Good 4, Weather: Fine, Rail Position: +2.5m Entire

Section	Overall	1200m	1000m	800m	600m	400m	200m
Section Times	1:20.67 [9] (0:11.62)	1:09.05 [2] (0:11.06)	0:57.99 [3] (0:10.87)	0:47.12 [2] (0:11.67)	0:35.45 [2] (0:11.50)	0:23.95 [2] (0:11.38)	0:12.57 [5] (0:12.57)
Average Speed [km/h]	46.6	65.1	66.3	62.1	62.7	63.1	57.3
Top Speed [km/h]	62.4	66.1	67.0	63.5	64.1	63.9	61.6
Avg. Dist. to Rail [m]	2.4	0.8	0.2	1.5	0.9	0.9	1.6
Avg. Stride Freq. [Hz]	2.2	2.4	2.4	2.3	2.4	2.5	2.4
Avg. Stride Length [m]	5.9	7.5	7.6	7.3	7.3	7.1	6.7



- [] Ranking at each section and finish
- .-.- No data available at this section
- NA No data available



Horse/Jockey Name	Kitri
Final Rank	10
Fastest Section Time (Section)	0:10.76 (1200m)
Top Speed [km/h] (Section)	67.8 (1200m)
Race State	Finished



Doomben QLD Professional
Race 6: STRONGER AT AQUIS QTIS Three-Year-Old Handicap - 1350m

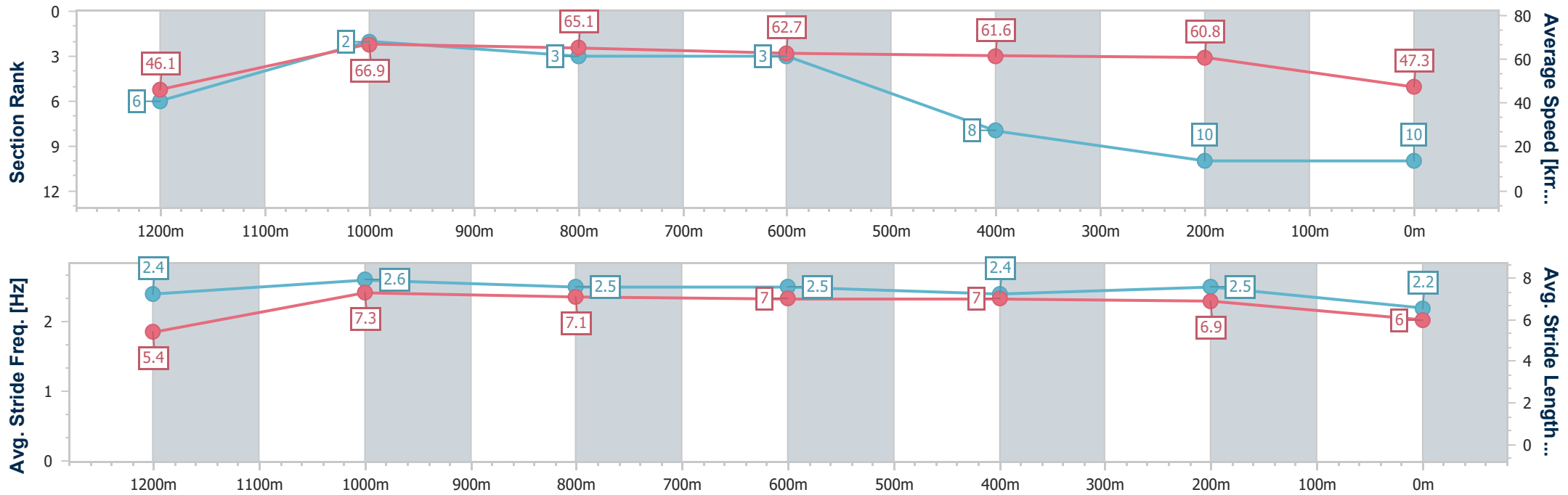


09 September 2023 - 14:54

BRISBANE RACING CLUB

Track Rating: Good 4, Weather: Fine, Rail Position: +2.5m Entire

Section	Overall	1200m	1000m	800m	600m	400m	200m
Section Times	1:24.24 [10] (0:11.72)	1:12.52 [6] (0:10.76)	1:01.76 [2] (0:11.13)	0:50.63 [3] (0:11.67)	0:38.96 [3] (0:11.85)	0:27.11 [8] (0:11.87)	0:15.24 [10] (0:15.24)
Average Speed [km/h]	46.1	66.9	65.1	62.7	61.6	60.8	47.3
Top Speed [km/h]	65.0	67.8	67.7	63.3	63.5	61.9	57.7
Avg. Dist. to Rail [m]	8.2	4.6	2.9	3.1	2.3	2.1	2.0
Avg. Stride Freq. [Hz]	2.4	2.6	2.5	2.5	2.4	2.5	2.2
Avg. Stride Length [m]	5.4	7.3	7.1	7.0	7.0	6.9	6.0



- [] Ranking at each section and finish
- .-.- No data available at this section
- NA No data available