

# Toowoomba QLD Professional

## Race 2: Happy 30th Birthday Brit Class 1 Handicap - 1300m

09 September 2023 - 17:43



Track Rating: Good 4, Weather: Fine, Rail Position: +5m Entire

Section		Overall	1200m	1000m	800m	600m	400m	Last 600m				
Field Times		1:18.64 (0:07.46)	1:11.18 (0:10.90)	1:00.28 (0:11.74)	0:48.54 (0:12.23)	0:36.31 (0:12.38)	0:23.93 (0:12.05)	0:36.31				
Rank	TAB Horse/Jockey	Barrier	Top Speed [km/h]	Fastest Section	Distance Travelled [m]							
1	10 TALK TIME Madeleine Wishart	6	67.4 1200m	0:07.70 Overall	1:18.64 [1] (0:07.70)	1:10.94 [5] (0:10.89)	1:00.05 [3] (0:11.55)	0:48.50 [2] (0:12.19)	0:36.31 [1] (0:12.38)	0:23.93 [1] (0:12.05)	0:36.31	
2	1 TAKE A PICTURE Nathan Fazackerley	15	66.7 1200m	0:07.65 Overall	1:18.99 [2] (0:07.65)	1:11.34 [4] (0:11.36)	0:59.98 [7] (0:11.58)	0:48.40 [7] (0:12.21)	0:36.19 [7] (0:12.32)	0:23.87 [6] (0:12.27)	0:36.19	-1
3	5 GALEKA Matthew McGillivray	2	66.6 1200m	0:07.75 Overall	1:19.35 [3] (0:07.75)	1:11.60 [6] (0:11.00)	1:00.60 [5] (0:11.60)	0:49.00 [4] (0:12.24)	0:36.76 [4] (0:12.33)	0:24.43 [3] (0:12.23)	0:36.76	-7
4	8 SWANIC BOOM Alisha Donald	5	67.2 1200m	0:07.59 Overall	1:19.49 [4] (0:07.59)	1:11.90 [3] (0:10.99)	1:00.91 [2] (0:11.67)	0:49.24 [3] (0:12.31)	0:36.93 [3] (0:12.37)	0:24.56 [4] (0:12.31)	0:36.93	-5
5	6 NAVY BLACK Michael Murphy	16	65.3 1200m	0:08.01 Overall	1:20.48 [5] (0:08.01)	1:12.47 [8] (0:11.43)	1:01.04 [8] (0:11.50)	0:49.54 [8] (0:12.00)	0:37.54 [8] (0:12.34)	0:25.20 [8] (0:12.56)	0:37.54	+2
6	3 CLUSTER'S REIN Les Tilley	9	65.9 1200m	0:07.58 Overall	1:20.71 [6] (0:07.58)	1:13.13 [2] (0:11.15)	1:01.98 [4] (0:11.68)	0:50.30 [5] (0:12.19)	0:38.11 [5] (0:12.45)	0:25.66 [5] (0:12.64)	0:38.11	+2
7	7 STEAL THE FIELD Nozi Tomizawa	3	67.5 1200m	0:07.83 Overall	1:20.82 [7] (0:07.83)	1:12.99 [7] (0:11.09)	1:01.90 [6] (0:11.54)	0:50.36 [6] (0:12.26)	0:38.10 [6] (0:12.44)	0:25.66 [7] (0:12.52)	0:38.10	+2
8	2 BRIGHT REALM Kenji Yoshida	12	68.4 1200m	0:07.46 Overall	1:20.96 [8] (0:07.46)	1:13.50 [1] (0:10.90)	1:02.60 [1] (0:11.74)	0:50.86 [1] (0:12.26)	0:38.60 [2] (0:12.40)	0:26.20 [2] (0:12.82)	0:38.60	-6
9	4 TERMITE Chris Taylor	14	64.0 1000m	0:08.26 Overall	1:21.67 [9] (0:08.26)	1:13.41 [9] (0:11.53)	1:01.88 [9] (0:11.72)	0:50.16 [9] (0:12.02)	0:38.14 [9] (0:12.49)	0:25.65 [9] (0:12.62)	0:38.14	-3

Scratched: Inclusion (#14), Avoid The Missres (#9), Klinsmann (#13), Distant Secret (#15), Heart Of Marble (#11), Run Rampant (#16), Dreamer's Gift (#12)



# Toowoomba QLD Professional

## Race 2: Happy 30th Birthday Brit Class 1 Handicap - 1300m

09 September 2023 - 17:43



Track Rating: Good 4, Weather: Fine, Rail Position: +5m Entire

Section				200m				Last 600m	
Field Times				0:11.88 (0:11.88)				0:36.31	
Rank	TAB	Horse/Jockey	Barrier	Top Speed [km/h]	Fastest Section	Margin			Distance Travelled [m]
1	10	<b>TALK TIME</b> Madeleine Wishart	6	67.4 1200m	0:07.70 Overall	0:11.88 [1] (0:11.88)	1:18.64		0:36.31
2	1	<b>TAKE A PICTURE</b> Nathan Fazackerley	15	66.7 1200m	0:07.65 Overall	0:11.60 [4] (0:11.60)	2L		0:36.19 -1
3	5	<b>GALEKA</b> Matthew McGillivray	2	66.6 1200m	0:07.75 Overall	0:12.20 [2] (0:12.20)	4L		0:36.76 -7
4	8	<b>SWANIC BOOM</b> Alisha Donald	5	67.2 1200m	0:07.59 Overall	0:12.25 [3] (0:12.25)	4.8L		0:36.93 -5
5	6	<b>NAVY BLACK</b> Michael Murphy	16	65.3 1200m	0:08.01 Overall	0:12.64 [8] (0:12.64)	10.6L		0:37.54 +2
6	3	<b>CLUSTER'S REIN</b> Les Tilley	9	65.9 1200m	0:07.58 Overall	0:13.02 [7] (0:13.02)	11.9L		0:38.11 +2
7	7	<b>STEAL THE FIELD</b> Nozi Tomizawa	3	67.5 1200m	0:07.83 Overall	0:13.14 [6] (0:13.14)	12.4L		0:38.10 +2
8	2	<b>BRIGHT REALM</b> Kenji Yoshida	12	68.4 1200m	0:07.46 Overall	0:13.38 [5] (0:13.38)	13.2L		0:38.60 -6
9	4	<b>TERMITE</b> Chris Taylor	14	64.0 1000m	0:08.26 Overall	0:13.03 [9] (0:13.03)	17.2L		0:38.14 -3

Scratched: Inclusion (#14), Avoid The Missres (#9), Klinsmann (#13), Distant Secret (#15), Heart Of Marble (#11), Run Rampant (#16), Dreamer's Gift (#12)



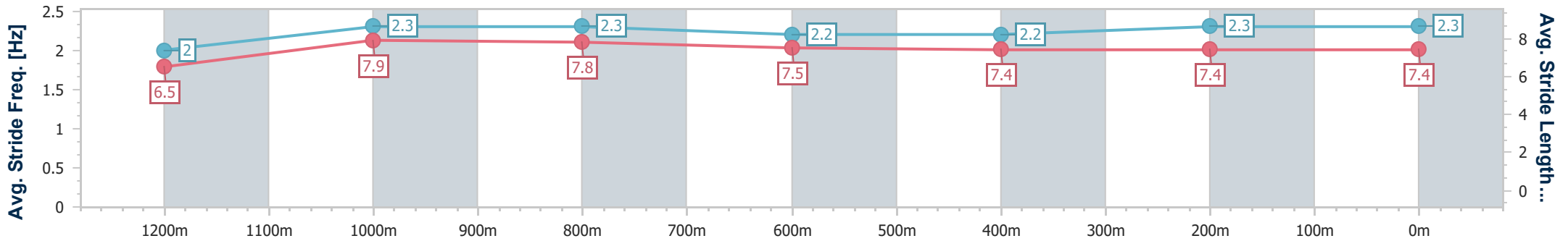
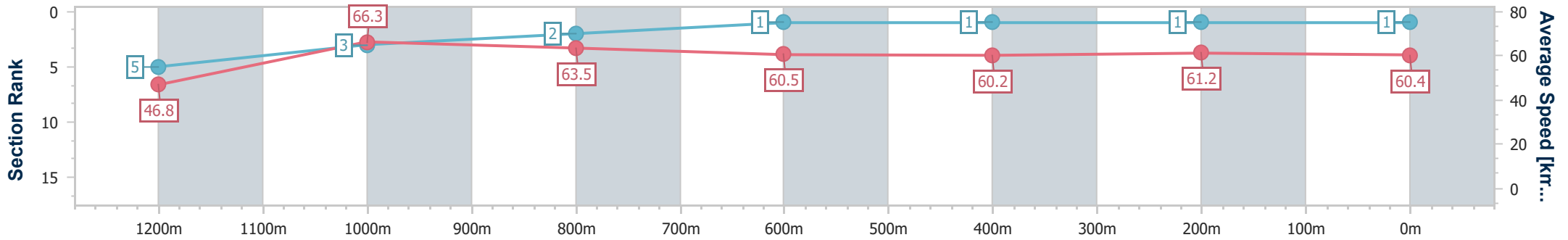
Horse/Jockey Name	Talk Time
Final Rank	1
Fastest Section Time (Section)	0:07.70 (Overall)
Top Speed [km/h] (Section)	67.4 (1200m)
Race State	Finished



Toowoomba QLD Professional  
 Race 2: Happy 30th Birthday Brit Class 1 Handicap - 1300m  
 09 September 2023 - 17:43  
 Track Rating: Good 4, Weather: Fine, Rail Position: +5m Entire



Section	Overall	1200m	1000m	800m	600m	400m	200m
Section Times	1:18.64 [1] (0:07.70)	1:10.94 [5] (0:10.89)	1:00.05 [3] (0:11.55)	0:48.50 [2] (0:12.19)	0:36.31 [1] (0:12.38)	0:23.93 [1] (0:12.05)	0:11.88 [1] (0:11.88)
Average Speed [km/h]	46.8	66.3	63.5	60.5	60.2	61.2	60.4
Top Speed [km/h]	63.4	67.4	66.7	61.4	60.9	61.9	61.8
Avg. Dist. to Rail [m]	10.4	6.7	5.9	6.0	6.7	5.9	3.6
Avg. Stride Freq. [Hz]	2.0	2.3	2.3	2.2	2.2	2.3	2.3
Avg. Stride Length [m]	6.5	7.9	7.8	7.5	7.4	7.4	7.4



- [ ] Ranking at each section and finish
- .-.- No data available at this section
- NA No data available



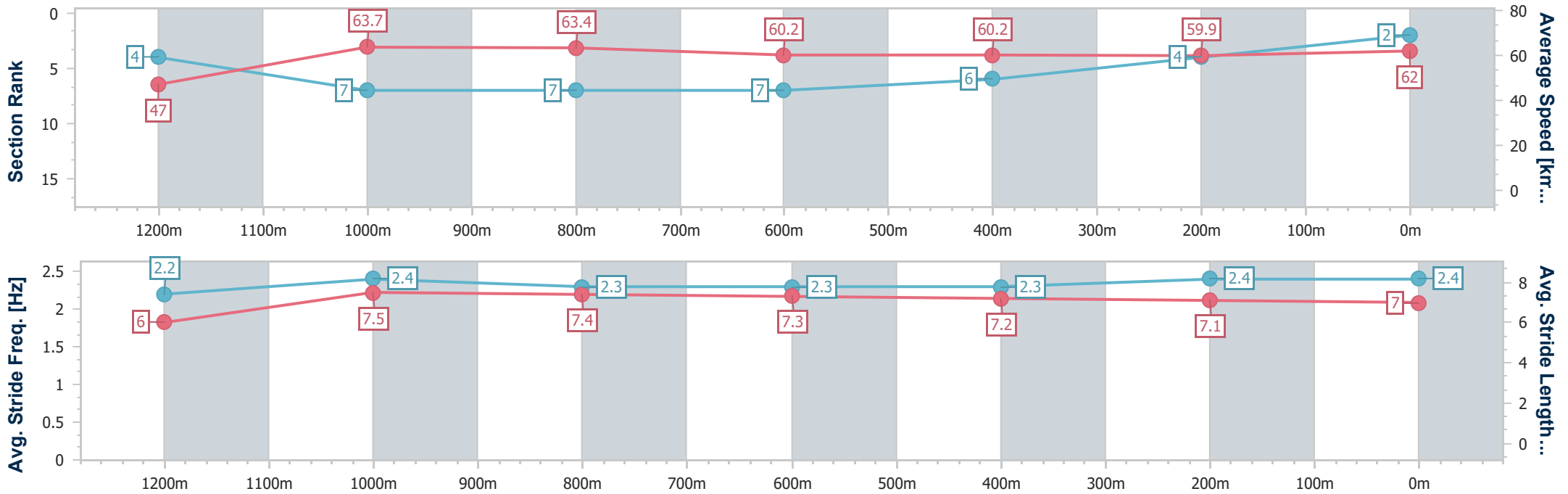
Horse/Jockey Name	Take A Picture
Final Rank	2
Fastest Section Time (Section)	0:07.65 (Overall)
Top Speed [km/h] (Section)	66.7 (1200m)
Race State	Finished



Toowoomba QLD Professional  
 Race 2: Happy 30th Birthday Brit Class 1 Handicap - 1300m  
 09 September 2023 - 17:43  
 Track Rating: Good 4, Weather: Fine, Rail Position: +5m Entire



Section	Overall	1200m	1000m	800m	600m	400m	200m
Section Times	1:18.99 [2] (0:07.65)	1:11.34 [4] (0:11.36)	0:59.98 [7] (0:11.58)	0:48.40 [7] (0:12.21)	0:36.19 [7] (0:12.32)	0:23.87 [6] (0:12.27)	0:11.60 [4]
Average Speed [km/h]	47.0	63.7	63.4	60.2	60.2	59.9	62.0
Top Speed [km/h]	58.0	66.7	66.3	61.9	61.9	61.6	62.9
Avg. Dist. to Rail [m]	12.2	7.1	6.0	5.4	5.6	5.9	6.5
Avg. Stride Freq. [Hz]	2.2	2.4	2.3	2.3	2.3	2.4	2.4
Avg. Stride Length [m]	6.0	7.5	7.4	7.3	7.2	7.1	7.0



- [ ] Ranking at each section and finish
- .-.- No data available at this section
- NA No data available



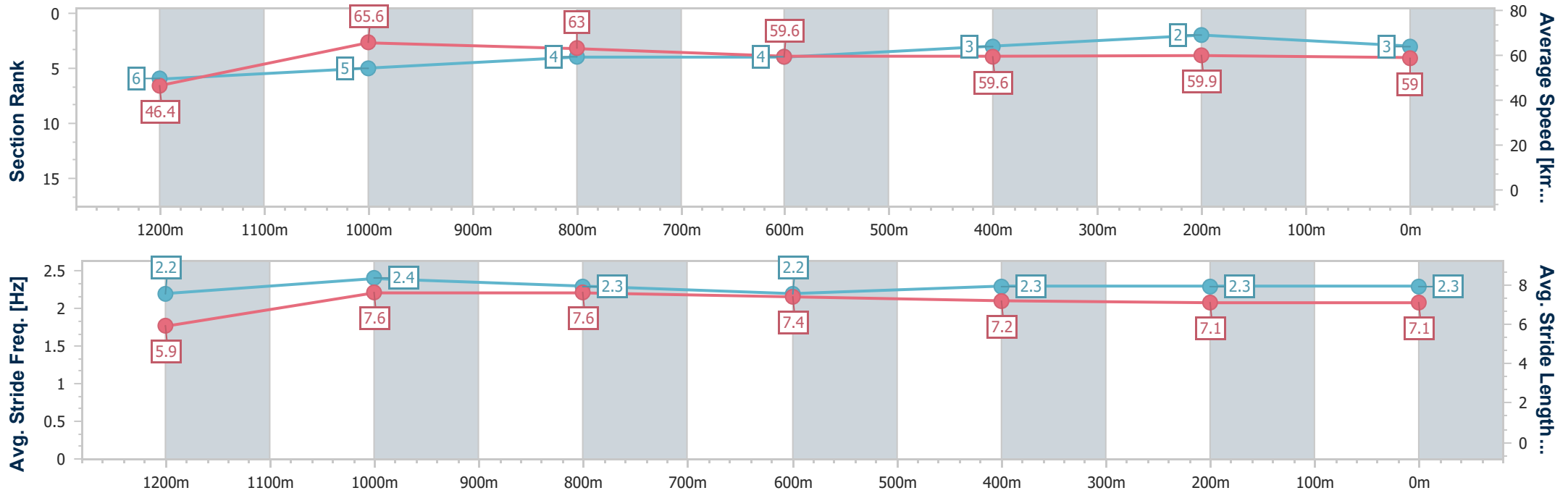
Horse/Jockey Name	Galeka
Final Rank	3
Fastest Section Time (Section)	0:07.75 (Overall)
Top Speed [km/h] (Section)	66.6 (1200m)
Race State	Finished



**Toowoomba QLD Professional**  
**Race 2: Happy 30th Birthday Brit Class 1 Handicap - 1300m**  
**09 September 2023 - 17:43**  
**Track Rating: Good 4, Weather: Fine, Rail Position: +5m Entire**



Section	Overall	1200m	1000m	800m	600m	400m	200m
Section Times	1:19.35 [3] (0:07.75)	1:11.60 [6] (0:11.00)	1:00.60 [5] (0:11.60)	0:49.00 [4] (0:12.24)	0:36.76 [4] (0:12.33)	0:24.43 [3] (0:12.23)	0:12.20 [2] (0:12.20)
Average Speed [km/h]	46.4	65.6	63.0	59.6	59.6	59.9	59.0
Top Speed [km/h]	62.4	66.6	65.4	60.6	61.2	61.2	60.1
Avg. Dist. to Rail [m]	6.6	4.9	4.6	3.7	3.9	4.7	2.9
Avg. Stride Freq. [Hz]	2.2	2.4	2.3	2.2	2.3	2.3	2.3
Avg. Stride Length [m]	5.9	7.6	7.6	7.4	7.2	7.1	7.1



- [ ] Ranking at each section and finish
- .-.- No data available at this section
- NA No data available



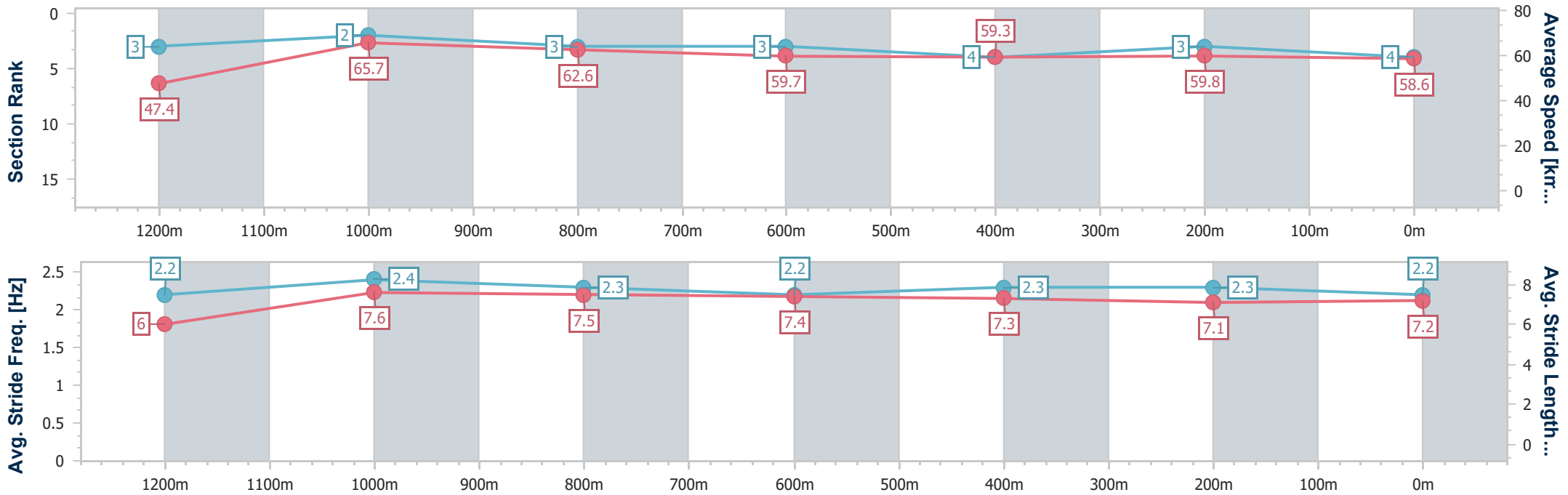
Horse/Jockey Name	Swanic Boom
Final Rank	4
Fastest Section Time (Section)	0:07.59 (Overall)
Top Speed [km/h] (Section)	67.2 (1200m)
Race State	Finished



**Toowoomba QLD Professional**  
**Race 2: Happy 30th Birthday Brit Class 1 Handicap - 1300m**  
**09 September 2023 - 17:43**  
**Track Rating: Good 4, Weather: Fine, Rail Position: +5m Entire**



Section	Overall	1200m	1000m	800m	600m	400m	200m
Section Times	1:19.49 [4] (0:07.59)	1:11.90 [3] (0:10.99)	1:00.91 [2] (0:11.67)	0:49.24 [3] (0:12.31)	0:36.93 [3] (0:12.37)	0:24.56 [4] (0:12.31)	0:12.25 [3] (0:12.25)
Average Speed [km/h]	47.4	65.7	62.6	59.7	59.3	59.8	58.6
Top Speed [km/h]	61.9	67.2	65.1	61.4	60.3	60.7	60.6
Avg. Dist. to Rail [m]	8.5	5.3	4.8	4.8	4.1	5.9	4.5
Avg. Stride Freq. [Hz]	2.2	2.4	2.3	2.2	2.3	2.3	2.2
Avg. Stride Length [m]	6.0	7.6	7.5	7.4	7.3	7.1	7.2



- [ ] Ranking at each section and finish
- .-.- No data available at this section
- NA No data available



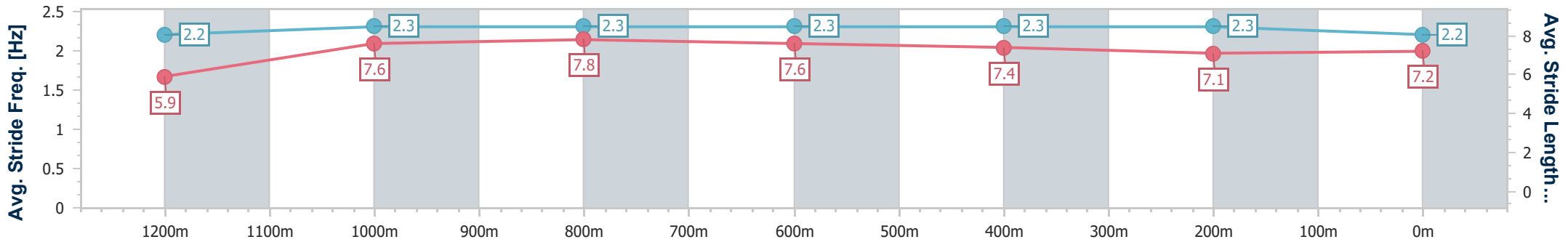
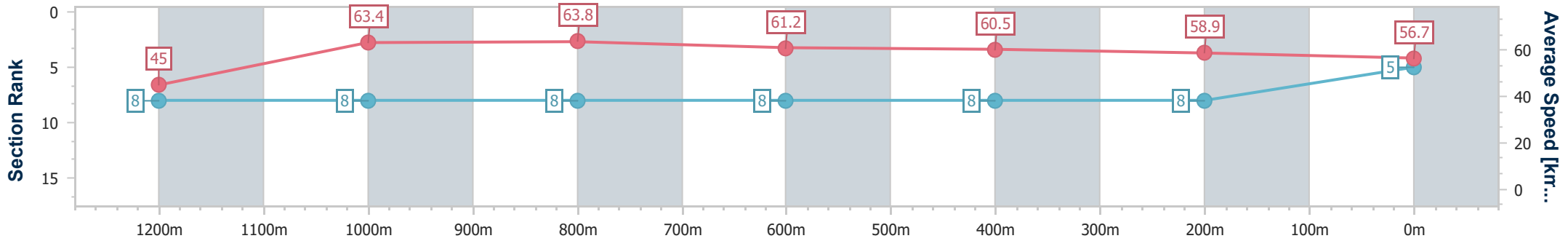
Horse/Jockey Name	Navy Black
Final Rank	5
Fastest Section Time (Section)	0:08.01 (Overall)
Top Speed [km/h] (Section)	65.3 (1200m)
Race State	Finished



**Toowoomba QLD Professional**  
**Race 2: Happy 30th Birthday Brit Class 1 Handicap - 1300m**  
 09 September 2023 - 17:43  
 Track Rating: Good 4, Weather: Fine, Rail Position: +5m Entire



Section	Overall	1200m	1000m	800m	600m	400m	200m
Section Times	1:20.48 [5] (0:08.01)	1:12.47 [8] (0:11.43)	1:01.04 [8] (0:11.50)	0:49.54 [8] (0:12.00)	0:37.54 [8] (0:12.34)	0:25.20 [8] (0:12.56)	0:12.64 [8] (0:12.64)
Average Speed [km/h]	45.0	63.4	63.8	61.2	60.5	58.9	56.7
Top Speed [km/h]	57.2	65.3	64.8	62.8	62.8	59.6	58.6
Avg. Dist. to Rail [m]	13.7	6.7	6.2	6.0	6.8	8.0	9.3
Avg. Stride Freq. [Hz]	2.2	2.3	2.3	2.3	2.3	2.3	2.2
Avg. Stride Length [m]	5.9	7.6	7.8	7.6	7.4	7.1	7.2



- [ ] Ranking at each section and finish
- .-.- No data available at this section
- NA No data available



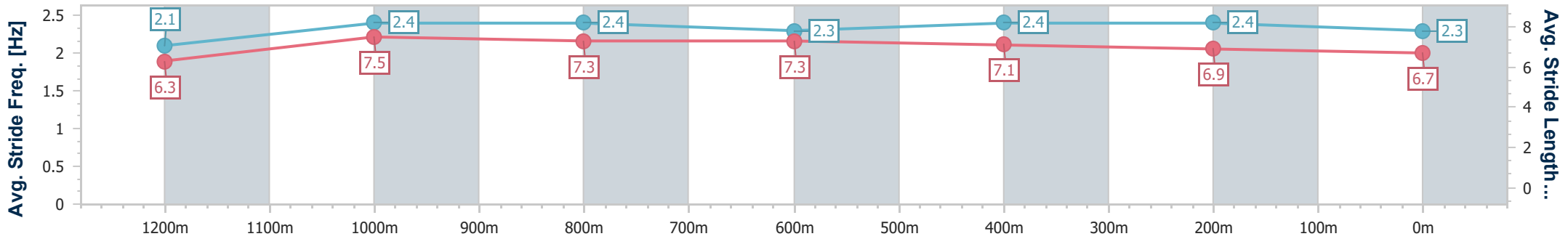
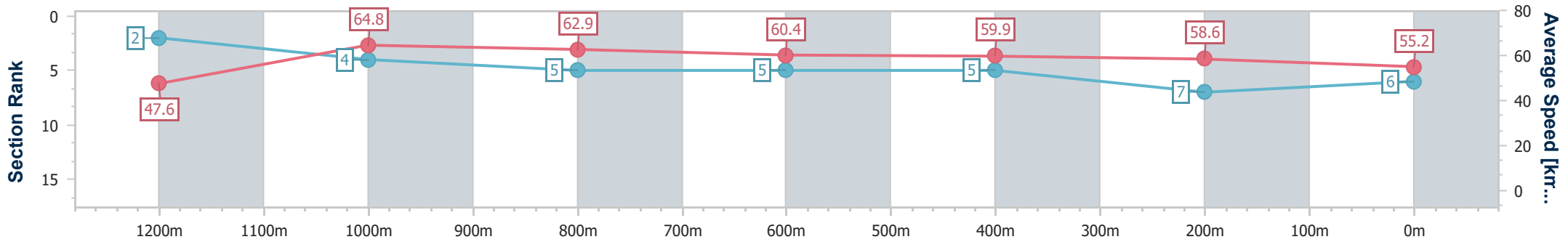
Horse/Jockey Name	Cluster's Rein
Final Rank	6
Fastest Section Time (Section)	0:07.58 (Overall)
Top Speed [km/h] (Section)	65.9 (1200m)
Race State	Finished



Toowoomba QLD Professional  
 Race 2: Happy 30th Birthday Brit Class 1 Handicap - 1300m  
 09 September 2023 - 17:43  
 Track Rating: Good 4, Weather: Fine, Rail Position: +5m Entire



Section	Overall	1200m	1000m	800m	600m	400m	200m
Section Times	1:20.71 [6] (0:07.58)	1:13.13 [2] (0:11.15)	1:01.98 [4] (0:11.68)	0:50.30 [5] (0:12.19)	0:38.11 [5] (0:12.45)	0:25.66 [5] (0:12.64)	0:13.02 [7] (0:13.02)
Average Speed [km/h]	47.6	64.8	62.9	60.4	59.9	58.6	55.2
Top Speed [km/h]	61.3	65.9	65.5	61.6	60.7	60.1	57.7
Avg. Dist. to Rail [m]	10.4	7.1	6.4	6.2	6.7	8.1	9.5
Avg. Stride Freq. [Hz]	2.1	2.4	2.4	2.3	2.4	2.4	2.3
Avg. Stride Length [m]	6.3	7.5	7.3	7.3	7.1	6.9	6.7



- [ ] Ranking at each section and finish
- .-.- No data available at this section
- NA No data available





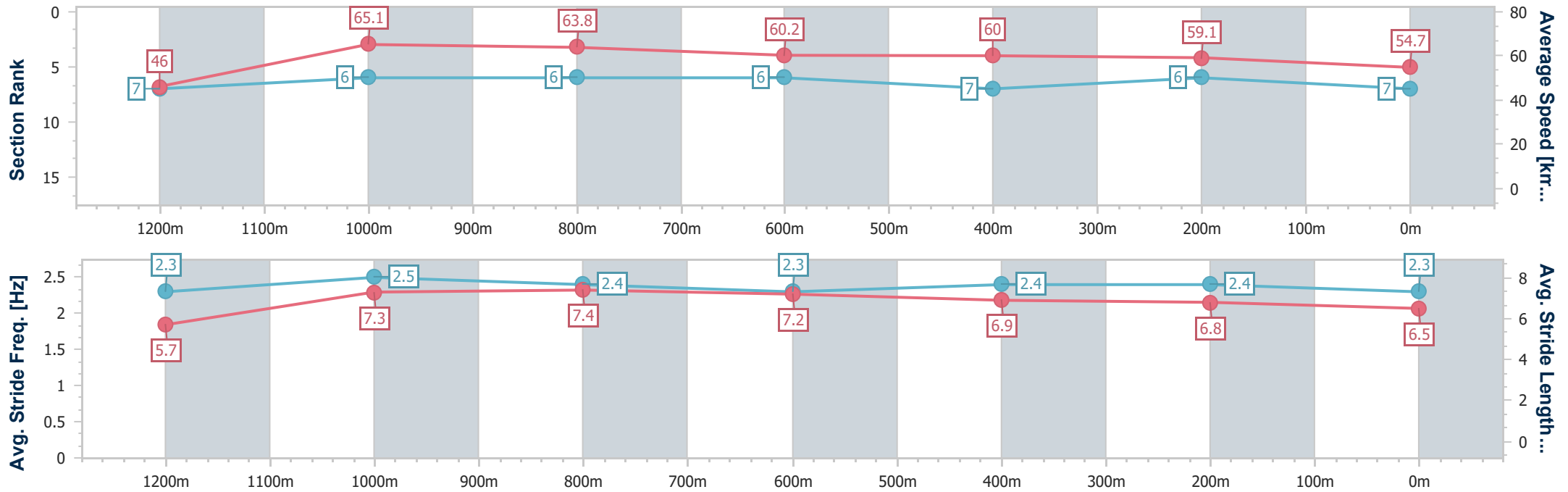
Horse/Jockey Name	Steal The Field
Final Rank	7
Fastest Section Time (Section)	0:07.83 (Overall)
Top Speed [km/h] (Section)	67.5 (1200m)
Race State	Finished



Toowoomba QLD Professional  
 Race 2: Happy 30th Birthday Brit Class 1 Handicap - 1300m  
 09 September 2023 - 17:43  
 Track Rating: Good 4, Weather: Fine, Rail Position: +5m Entire



Section	Overall	1200m	1000m	800m	600m	400m	200m
Section Times	1:20.82 [7] (0:07.83)	1:12.99 [7] (0:11.09)	1:01.90 [6] (0:11.54)	0:50.36 [6] (0:12.26)	0:38.10 [6] (0:12.44)	0:25.66 [7] (0:12.52)	0:13.14 [6] (0:13.14)
Average Speed [km/h]	46.0	65.1	63.8	60.2	60.0	59.1	54.7
Top Speed [km/h]	60.3	67.5	66.0	61.6	61.7	60.3	56.5
Avg. Dist. to Rail [m]	8.0	7.0	6.9	6.7	7.0	7.7	7.8
Avg. Stride Freq. [Hz]	2.3	2.5	2.4	2.3	2.4	2.4	2.3
Avg. Stride Length [m]	5.7	7.3	7.4	7.2	6.9	6.8	6.5



- [ ] Ranking at each section and finish
- .-.- No data available at this section
- NA No data available



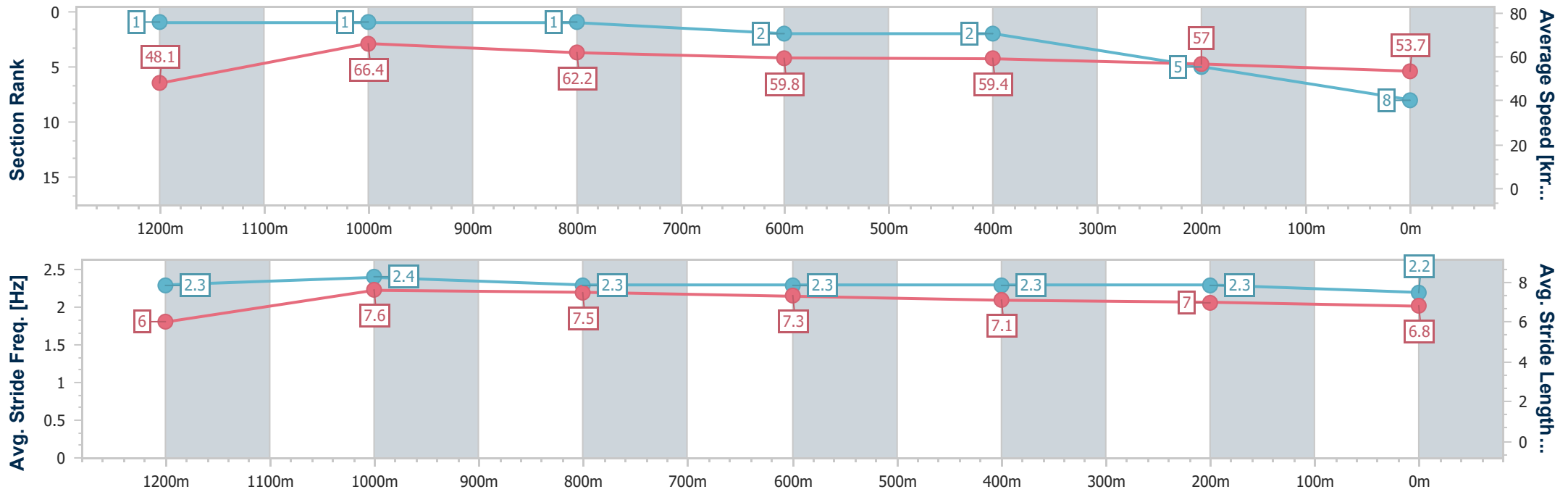
Horse/Jockey Name	Bright Realm
Final Rank	8
Fastest Section Time (Section)	0:07.46 (Overall)
Top Speed [km/h] (Section)	68.4 (1200m)
Race State	Finished



Toowoomba QLD Professional  
 Race 2: Happy 30th Birthday Brit Class 1 Handicap - 1300m  
 09 September 2023 - 17:43  
 Track Rating: Good 4, Weather: Fine, Rail Position: +5m Entire



Section	Overall	1200m	1000m	800m	600m	400m	200m
Section Times	1:20.96 [8] (0:07.46)	1:13.50 [1] (0:10.90)	1:02.60 [1] (0:11.74)	0:50.86 [1] (0:12.26)	0:38.60 [2] (0:12.40)	0:26.20 [2] (0:12.82)	0:13.38 [5] (0:13.38)
Average Speed [km/h]	48.1	66.4	62.2	59.8	59.4	57.0	53.7
Top Speed [km/h]	63.4	68.4	65.1	60.6	60.6	58.8	55.6
Avg. Dist. to Rail [m]	10.7	7.1	4.7	4.5	4.9	3.5	3.0
Avg. Stride Freq. [Hz]	2.3	2.4	2.3	2.3	2.3	2.3	2.2
Avg. Stride Length [m]	6.0	7.6	7.5	7.3	7.1	7.0	6.8



- [ ] Ranking at each section and finish
- .-.-.- No data available at this section
- NA No data available



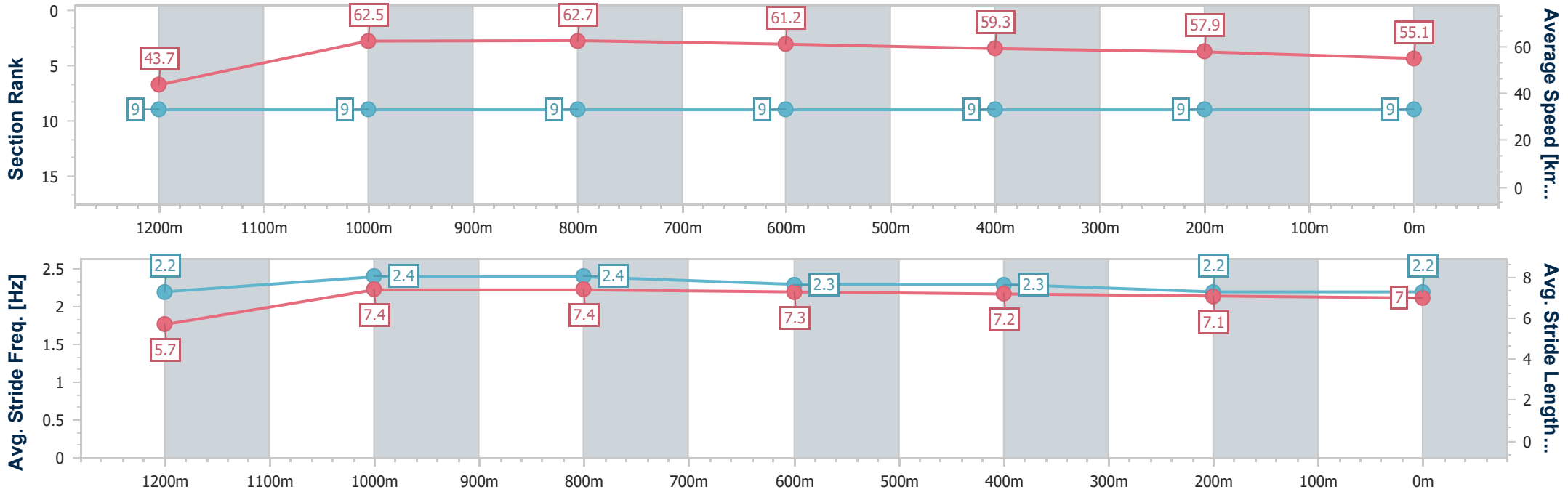
Horse/Jockey Name	Termite
Final Rank	9
Fastest Section Time (Section)	0:08.26 (Overall)
Top Speed [km/h] (Section)	64.0 (1000m)
Race State	Finished



**Toowoomba QLD Professional**  
**Race 2: Happy 30th Birthday Brit Class 1 Handicap - 1300m**  
**09 September 2023 - 17:43**  
**Track Rating: Good 4, Weather: Fine, Rail Position: +5m Entire**



Section	Overall	1200m	1000m	800m	600m	400m	200m
Section Times	1:21.67 [9] (0:08.26)	1:13.41 [9] (0:11.53)	1:01.88 [9] (0:11.72)	0:50.16 [9] (0:12.02)	0:38.14 [9] (0:12.49)	0:25.65 [9] (0:12.62)	0:13.03 [9] (0:13.03)
Average Speed [km/h]	43.7	62.5	62.7	61.2	59.3	57.9	55.1
Top Speed [km/h]	60.4	63.9	64.0	61.8	61.0	59.0	57.4
Avg. Dist. to Rail [m]	10.6	5.5	5.9	5.9	5.4	3.8	4.0
Avg. Stride Freq. [Hz]	2.2	2.4	2.4	2.3	2.3	2.2	2.2
Avg. Stride Length [m]	5.7	7.4	7.4	7.3	7.2	7.1	7.0



- [ ] Ranking at each section and finish
- .-.- No data available at this section
- NA No data available