



Sunshine Coast QLD Professional

Race 5: XRAY ADDITIONS Maiden Handicap - 1000m

10 September 2023 - 15:23



Track Rating: Good 4, Weather: Fine, Rail Position: True

Section		Overall									Last 600m	
Field Times		0:59.19 (0:13.43)									0:34.83	
		800m			600m		400m		200m			
		0:45.76 (0:10.93)			0:34.83 (0:11.50)		0:23.33 (0:11.32)		0:12.01 (0:12.01)			
Rank	TAB	Horse/Jockey	Barrier	Top Speed [km/h]	Fastest Section	Overall	800m	600m	400m	200m	Margin	Distance Travelled [m]
1	11	WEIGALL TIGER Cejay Graham	6	67.8 800m	0:10.93 800m	0:59.19 [1] (0:13.43)	0:45.76 [1] (0:10.93)	0:34.83 [1] (0:11.50)	0:23.33 [1] (0:11.32)	0:12.01 [1] (0:12.01)	0:59.19	0:34.83
2	10	BONDED AFFAIR Ben Thompson	3	67.9 800m	0:10.95 800m	0:59.26 [2] (0:13.64)	0:45.62 [6] (0:10.95)	0:34.67 [3] (0:11.51)	0:23.16 [4] (0:11.38)	0:11.78 [5] (0:11.78)	0.3L	0:34.67 -4
3	9	WITH INTENT Emily Lang	17	66.5 Overall	0:11.11 400m	0:59.34 [3] (0:14.04)	0:45.30 [11] (0:11.19)	0:34.11 [13] (0:11.36)	0:22.75 [11] (0:11.11)	0:11.64 [7] (0:11.64)	0.7L	0:34.11 +5
4	14	BOOM BOOM BELLA Angela Jones	7	68.1 800m	0:10.88 800m	0:59.36 [4] (0:13.99)	0:45.37 [10] (0:10.88)	0:34.49 [8] (0:11.44)	0:23.05 [7] (0:11.35)	0:11.70 [6] (0:11.70)	0.8L	0:34.49 -2
5	2	A LOT OF BOOTY James Orman	23	67.5 800m	0:11.11 800m	0:59.45 [5] (0:13.57)	0:45.88 [3] (0:11.11)	0:34.77 [6] (0:11.49)	0:23.28 [6] (0:11.25)	0:12.03 [2] (0:12.03)	1.2L	0:34.77 +8
6	12	WINLIKE EMMA Georgina Cartwright	9	67.6 800m	0:10.98 800m	0:59.57 [6] (0:13.43)	0:46.14 [2] (0:10.98)	0:35.16 [2] (0:11.59)	0:23.57 [2] (0:11.43)	0:12.14 [3] (0:12.14)	1.7L	0:35.16 +4
7	4	ANOTHER JACK Bailey Wheeler	11	66.2 Overall	0:11.16 800m	0:59.74 [7] (0:13.89)	0:45.85 [9] (0:11.16)	0:34.69 [10] (0:11.54)	0:23.15 [11] (0:11.40)	0:11.75 [12] (0:11.75)	2.7L	0:34.69 +5
8	17	READY TO BOOM Mark Du Plessis	5	66.8 Overall	0:11.06 800m	0:59.84 [8] (0:13.60)	0:46.24 [4] (0:11.06)	0:35.18 [5] (0:11.39)	0:23.79 [3] (0:11.42)	0:12.37 [4] (0:12.37)	3.2L	0:35.18 +2
9	1	HELL APPROACHING Taylor Marshall	1	67.2 800m	0:10.88 800m	0:59.89 [9] (0:14.26)	0:45.63 [13] (0:10.88)	0:34.75 [11] (0:11.37)	0:23.38 [10] (0:11.43)	0:11.95 [10] (0:11.95)	3.4L	0:34.75 -3
10	7	FINAL SELECTION Jake Bayliss	4	68.5 800m	0:10.83 800m	1:00.01 [10] (0:13.76)	0:46.25 [7] (0:10.83)	0:35.42 [3] (0:11.54)	0:23.88 [5] (0:11.58)	0:12.30 [8] (0:12.30)	3.9L	0:35.42 -2

Scratched: Magnatic (#3), So It Begins (#8), Jafuboy (#13), Deep Tiara (#15), Pretty Little Liar (#16), A Certain Maybe (#18), Rock Lobster (#21), Seiryu (#22), Loaded Gun (#23), November Rhythm (#24)

[] Ranking at each section and finish
 -:-:- No data available at this section
 NA No data available

SCN Saddle cloth number
 DNF Did not finish
 DNT Did not track



Sunshine Coast QLD Professional
Race 5: XRAY ADDITIONS Maiden Handicap - 1000m
10 September 2023 - 15:23



Track Rating: Good 4, Weather: Fine, Rail Position: True

Section		Overall	800m	600m	400m	200m	Last 600m					
Field Times		0:59.19 (0:13.43)	0:45.76 (0:10.93)	0:34.83 (0:11.50)	0:23.33 (0:11.32)	0:12.01 (0:12.01)	0:34.83					
Rank	TAB Horse/Jockey	Barrier	Top Speed [km/h]	Fastest Section	Margin					Distance Travelled [m]		
11	19 EMILY NINETYNINE Matthew Powell	12	66.8 800m	0:11.18 800m	1:00.08 [11] (0:13.62)	0:46.46 [5] (0:11.18)	0:35.28 [7] (0:11.60)	0:23.68 [8] (0:11.45)	0:12.23 [9] (0:12.23)	4.2L	0:35.28	+3
12	20 VAGABOND PRINCE Dan McGillivray	14	67.4 800m	0:10.93 800m	1:00.45 [12] (0:14.24)	0:46.21 [12] (0:10.93)	0:35.28 [12] (0:11.48)	0:23.80 [13] (0:11.31)	0:12.49 [11] (0:12.49)	6.2L	0:35.28	+1
13	5 MOOLOOLABA MAGIC Luke Tarrant	18	66.4 800m	0:11.06 800m	1:00.62 [13] (0:14.46)	0:46.16 [14] (0:11.06)	0:35.10 [14] (0:11.41)	0:23.69 [14] (0:11.42)	0:12.27 [13] (0:12.27)	7.2L	0:35.10	+2
14	6 TYCOON TORQUE Justin Huxtable	10	67.8 800m	0:11.00 800m	1:06.27 [14] (0:13.88)	0:52.39 [8] (0:11.00)	0:41.39 [9] (0:11.61)	0:29.78 [9] (0:12.53)	0:17.25 [14] (0:17.25)	40.5L	0:41.39	+3

Scratched: Magnatic (#3), So It Begins (#8), Jafuboy (#13), Deep Tiara (#15), Pretty Little Liar (#16), A Certain Maybe (#18), Rock Lobster (#21), Seiryu (#22), Loaded Gun (#23), November Rhythm (#24)

[] Ranking at each section and finish
 -:-:-:- No data available at this section
 NA No data available

SCN Saddle cloth number
 DNF Did not finish
 DNT Did not track



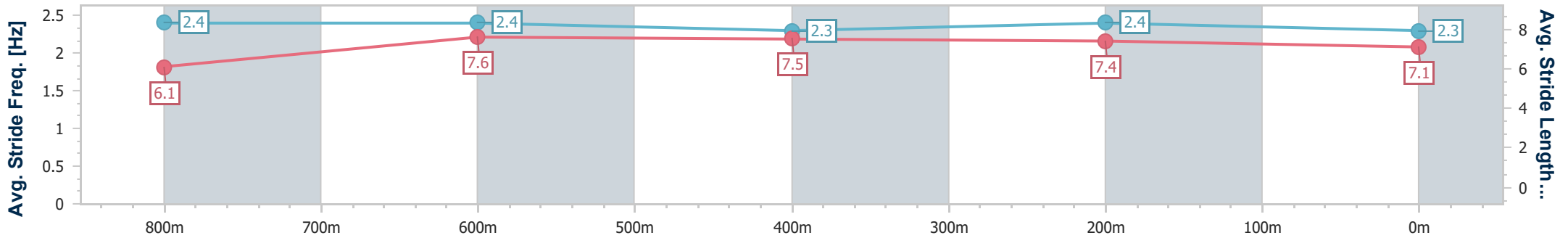
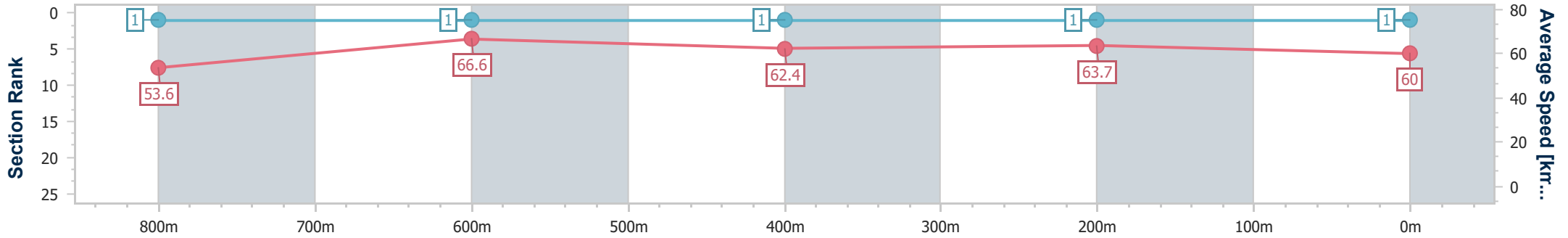
Horse/Jockey Name	Weigall Tiger
Final Rank	1
Fastest Section Time (Section)	0:10.93 (800m)
Top Speed [km/h] (Section)	67.8 (800m)
Race State	Finished



Sunshine Coast QLD Professional
 Race 5: XRAY ADDITIONS Maiden Handicap - 1000m
 10 September 2023 - 15:23
 Track Rating: Good 4, Weather: Fine, Rail Position: True



Section	Overall	800m	600m	400m	200m
Section Times	0:59.19 [1] (0:13.43)	0:45.76 [1] (0:10.93)	0:34.83 [1] (0:11.50)	0:23.33 [1] (0:11.32)	0:12.01 [1] (0:12.01)
Average Speed [km/h]	53.6	66.6	62.4	63.7	60.0
Top Speed [km/h]	67.8	67.8	64.8	64.1	62.9
Avg. Dist. to Rail [m]	7.3	3.7	0.4	4.3	5.7
Avg. Stride Freq. [Hz]	2.4	2.4	2.3	2.4	2.3
Avg. Stride Length [m]	6.1	7.6	7.5	7.4	7.1



- [] Ranking at each section and finish
- .-.- No data available at this section
- NA No data available



Horse/Jockey Name	Bonded Affair
Final Rank	2
Fastest Section Time (Section)	0:10.95 (800m)
Top Speed [km/h] (Section)	67.9 (800m)
Race State	Finished



Sunshine Coast QLD Professional

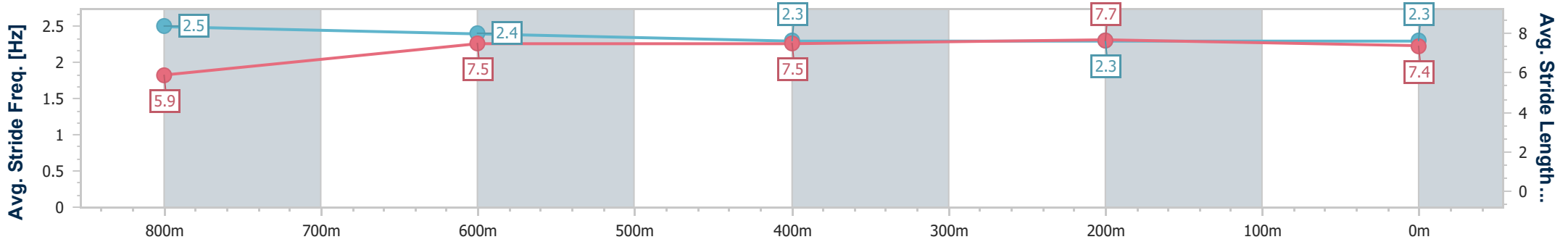
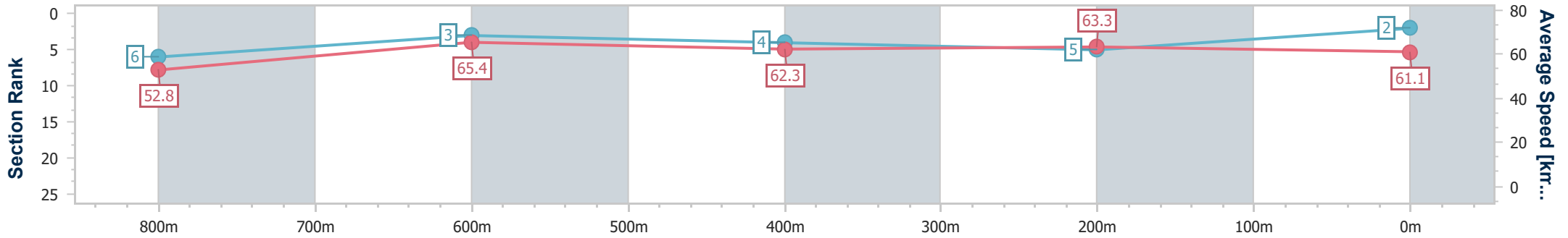
Race 5: XRAY ADDITIONS Maiden Handicap - 1000m



10 September 2023 - 15:23

Track Rating: Good 4, Weather: Fine, Rail Position: True

Section	Overall	800m	600m	400m	200m
Section Times	0:59.26 [2] (0:13.64)	0:45.62 [6] (0:10.95)	0:34.67 [3] (0:11.51)	0:23.16 [4] (0:11.38)	0:11.78 [5] (0:11.78)
Average Speed [km/h]	52.8	65.4	62.3	63.3	61.1
Top Speed [km/h]	66.5	67.9	63.8	64.2	62.8
Avg. Dist. to Rail [m]	2.9	1.0	0.9	4.1	4.5
Avg. Stride Freq. [Hz]	2.5	2.4	2.3	2.3	2.3
Avg. Stride Length [m]	5.9	7.5	7.5	7.7	7.4



- [] Ranking at each section and finish
- .-.- No data available at this section
- NA No data available



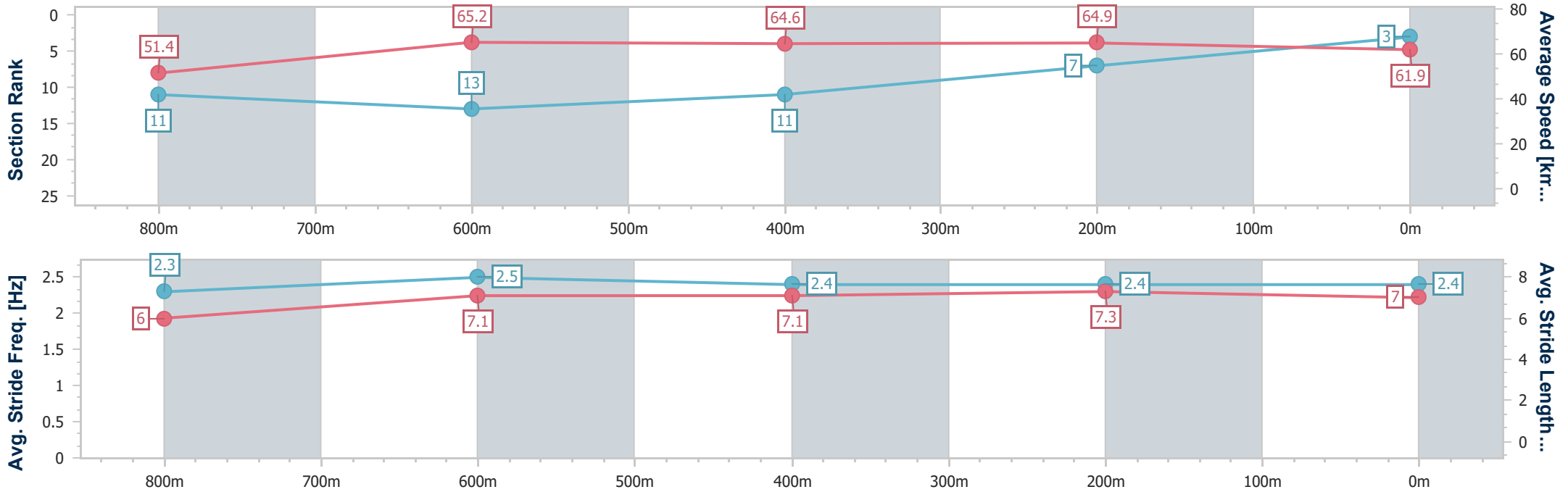
Horse/Jockey Name	With Intent
Final Rank	3
Fastest Section Time (Section)	0:11.11 (400m)
Top Speed [km/h] (Section)	66.5 (Overall)
Race State	Finished



Sunshine Coast QLD Professional
 Race 5: XRAY ADDITIONS Maiden Handicap - 1000m
 10 September 2023 - 15:23
 Track Rating: Good 4, Weather: Fine, Rail Position: True



Section	Overall	800m	600m	400m	200m
Section Times	0:59.34 [3] (0:14.04)	0:45.30 [11] (0:11.19)	0:34.11 [13] (0:11.36)	0:22.75 [11] (0:11.11)	0:11.64 [7] (0:11.64)
Average Speed [km/h]	51.4	65.2	64.6	64.9	61.9
Top Speed [km/h]	66.5	66.3	66.3	65.2	64.5
Avg. Dist. to Rail [m]	11.7	3.6	3.2	7.7	11.1
Avg. Stride Freq. [Hz]	2.3	2.5	2.4	2.4	2.4
Avg. Stride Length [m]	6.0	7.1	7.1	7.3	7.0



- [] Ranking at each section and finish
- .-.- No data available at this section
- NA No data available



Horse/Jockey Name	Boom Boom Bella
Final Rank	4
Fastest Section Time (Section)	0:10.88 (800m)
Top Speed [km/h] (Section)	68.1 (800m)
Race State	Finished



Sunshine Coast QLD Professional

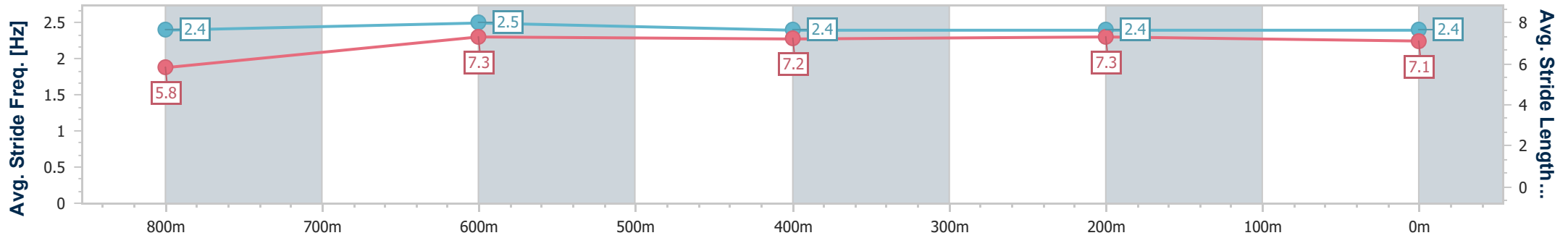
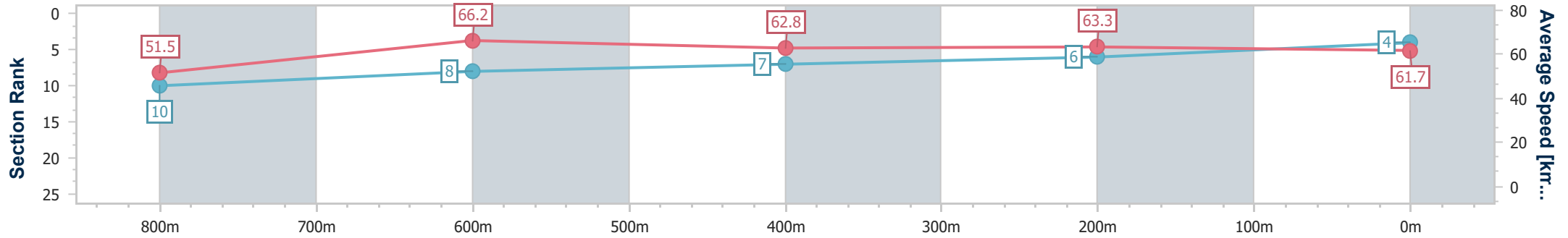
Race 5: XRAY ADDITIONS Maiden Handicap - 1000m



10 September 2023 - 15:23

Track Rating: Good 4, Weather: Fine, Rail Position: True

Section	Overall	800m	600m	400m	200m
Section Times	0:59.36 [4] (0:13.99)	0:45.37 [10] (0:10.88)	0:34.49 [8] (0:11.44)	0:23.05 [7] (0:11.35)	0:11.70 [6] (0:11.70)
Average Speed [km/h]	51.5	66.2	62.8	63.3	61.7
Top Speed [km/h]	67.0	68.1	63.9	64.4	63.7
Avg. Dist. to Rail [m]	6.4	1.1	0.6	3.1	4.5
Avg. Stride Freq. [Hz]	2.4	2.5	2.4	2.4	2.4
Avg. Stride Length [m]	5.8	7.3	7.2	7.3	7.1



- [] Ranking at each section and finish
- .-.- No data available at this section
- NA No data available



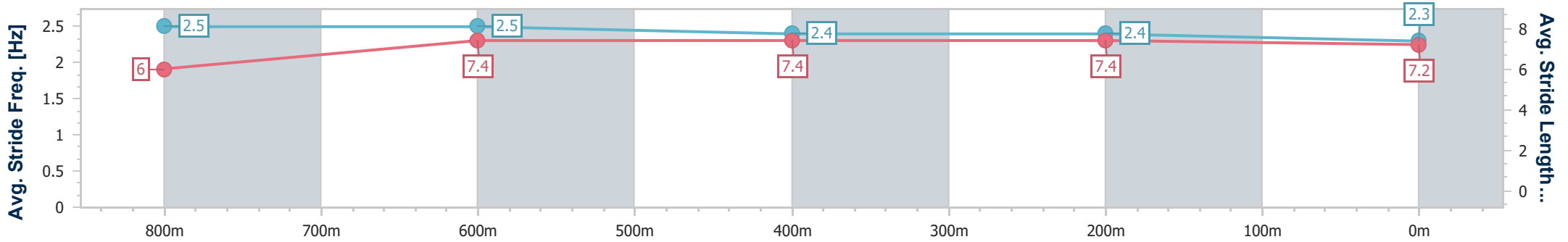
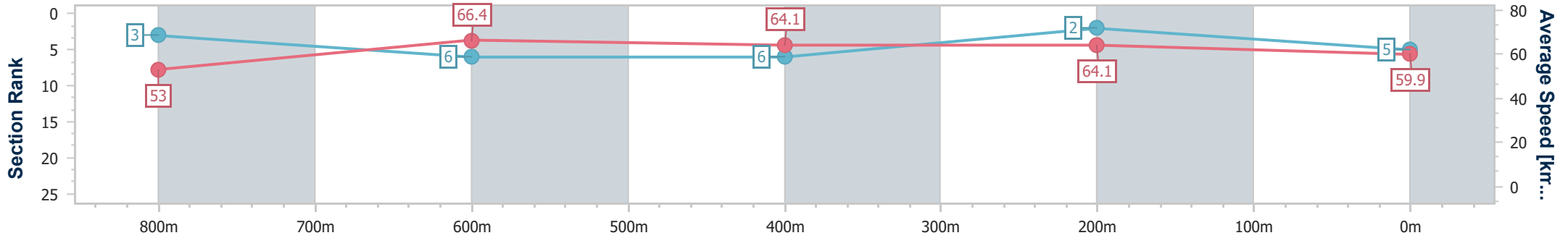
Horse/Jockey Name	A Lot Of Booty
Final Rank	5
Fastest Section Time (Section)	0:11.11 (800m)
Top Speed [km/h] (Section)	67.5 (800m)
Race State	Finished



Sunshine Coast QLD Professional
 Race 5: XRAY ADDITIONS Maiden Handicap - 1000m
 10 September 2023 - 15:23
 Track Rating: Good 4, Weather: Fine, Rail Position: True



Section	Overall	800m	600m	400m	200m
Section Times	0:59.45 [5] (0:13.57)	0:45.88 [3] (0:11.11)	0:34.77 [6] (0:11.49)	0:23.28 [6] (0:11.25)	0:12.03 [2] (0:12.03)
Average Speed [km/h]	53.0	66.4	64.1	64.1	59.9
Top Speed [km/h]	66.8	67.5	67.0	65.3	62.9
Avg. Dist. to Rail [m]	15.1	6.5	4.0	7.6	7.8
Avg. Stride Freq. [Hz]	2.5	2.5	2.4	2.4	2.3
Avg. Stride Length [m]	6.0	7.4	7.4	7.4	7.2



- [] Ranking at each section and finish
- .-.- No data available at this section
- NA No data available



Horse/Jockey Name	Winlike Emma
Final Rank	6
Fastest Section Time (Section)	0:10.98 (800m)
Top Speed [km/h] (Section)	67.6 (800m)
Race State	Finished



Sunshine Coast QLD Professional

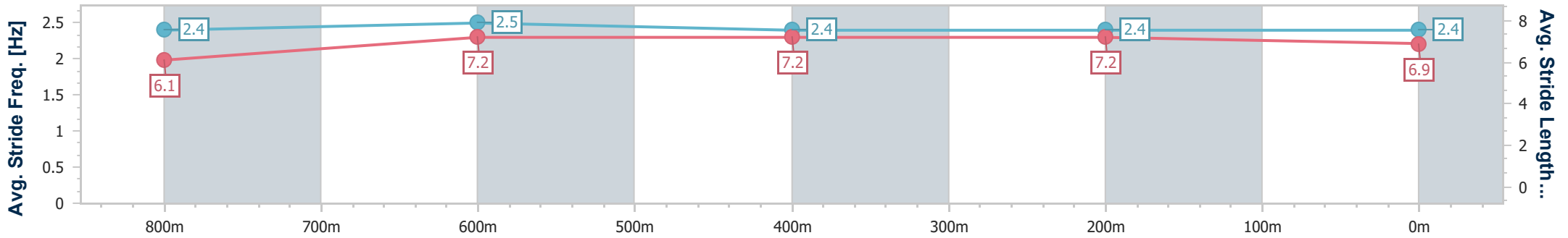
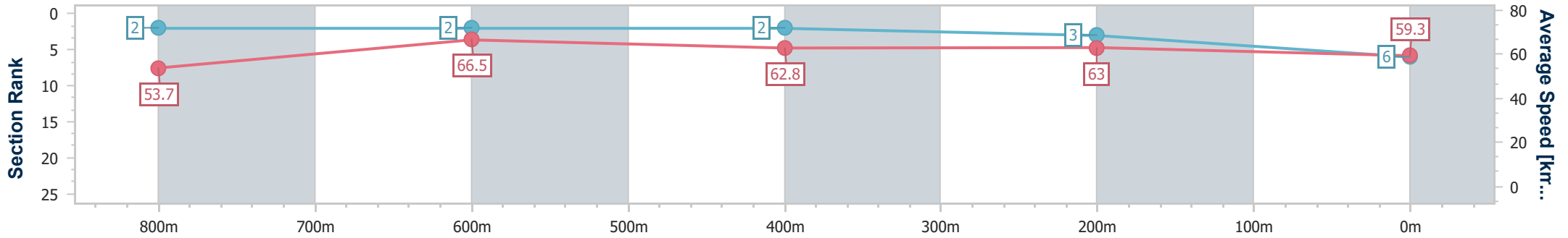
Race 5: XRAY ADDITIONS Maiden Handicap - 1000m



10 September 2023 - 15:23

Track Rating: Good 4, Weather: Fine, Rail Position: True

Section	Overall	800m	600m	400m	200m
Section Times	0:59.57 [6] (0:13.43)	0:46.14 [2] (0:10.98)	0:35.16 [2] (0:11.59)	0:23.57 [2] (0:11.43)	0:12.14 [3] (0:12.14)
Average Speed [km/h]	53.7	66.5	62.8	63.0	59.3
Top Speed [km/h]	67.2	67.6	65.7	63.6	62.7
Avg. Dist. to Rail [m]	8.7	4.8	1.8	7.1	7.8
Avg. Stride Freq. [Hz]	2.4	2.5	2.4	2.4	2.4
Avg. Stride Length [m]	6.1	7.2	7.2	7.2	6.9



- [] Ranking at each section and finish
- .-.- No data available at this section
- NA No data available



Horse/Jockey Name	Another Jack
Final Rank	7
Fastest Section Time (Section)	0:11.16 (800m)
Top Speed [km/h] (Section)	66.2 (Overall)
Race State	Finished



Sunshine Coast QLD Professional

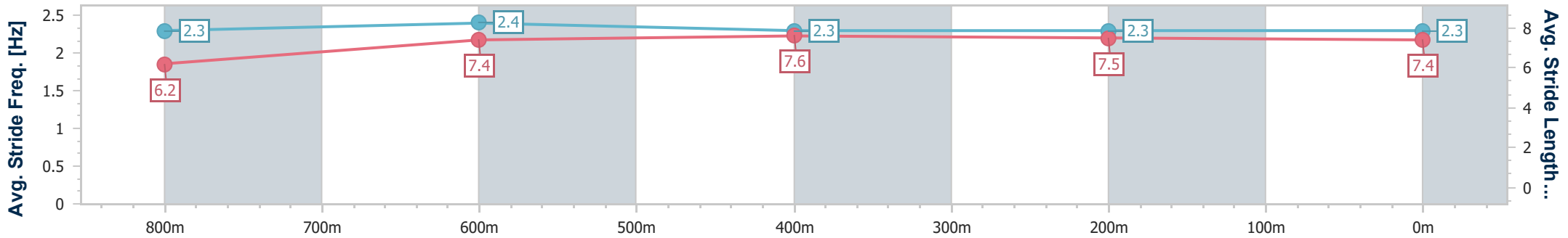
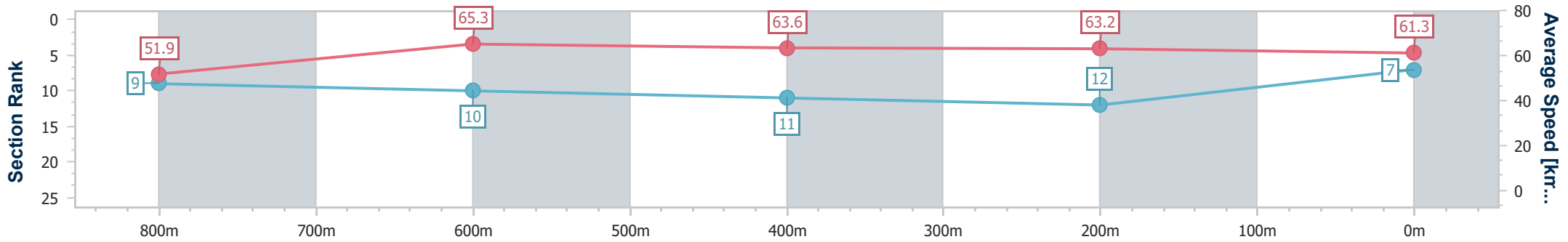
Race 5: XRAY ADDITIONS Maiden Handicap - 1000m



10 September 2023 - 15:23

Track Rating: Good 4, Weather: Fine, Rail Position: True

Section	Overall	800m	600m	400m	200m
Section Times	0:59.74 [7] (0:13.89)	0:45.85 [9] (0:11.16)	0:34.69 [10] (0:11.54)	0:23.15 [11] (0:11.40)	0:11.75 [12] (0:11.75)
Average Speed [km/h]	51.9	65.3	63.6	63.2	61.3
Top Speed [km/h]	66.2	65.9	65.4	64.4	64.5
Avg. Dist. to Rail [m]	9.9	3.9	3.0	9.5	12.2
Avg. Stride Freq. [Hz]	2.3	2.4	2.3	2.3	2.3
Avg. Stride Length [m]	6.2	7.4	7.6	7.5	7.4



- [] Ranking at each section and finish
- .-.- No data available at this section
- NA No data available



Horse/Jockey Name	Ready To Boom
Final Rank	8
Fastest Section Time (Section)	0:11.06 (800m)
Top Speed [km/h] (Section)	66.8 (Overall)
Race State	Finished



Sunshine Coast QLD Professional

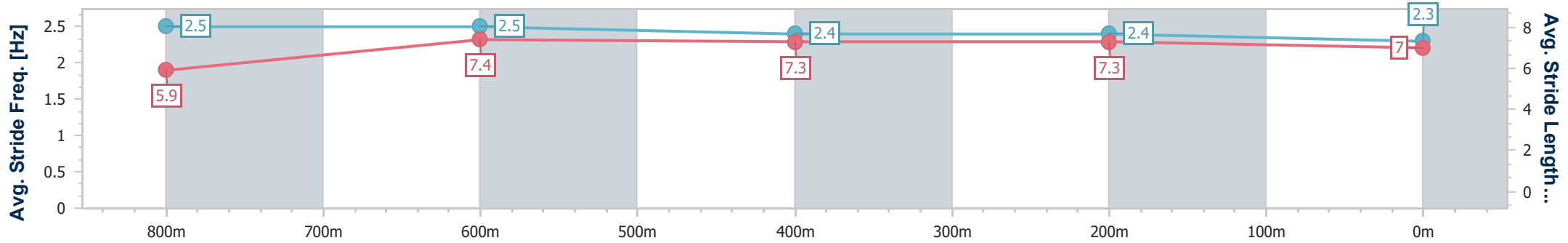
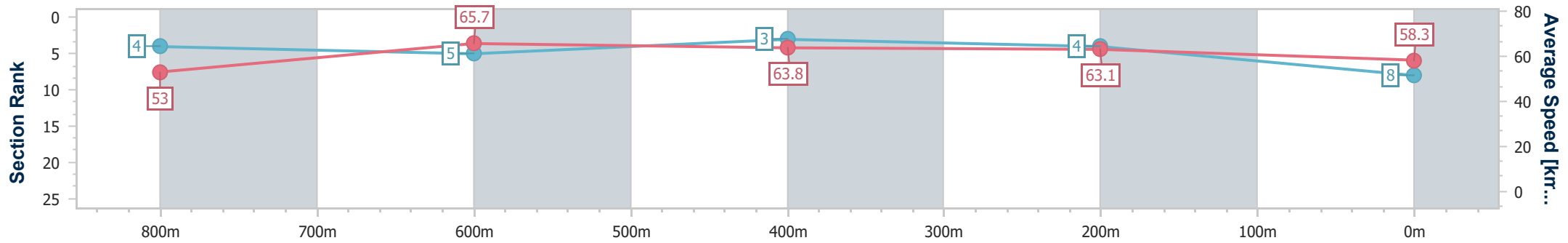
Race 5: XRAY ADDITIONS Maiden Handicap - 1000m



10 September 2023 - 15:23

Track Rating: Good 4, Weather: Fine, Rail Position: True

Section	Overall	800m	600m	400m	200m
Section Times	0:59.84 [8] (0:13.60)	0:46.24 [4] (0:11.06)	0:35.18 [5] (0:11.39)	0:23.79 [3] (0:11.42)	0:12.37 [4] (0:12.37)
Average Speed [km/h]	53.0	65.7	63.8	63.1	58.3
Top Speed [km/h]	66.8	66.8	66.5	63.9	62.4
Avg. Dist. to Rail [m]	5.1	2.4	1.7	6.6	8.0
Avg. Stride Freq. [Hz]	2.5	2.5	2.4	2.4	2.3
Avg. Stride Length [m]	5.9	7.4	7.3	7.3	7.0



- [] Ranking at each section and finish
- .-.- No data available at this section
- NA No data available



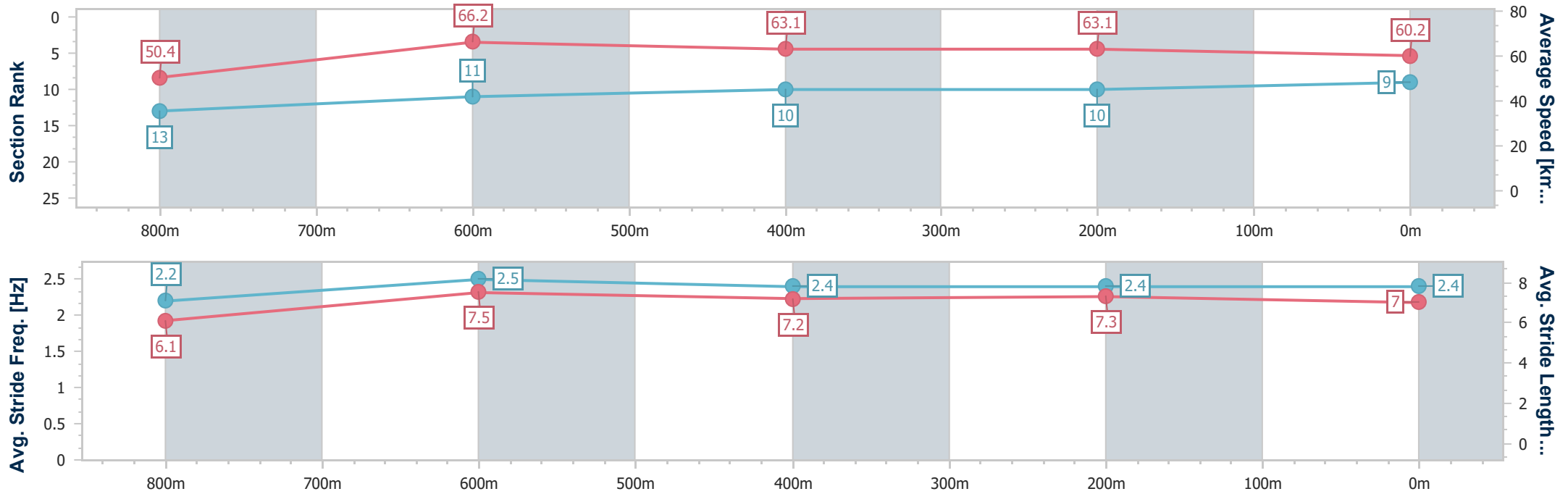
Horse/Jockey Name	Hell Approaching
Final Rank	9
Fastest Section Time (Section)	0:10.88 (800m)
Top Speed [km/h] (Section)	67.2 (800m)
Race State	Finished



Sunshine Coast QLD Professional
 Race 5: XRAY ADDITIONS Maiden Handicap - 1000m
 10 September 2023 - 15:23
 Track Rating: Good 4, Weather: Fine, Rail Position: True



Section	Overall	800m	600m	400m	200m
Section Times	0:59.89 [9] (0:14.26)	0:45.63 [13] (0:10.88)	0:34.75 [11] (0:11.37)	0:23.38 [10] (0:11.43)	0:11.95 [10] (0:11.95)
Average Speed [km/h]	50.4	66.2	63.1	63.1	60.2
Top Speed [km/h]	67.2	67.2	65.2	64.4	63.8
Avg. Dist. to Rail [m]	2.5	0.8	0.5	2.1	3.3
Avg. Stride Freq. [Hz]	2.2	2.5	2.4	2.4	2.4
Avg. Stride Length [m]	6.1	7.5	7.2	7.3	7.0



- [] Ranking at each section and finish
- .-.- No data available at this section
- NA No data available



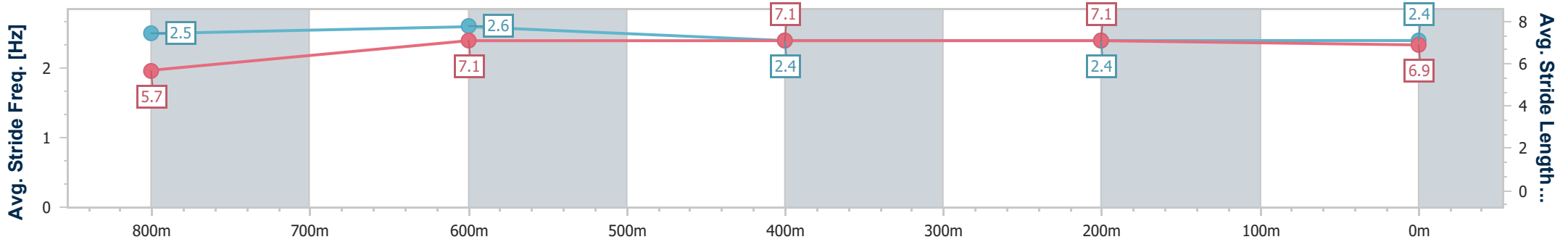
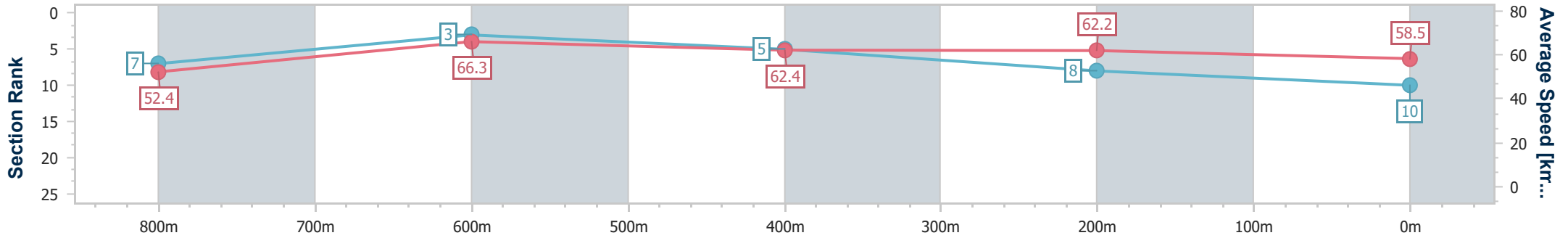
Horse/Jockey Name	Final Selection
Final Rank	10
Fastest Section Time (Section)	0:10.83 (800m)
Top Speed [km/h] (Section)	68.5 (800m)
Race State	Finished



Sunshine Coast QLD Professional
 Race 5: XRAY ADDITIONS Maiden Handicap - 1000m
 10 September 2023 - 15:23
 Track Rating: Good 4, Weather: Fine, Rail Position: True



Section	Overall	800m	600m	400m	200m
Section Times	1:00.01 [10] (0:13.76)	0:46.25 [7] (0:10.83)	0:35.42 [3] (0:11.54)	0:23.88 [5] (0:11.58)	0:12.30 [8] (0:12.30)
Average Speed [km/h]	52.4	66.3	62.4	62.2	58.5
Top Speed [km/h]	68.0	68.5	64.3	63.0	61.8
Avg. Dist. to Rail [m]	2.0	0.8	0.8	5.1	5.9
Avg. Stride Freq. [Hz]	2.5	2.6	2.4	2.4	2.4
Avg. Stride Length [m]	5.7	7.1	7.1	7.1	6.9



- [] Ranking at each section and finish
- .-.- No data available at this section
- NA No data available



Horse/Jockey Name	Emily Ninetynine
Final Rank	11
Fastest Section Time (Section)	0:11.18 (800m)
Top Speed [km/h] (Section)	66.8 (800m)
Race State	Finished



Sunshine Coast QLD Professional

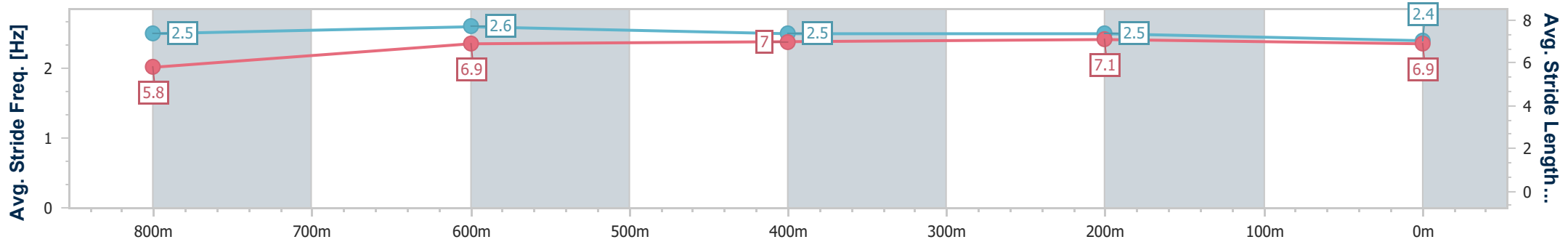
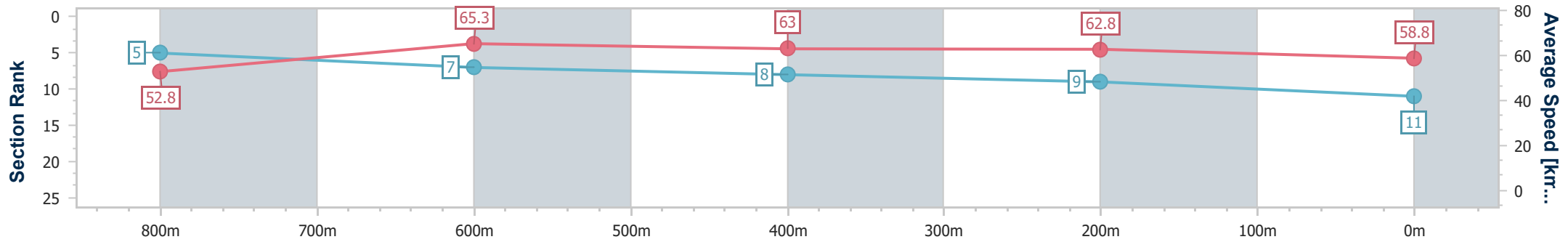
Race 5: XRAY ADDITIONS Maiden Handicap - 1000m



10 September 2023 - 15:23

Track Rating: Good 4, Weather: Fine, Rail Position: True

Section	Overall	800m	600m	400m	200m
Section Times	1:00.08 [11] (0:13.62)	0:46.46 [5] (0:11.18)	0:35.28 [7] (0:11.60)	0:23.68 [8] (0:11.45)	0:12.23 [9] (0:12.23)
Average Speed [km/h]	52.8	65.3	63.0	62.8	58.8
Top Speed [km/h]	66.3	66.8	66.1	63.7	61.6
Avg. Dist. to Rail [m]	10.8	4.3	2.3	6.8	8.6
Avg. Stride Freq. [Hz]	2.5	2.6	2.5	2.5	2.4
Avg. Stride Length [m]	5.8	6.9	7.0	7.1	6.9



- [] Ranking at each section and finish
- .-.-.- No data available at this section
- NA No data available



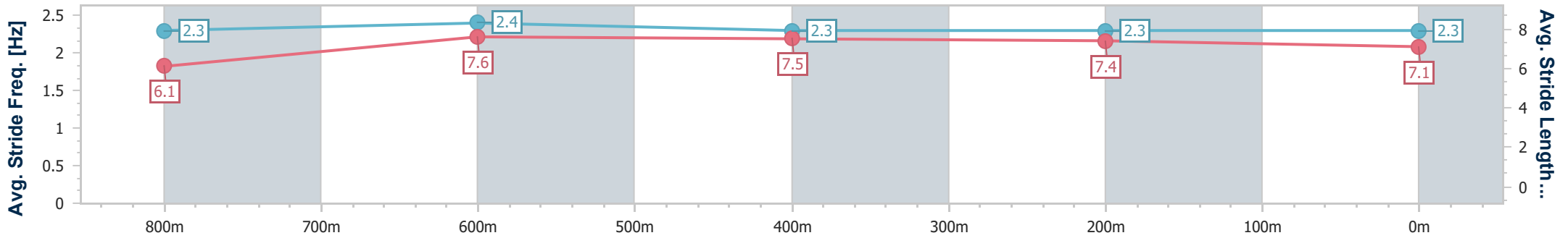
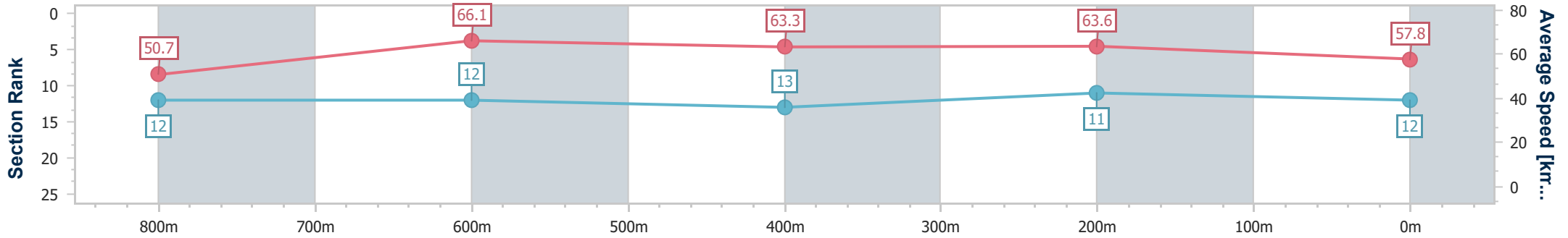
Horse/Jockey Name	Vagabond Prince
Final Rank	12
Fastest Section Time (Section)	0:10.93 (800m)
Top Speed [km/h] (Section)	67.4 (800m)
Race State	Finished



Sunshine Coast QLD Professional
 Race 5: XRAY ADDITIONS Maiden Handicap - 1000m
 10 September 2023 - 15:23
 Track Rating: Good 4, Weather: Fine, Rail Position: True



Section	Overall	800m	600m	400m	200m
Section Times	1:00.45 [12] (0:14.24)	0:46.21 [12] (0:10.93)	0:35.28 [12] (0:11.48)	0:23.80 [13] (0:11.31)	0:12.49 [11] (0:12.49)
Average Speed [km/h]	50.7	66.1	63.3	63.6	57.8
Top Speed [km/h]	67.4	67.4	65.0	64.6	61.4
Avg. Dist. to Rail [m]	8.6	1.7	1.4	7.9	9.8
Avg. Stride Freq. [Hz]	2.3	2.4	2.3	2.3	2.3
Avg. Stride Length [m]	6.1	7.6	7.5	7.4	7.1



- [] Ranking at each section and finish
- .-.- No data available at this section
- NA No data available



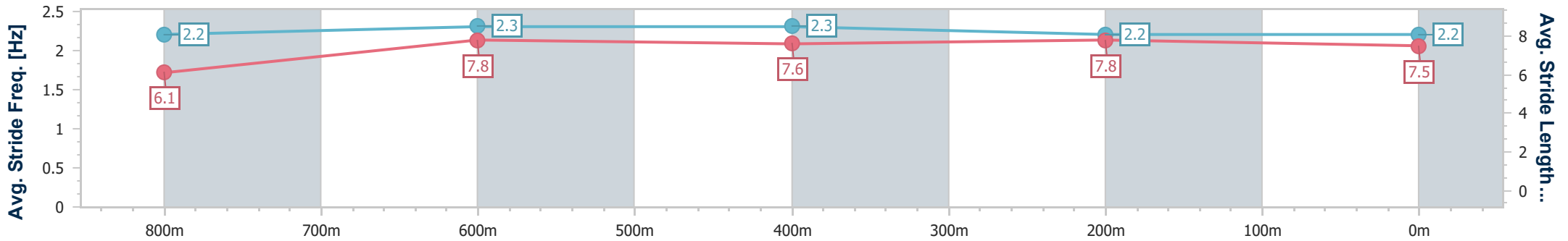
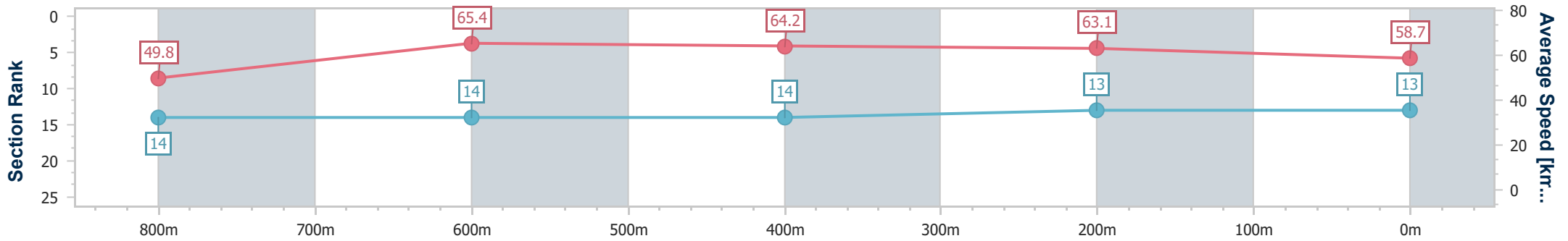
Horse/Jockey Name	Mooloolaba Magic
Final Rank	13
Fastest Section Time (Section)	0:11.06 (800m)
Top Speed [km/h] (Section)	66.4 (800m)
Race State	Finished



Sunshine Coast QLD Professional
 Race 5: XRAY ADDITIONS Maiden Handicap - 1000m
 10 September 2023 - 15:23
 Track Rating: Good 4, Weather: Fine, Rail Position: True



Section	Overall	800m	600m	400m	200m
Section Times	1:00.62 [13] (0:14.46)	0:46.16 [14] (0:11.06)	0:35.10 [14] (0:11.41)	0:23.69 [14] (0:11.42)	0:12.27 [13] (0:12.27)
Average Speed [km/h]	49.8	65.4	64.2	63.1	58.7
Top Speed [km/h]	64.9	66.4	65.8	64.6	61.4
Avg. Dist. to Rail [m]	10.2	1.6	2.7	7.9	5.9
Avg. Stride Freq. [Hz]	2.2	2.3	2.3	2.2	2.2
Avg. Stride Length [m]	6.1	7.8	7.6	7.8	7.5



- [] Ranking at each section and finish
- .-.-.- No data available at this section
- NA No data available



Horse/Jockey Name	Tycoon Torque
Final Rank	14
Fastest Section Time (Section)	0:11.00 (800m)
Top Speed [km/h] (Section)	67.8 (800m)
Race State	Finished



Sunshine Coast QLD Professional

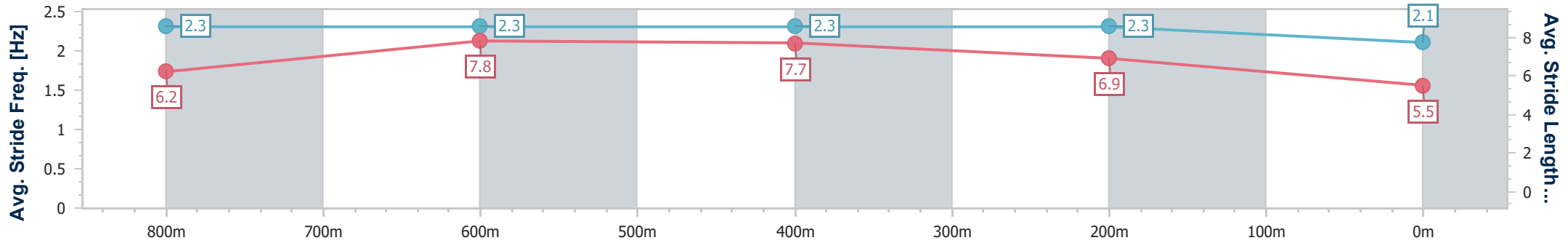
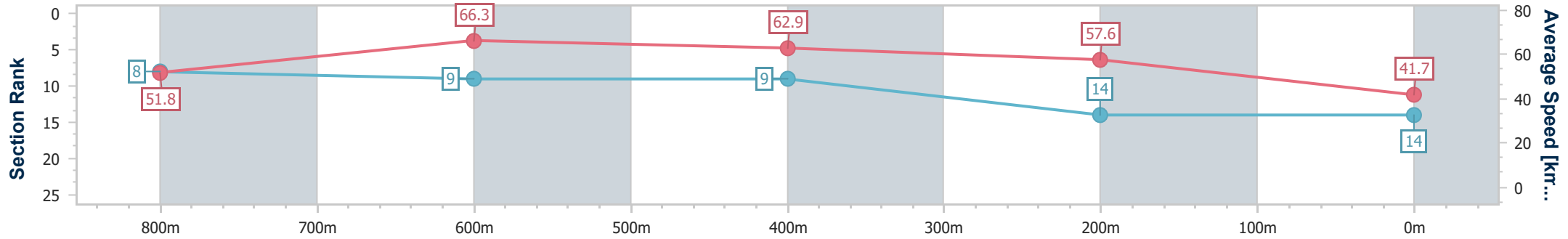
Race 5: XRAY ADDITIONS Maiden Handicap - 1000m



10 September 2023 - 15:23

Track Rating: Good 4, Weather: Fine, Rail Position: True

Section	Overall	800m	600m	400m	200m
Section Times	1:06.27 [14] (0:13.88)	0:52.39 [8] (0:11.00)	0:41.39 [9] (0:11.61)	0:29.78 [9] (0:12.53)	0:17.25 [14] (0:17.25)
Average Speed [km/h]	51.8	66.3	62.9	57.6	41.7
Top Speed [km/h]	66.7	67.8	65.0	61.5	53.5
Avg. Dist. to Rail [m]	7.7	3.0	2.7	6.4	5.7
Avg. Stride Freq. [Hz]	2.3	2.3	2.3	2.3	2.1
Avg. Stride Length [m]	6.2	7.8	7.7	6.9	5.5



- [] Ranking at each section and finish
- .-.- No data available at this section
- NA No data available