



Sunshine Coast QLD Professional

Race 8: RDR BM65 Handicap - 1400m

10 September 2023 - 17:06



Track Rating: Good 4, Weather: Fine, Rail Position: True

Section		Field Times										Last 600m				
		Overall	1200m	1000m	800m	600m	400m						0:35.36			
		1:25.56 (0:14.32)	1:11.24 (0:11.83)	0:59.41 (0:12.13)	0:47.28 (0:11.92)	0:35.36 (0:11.76)	0:23.60 (0:11.56)									
Rank	TAB	Horse/Jockey	Barrier	Top Speed [km/h]	Fastest Section											Distance Travelled [m]
1	3	BOWRIDER Jai Williams	4	62.8 400m	0:11.56 400m	1:25.56 [1] (0:14.32)	1:11.24 [1] (0:11.83)	0:59.41 [1] (0:12.13)	0:47.28 [1] (0:11.92)	0:35.36 [1] (0:11.76)	0:23.60 [1] (0:11.56)	0:35.36				
2	13	SIZZLING GAL Bailey Wheeler	10	65.1 400m	0:11.15 400m	1:25.66 [2] (0:14.49)	1:11.17 [4] (0:11.98)	0:59.19 [3] (0:12.28)	0:46.91 [5] (0:12.14)	0:34.77 [5] (0:11.73)	0:23.04 [5] (0:11.15)	0:34.77 +8				
3	4	SECURITY ADVISOR Melea Castle	2	65.3 400m	0:11.29 400m	1:25.71 [3] (0:14.75)	1:10.96 [7] (0:12.10)	0:58.86 [8] (0:12.28)	0:46.58 [8] (0:11.99)	0:34.59 [6] (0:11.66)	0:22.93 [7] (0:11.29)	0:34.59 +4				
4	15	FAT FINGERS Jake Bayliss	1	65.2 400m	0:11.15 400m	1:25.74 [4] (0:14.70)	1:11.04 [5] (0:12.10)	0:58.94 [6] (0:12.26)	0:46.68 [6] (0:12.07)	0:34.61 [8] (0:11.69)	0:22.92 [8] (0:11.15)	0:34.61 +6				
5	6	MOTION LEGEND Damien Thornton	7	64.4 400m	0:11.27 400m	1:25.84 [5] (0:14.48)	1:11.36 [3] (0:12.06)	0:59.30 [4] (0:12.16)	0:47.14 [4] (0:12.08)	0:35.06 [3] (0:11.61)	0:23.45 [3] (0:11.27)	0:35.06 +1				
6	16	YES TO EXCESS Kyle Wilson-Taylor	5	64.8 400m	0:11.23 400m	1:25.84 [6] (0:15.19)	1:10.65 [9] (0:11.65)	0:59.00 [7] (0:12.26)	0:46.74 [7] (0:12.02)	0:34.72 [7] (0:11.64)	0:23.08 [6] (0:11.23)	0:34.72 +7				
7	10	SEMPREINTE Mark Du Plessis	13	64.4 400m	0:11.34 400m	1:25.87 [7] (0:14.74)	1:11.13 [6] (0:11.81)	0:59.32 [5] (0:12.14)	0:47.18 [3] (0:12.10)	0:35.08 [4] (0:11.76)	0:23.32 [4] (0:11.34)	0:35.08 +2				
8	11	BETTER LAD Matthew Powell	14	63.4 Overall	0:11.60 400m	1:25.95 [8] (0:14.41)	1:11.54 [2] (0:11.83)	0:59.71 [2] (0:12.07)	0:47.64 [2] (0:12.08)	0:35.56 [2] (0:11.78)	0:23.78 [2] (0:11.60)	0:35.56 +7				
9	5	ENDLESS MYSTERY Michael Cahill	17	65.6 400m	0:11.15 400m	1:26.01 [9] (0:15.51)	1:10.50 [11] (0:11.92)	0:58.58 [11] (0:12.11)	0:46.47 [11] (0:12.15)	0:34.32 [11] (0:11.52)	0:22.80 [11] (0:11.15)	0:34.32 +7				
10	9	FINSCEAL Justin Huxtable	15	66.2 400m	0:11.02 400m	1:26.03 [10] (0:15.28)	1:10.75 [10] (0:11.81)	0:58.94 [10] (0:12.26)	0:46.68 [10] (0:12.00)	0:34.68 [10] (0:11.54)	0:23.14 [9] (0:11.02)	0:34.68 +3				

Scratched: Brocky (#1), Bahamut (#2), Jubai Pride (#7), Super Gorgeous (#8), Canny Be Better (#12), Texas Storm (#14), Avoid The Missstres (#17)

[] Ranking at each section and finish
 -:-:- No data available at this section
 NA No data available

SCN Saddle cloth number
 DNF Did not finish
 DNT Did not track



Sunshine Coast QLD Professional

Race 8: RDR BM65 Handicap - 1400m

10 September 2023 - 17:06



Track Rating: Good 4, Weather: Fine, Rail Position: True

Section	Overall	1200m	1000m	800m	600m	400m	Last 600m
Field Times	1:25.56 (0:14.32)	1:11.24 (0:11.83)	0:59.41 (0:12.13)	0:47.28 (0:11.92)	0:35.36 (0:11.76)	0:23.60 (0:11.56)	0:35.36

Rank	TAB	Horse/Jockey	Barrier	Top Speed [km/h]	Fastest Section	Overall	1200m	1000m	800m	600m	400m	Last 600m	Distance Travelled [m]
11	18	MAKE IT FLASHY	6	64.0	0:11.32	1:26.03 [11]	1:11.22 [8]	0:59.09 [9]	0:46.77 [9]	0:34.74 [9]	0:23.13 [10]	0:34.74	+7
		Kirk Matheson		400m	400m	(0:14.81)	(0:12.13)	(0:12.32)	(0:12.03)	(0:11.61)	(0:11.32)		

Scratched: Brocky (#1), Bahamut (#2), Jubai Pride (#7), Super Gorgeous (#8), Canny Be Better (#12), Texas Storm (#14), Avoid The Misstres (#17)

[] Ranking at each section and finish
 -:-:-:- No data available at this section
 NA No data available

SCN Saddle cloth number
 DNF Did not finish
 DNT Did not track



Sunshine Coast QLD Professional

Race 8: RDR BM65 Handicap - 1400m

10 September 2023 - 17:06



Track Rating: Good 4, Weather: Fine, Rail Position: True

Section							200m			Last 600m
Field Times							0:12.04			0:35.36
							(0:12.04)			
Rank	TAB	Horse/Jockey	Barrier	Top Speed [km/h]	Fastest Section	Margin			Distance Travelled [m]	
1	3	BOWRIDER Jai Williams	4	62.8 400m	0:11.56 400m	0:12.04 [1] (0:12.04)	1:25.56			0:35.36
2	13	SIZZLING GAL Bailey Wheeler	10	65.1 400m	0:11.15 400m	0:11.89 [3] (0:11.89)	0.4L			0:34.77 +8
3	4	SECURITY ADVISOR Melea Castle	2	65.3 400m	0:11.29 400m	0:11.64 [9] (0:11.64)	0.6L			0:34.59 +4
4	15	FAT FINGERS Jake Bayliss	1	65.2 400m	0:11.15 400m	0:11.77 [7] (0:11.77)	0.8L			0:34.61 +6
5	6	MOTION LEGEND Damien Thornton	7	64.4 400m	0:11.27 400m	0:12.18 [2] (0:12.18)	1.2L			0:35.06 +1
6	16	YES TO EXCESS Kyle Wilson-Taylor	5	64.8 400m	0:11.23 400m	0:11.85 [8] (0:11.85)	1.3L			0:34.72 +7
7	10	SEMPREINTE Mark Du Plessis	13	64.4 400m	0:11.34 400m	0:11.98 [5] (0:11.98)	1.5L			0:35.08 +2
8	11	BETTER LAD Matthew Powell	14	63.4 Overall	0:11.60 400m	0:12.18 [4] (0:12.18)	1.8L			0:35.56 +7
9	5	ENDLESS MYSTERY Michael Cahill	17	65.6 400m	0:11.15 400m	0:11.65 [11] (0:11.65)	2.1L			0:34.32 +7
10	9	FINSCEAL Justin Huxtable	15	66.2 400m	0:11.02 400m	0:12.12 [6] (0:12.12)	2.2L			0:34.68 +3

Scratched: Brocky (#1), Bahamut (#2), Jubai Pride (#7), Super Gorgeous (#8), Canny Be Better (#12), Texas Storm (#14), Avoid The Missres (#17)

[] Ranking at each section and finish
 -:-:- No data available at this section
 NA No data available

SCN Saddle cloth number
 DNF Did not finish
 DNT Did not track



Sunshine Coast QLD Professional

Race 8: RDR BM65 Handicap - 1400m

10 September 2023 - 17:06



Track Rating: Good 4, Weather: Fine, Rail Position: True

Section		200m		Last 600m		
Field Times		0:12.04 (0:12.04)		0:35.36		
Rank	TAB Horse/Jockey	Barrier	Top Speed [km/h]	Fastest Section	Margin	Distance Travelled [m]
11	18 MAKE IT FLASHY	6	64.0	0:11.32	0:11.81 [10]	2.3L
	Kirk Matheson		400m	400m	(0:11.81)	0:34.74 +7

Scratched: Brocky (#1), Bahamut (#2), Jubai Pride (#7), Super Gorgeous (#8), Canny Be Better (#12), Texas Storm (#14), Avoid The Misstres (#17)

[] Ranking at each section and finish
 -:-:-:- No data available at this section
 NA No data available

SCN Saddle cloth number
 DNF Did not finish
 DNT Did not track



Horse/Jockey Name	Bowrider
Final Rank	1
Fastest Section Time (Section)	0:11.56 (400m)
Top Speed [km/h] (Section)	62.8 (400m)
Race State	Finished



Sunshine Coast QLD Professional

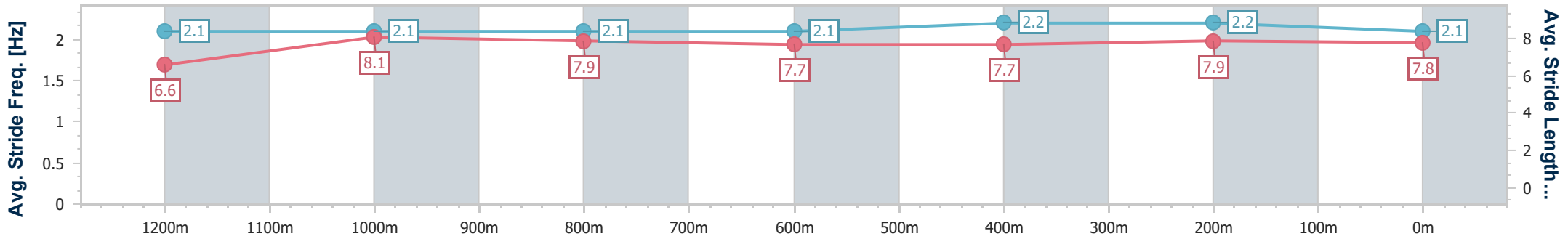
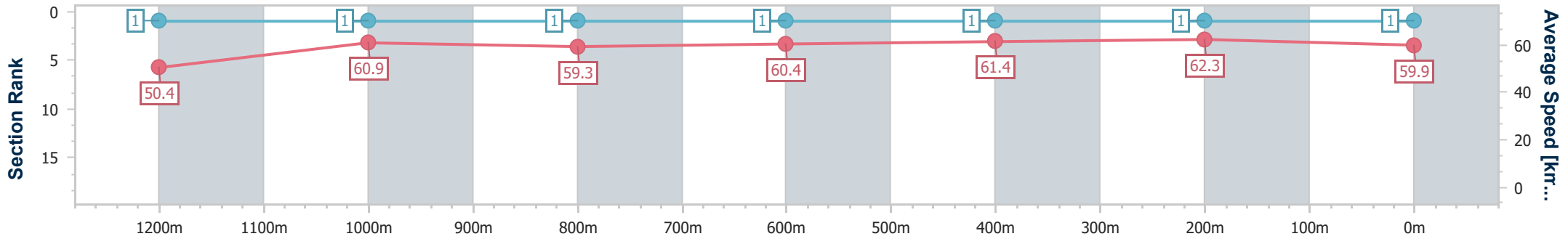
Race 8: RDR BM65 Handicap - 1400m

10 September 2023 - 17:06

Track Rating: Good 4, Weather: Fine, Rail Position: True



Section	Overall	1200m	1000m	800m	600m	400m	200m
Section Times	1:25.56 [1] (0:14.32)	1:11.24 [1] (0:11.83)	0:59.41 [1] (0:12.13)	0:47.28 [1] (0:11.92)	0:35.36 [1] (0:11.76)	0:23.60 [1] (0:11.56)	0:12.04 [1] (0:12.04)
Average Speed [km/h]	50.4	60.9	59.3	60.4	61.4	62.3	59.9
Top Speed [km/h]	61.6	61.8	59.9	61.2	62.3	62.8	62.3
Avg. Dist. to Rail [m]	6.5	1.5	0.6	0.4	0.3	3.1	4.5
Avg. Stride Freq. [Hz]	2.1	2.1	2.1	2.1	2.2	2.2	2.1
Avg. Stride Length [m]	6.6	8.1	7.9	7.7	7.7	7.9	7.8



- [] Ranking at each section and finish
- .-.- No data available at this section
- NA No data available



Horse/Jockey Name	Sizzling Gal
Final Rank	2
Fastest Section Time (Section)	0:11.15 (400m)
Top Speed [km/h] (Section)	65.1 (400m)
Race State	Finished



Sunshine Coast QLD Professional

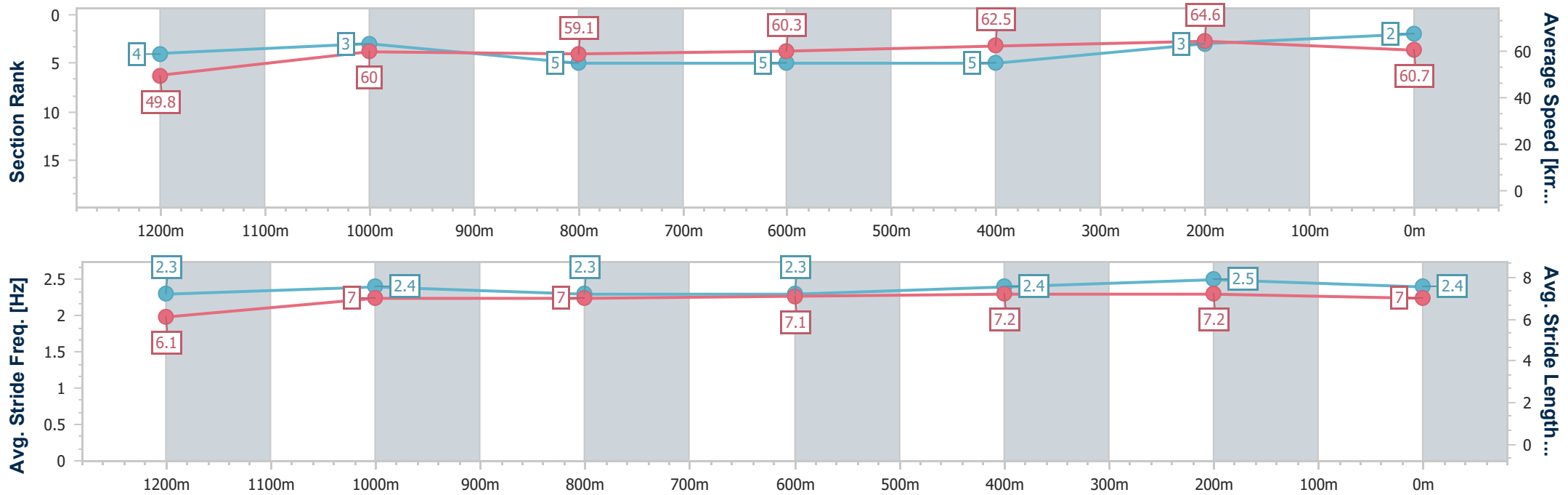
Race 8: RDR BM65 Handicap - 1400m

10 September 2023 - 17:06



Track Rating: Good 4, Weather: Fine, Rail Position: True

Section	Overall	1200m	1000m	800m	600m	400m	200m
Section Times	1:25.66 [2] (0:14.49)	1:11.17 [4] (0:11.98)	0:59.19 [3] (0:12.28)	0:46.91 [5] (0:12.14)	0:34.77 [5] (0:11.73)	0:23.04 [5] (0:11.15)	0:11.89 [3] (0:11.89)
Average Speed [km/h]	49.8	60.0	59.1	60.3	62.5	64.6	60.7
Top Speed [km/h]	62.6	60.9	60.2	61.3	64.4	65.1	63.6
Avg. Dist. to Rail [m]	10.1	3.4	3.1	2.8	3.1	8.3	10.1
Avg. Stride Freq. [Hz]	2.3	2.4	2.3	2.3	2.4	2.5	2.4
Avg. Stride Length [m]	6.1	7.0	7.0	7.1	7.2	7.2	7.0



- [] Ranking at each section and finish
- .-.- No data available at this section
- NA No data available



Horse/Jockey Name	Security Advisor
Final Rank	3
Fastest Section Time (Section)	0:11.29 (400m)
Top Speed [km/h] (Section)	65.3 (400m)
Race State	Finished



Sunshine Coast QLD Professional

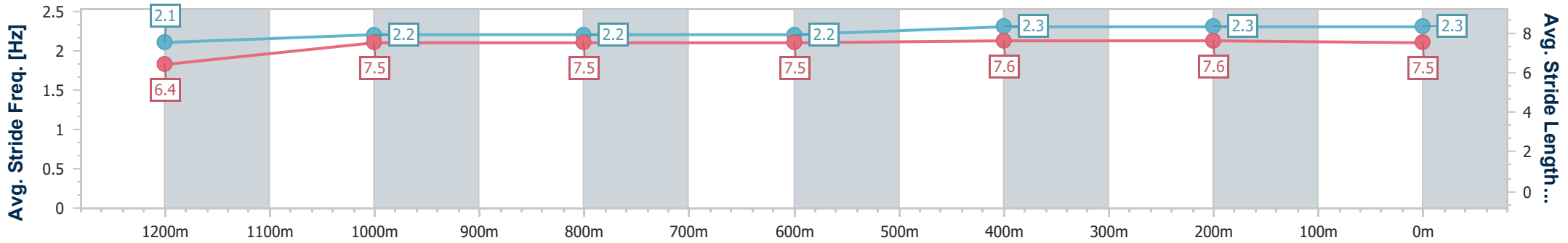
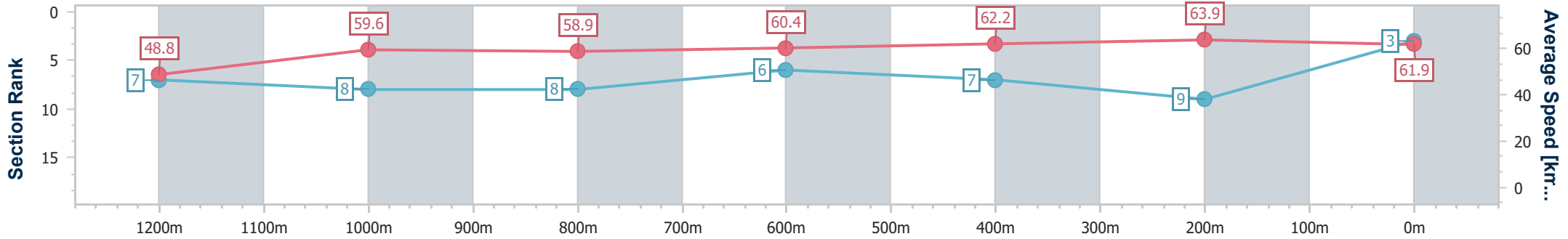
Race 8: RDR BM65 Handicap - 1400m

10 September 2023 - 17:06



Track Rating: Good 4, Weather: Fine, Rail Position: True

Section	Overall	1200m	1000m	800m	600m	400m	200m
Section Times	1:25.71 [3] (0:14.75)	1:10.96 [7] (0:12.10)	0:58.86 [8] (0:12.28)	0:46.58 [8] (0:11.99)	0:34.59 [6] (0:11.66)	0:22.93 [7] (0:11.29)	0:11.64 [9] (0:11.64)
Average Speed [km/h]	48.8	59.6	58.9	60.4	62.2	63.9	61.9
Top Speed [km/h]	61.3	60.4	60.3	62.7	63.0	65.3	63.9
Avg. Dist. to Rail [m]	5.8	3.0	2.7	1.1	1.3	7.0	9.3
Avg. Stride Freq. [Hz]	2.1	2.2	2.2	2.2	2.3	2.3	2.3
Avg. Stride Length [m]	6.4	7.5	7.5	7.5	7.6	7.6	7.5



- [] Ranking at each section and finish
- .-.- No data available at this section
- NA No data available



Horse/Jockey Name	Fat Fingers
Final Rank	4
Fastest Section Time (Section)	0:11.15 (400m)
Top Speed [km/h] (Section)	65.2 (400m)
Race State	Finished



Sunshine Coast QLD Professional

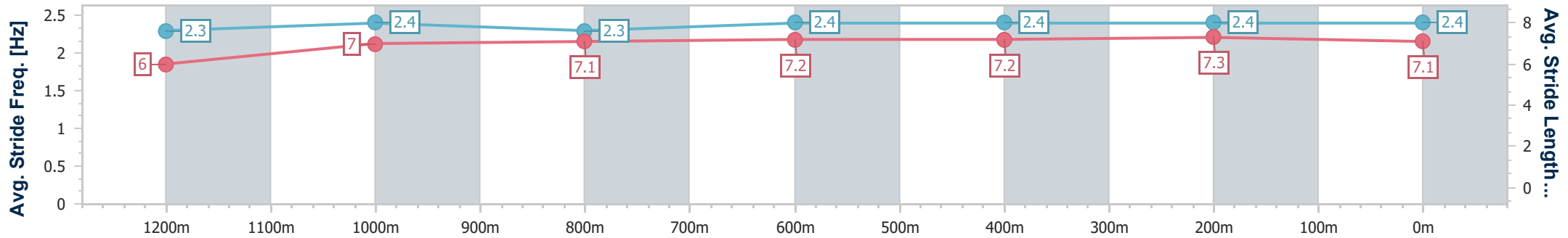
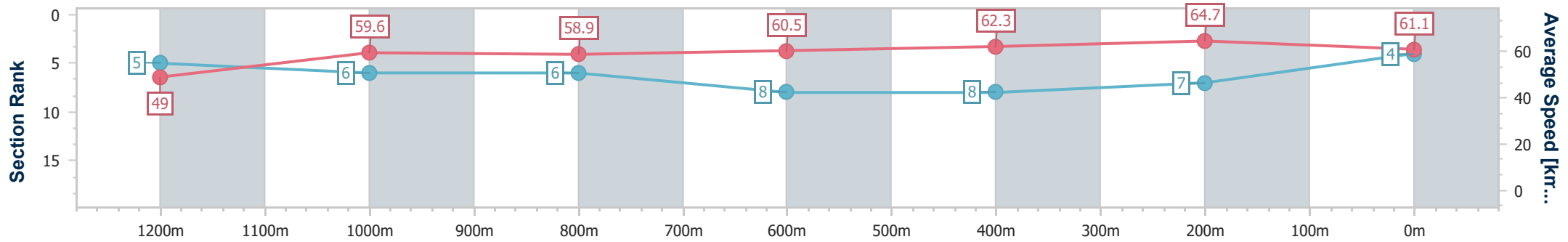
Race 8: RDR BM65 Handicap - 1400m

10 September 2023 - 17:06



Track Rating: Good 4, Weather: Fine, Rail Position: True

Section	Overall	1200m	1000m	800m	600m	400m	200m
Section Times	1:25.74 [4] (0:14.70)	1:11.04 [5] (0:12.10)	0:58.94 [6] (0:12.26)	0:46.68 [6] (0:12.07)	0:34.61 [8] (0:11.69)	0:22.92 [8] (0:11.15)	0:11.77 [7] (0:11.77)
Average Speed [km/h]	49.0	59.6	58.9	60.5	62.3	64.7	61.1
Top Speed [km/h]	62.8	62.6	60.0	62.2	64.5	65.2	64.0
Avg. Dist. to Rail [m]	3.8	2.5	2.3	2.3	2.3	5.6	6.2
Avg. Stride Freq. [Hz]	2.3	2.4	2.3	2.4	2.4	2.4	2.4
Avg. Stride Length [m]	6.0	7.0	7.1	7.2	7.2	7.3	7.1



- [] Ranking at each section and finish
- .-.- No data available at this section
- NA No data available



Horse/Jockey Name	Motion Legend
Final Rank	5
Fastest Section Time (Section)	0:11.27 (400m)
Top Speed [km/h] (Section)	64.4 (400m)
Race State	Finished



Sunshine Coast QLD Professional

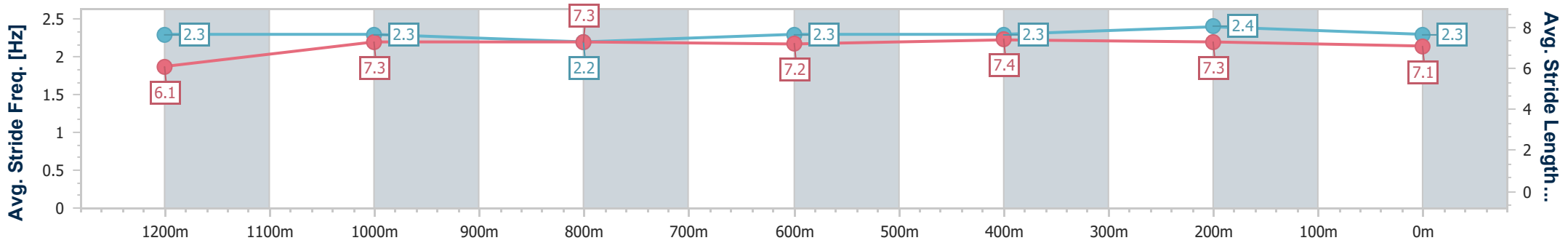
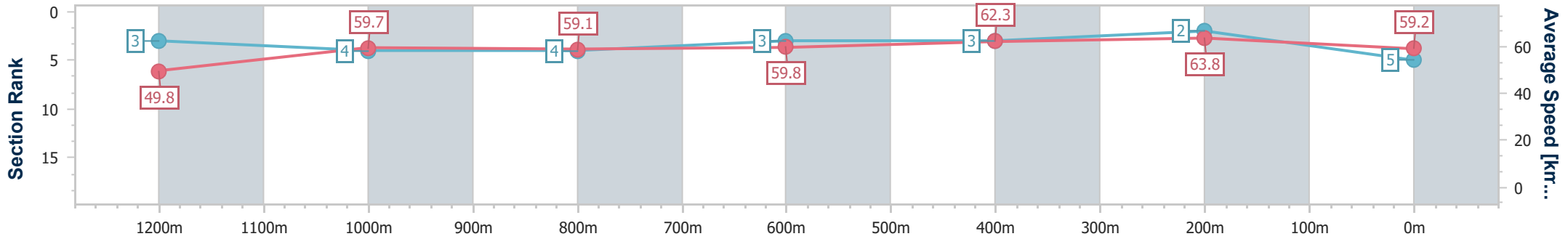
Race 8: RDR BM65 Handicap - 1400m

10 September 2023 - 17:06



Track Rating: Good 4, Weather: Fine, Rail Position: True

Section	Overall	1200m	1000m	800m	600m	400m	200m
Section Times	1:25.84 [5] (0:14.48)	1:11.36 [3] (0:12.06)	0:59.30 [4] (0:12.16)	0:47.14 [4] (0:12.08)	0:35.06 [3] (0:11.61)	0:23.45 [3] (0:11.27)	0:12.18 [2] (0:12.18)
Average Speed [km/h]	49.8	59.7	59.1	59.8	62.3	63.8	59.2
Top Speed [km/h]	60.8	60.0	59.9	60.8	63.8	64.4	62.7
Avg. Dist. to Rail [m]	6.7	0.5	0.2	0.5	0.5	2.6	4.1
Avg. Stride Freq. [Hz]	2.3	2.3	2.2	2.3	2.3	2.4	2.3
Avg. Stride Length [m]	6.1	7.3	7.3	7.2	7.4	7.3	7.1



- [] Ranking at each section and finish
- .-.- No data available at this section
- NA No data available



Horse/Jockey Name	Yes To Excess
Final Rank	6
Fastest Section Time (Section)	0:11.23 (400m)
Top Speed [km/h] (Section)	64.8 (400m)
Race State	Finished



Sunshine Coast QLD Professional

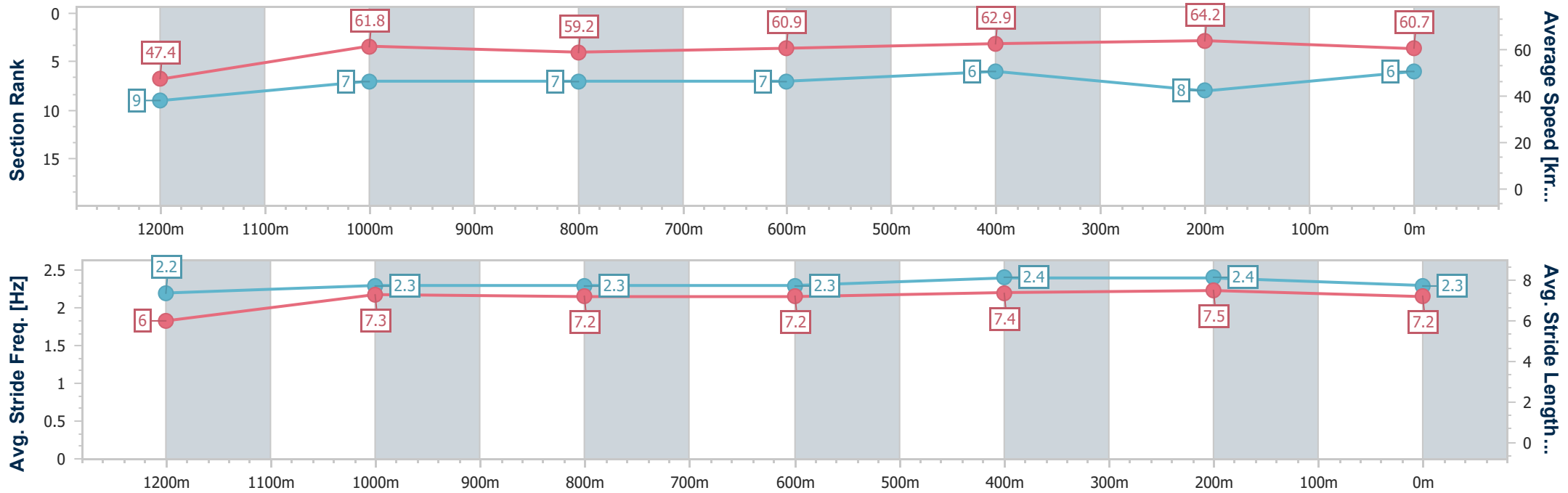
Race 8: RDR BM65 Handicap - 1400m

10 September 2023 - 17:06

Track Rating: Good 4, Weather: Fine, Rail Position: True



Section	Overall	1200m	1000m	800m	600m	400m	200m
Section Times	1:25.84 [6] (0:15.19)	1:10.65 [9] (0:11.65)	0:59.00 [7] (0:12.26)	0:46.74 [7] (0:12.02)	0:34.72 [7] (0:11.64)	0:23.08 [6] (0:11.23)	0:11.85 [8] (0:11.85)
Average Speed [km/h]	47.4	61.8	59.2	60.9	62.9	64.2	60.7
Top Speed [km/h]	60.5	62.4	61.5	64.2	64.5	64.8	64.0
Avg. Dist. to Rail [m]	6.5	3.8	3.6	3.0	2.6	7.9	10.7
Avg. Stride Freq. [Hz]	2.2	2.3	2.3	2.3	2.4	2.4	2.3
Avg. Stride Length [m]	6.0	7.3	7.2	7.2	7.4	7.5	7.2



- [] Ranking at each section and finish
- .-.- No data available at this section
- NA No data available



Horse/Jockey Name	Sempreinte
Final Rank	7
Fastest Section Time (Section)	0:11.34 (400m)
Top Speed [km/h] (Section)	64.4 (400m)
Race State	Finished



Sunshine Coast QLD Professional

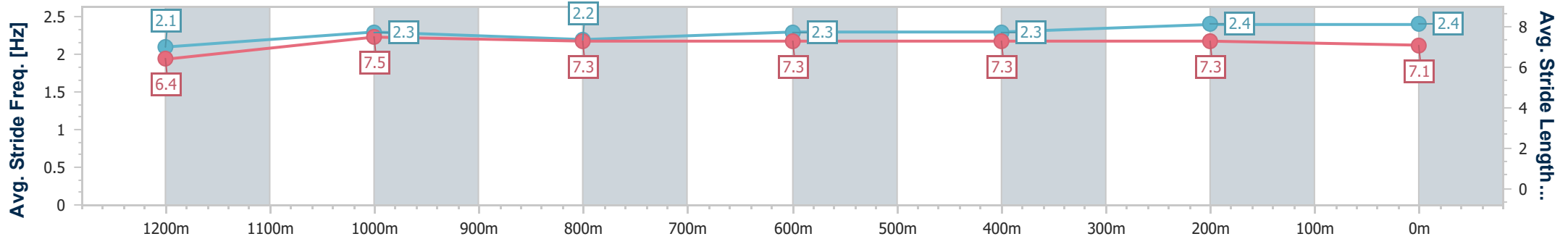
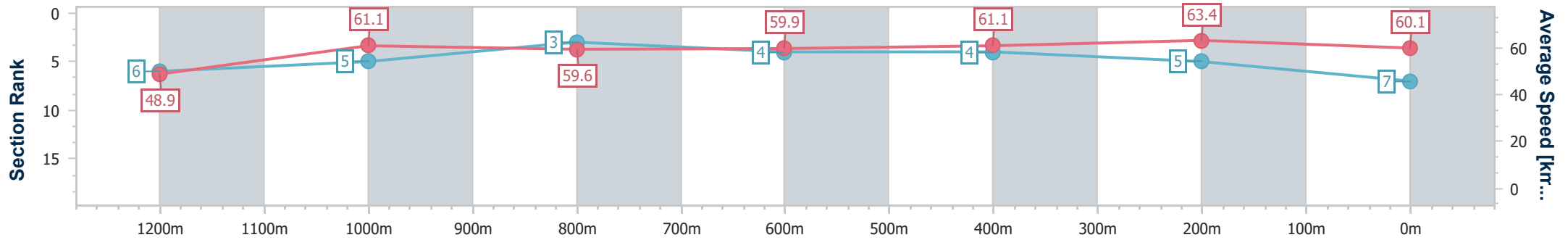
Race 8: RDR BM65 Handicap - 1400m

10 September 2023 - 17:06

Track Rating: Good 4, Weather: Fine, Rail Position: True



Section	Overall	1200m	1000m	800m	600m	400m	200m
Section Times	1:25.87 [7] (0:14.74)	1:11.13 [6] (0:11.81)	0:59.32 [5] (0:12.14)	0:47.18 [3] (0:12.10)	0:35.08 [4] (0:11.76)	0:23.32 [4] (0:11.34)	0:11.98 [5] (0:11.98)
Average Speed [km/h]	48.9	61.1	59.6	59.9	61.1	63.4	60.1
Top Speed [km/h]	60.6	61.8	59.9	60.6	63.2	64.4	62.9
Avg. Dist. to Rail [m]	10.8	4.5	2.8	1.2	0.5	4.7	7.2
Avg. Stride Freq. [Hz]	2.1	2.3	2.2	2.3	2.3	2.4	2.4
Avg. Stride Length [m]	6.4	7.5	7.3	7.3	7.3	7.3	7.1



- [] Ranking at each section and finish
- .-.- No data available at this section
- NA No data available



Horse/Jockey Name	Better Lad
Final Rank	8
Fastest Section Time (Section)	0:11.60 (400m)
Top Speed [km/h] (Section)	63.4 (Overall)
Race State	Finished



Sunshine Coast QLD Professional

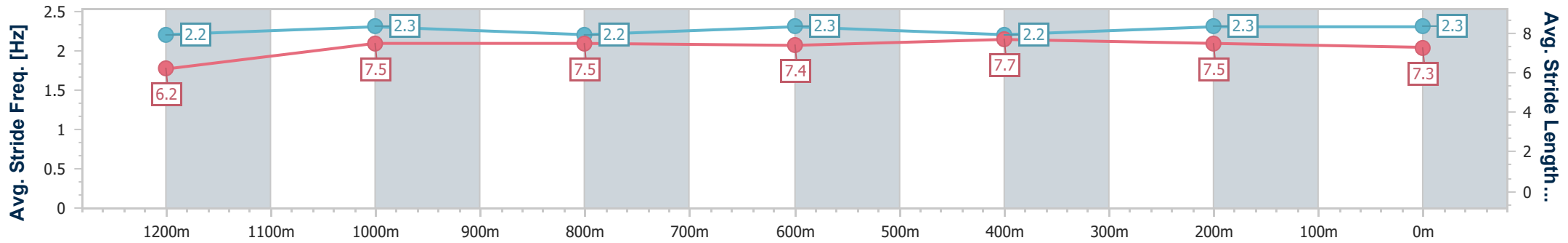
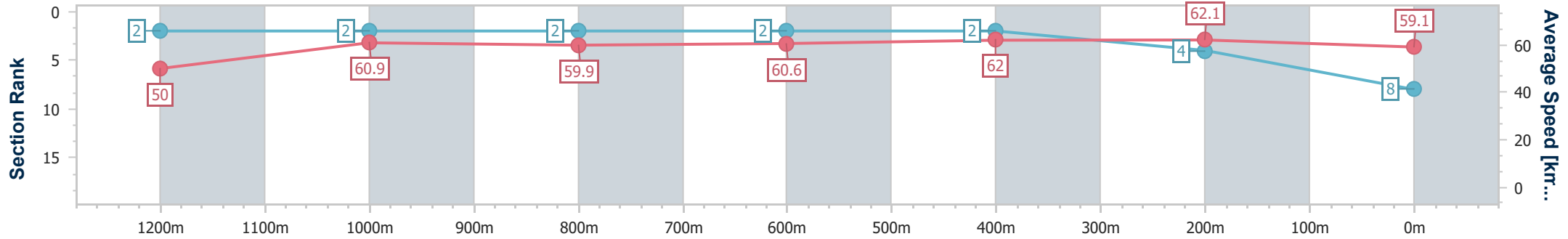
Race 8: RDR BM65 Handicap - 1400m

10 September 2023 - 17:06

Track Rating: Good 4, Weather: Fine, Rail Position: True



Section	Overall	1200m	1000m	800m	600m	400m	200m
Section Times	1:25.95 [8] (0:14.41)	1:11.54 [2] (0:11.83)	0:59.71 [2] (0:12.07)	0:47.64 [2] (0:12.08)	0:35.56 [2] (0:11.78)	0:23.78 [2] (0:11.60)	0:12.18 [4] (0:12.18)
Average Speed [km/h]	50.0	60.9	59.9	60.6	62.0	62.1	59.1
Top Speed [km/h]	63.4	62.4	60.2	61.2	62.6	62.7	61.4
Avg. Dist. to Rail [m]	11.1	2.8	2.1	3.0	2.3	5.5	6.8
Avg. Stride Freq. [Hz]	2.2	2.3	2.2	2.3	2.2	2.3	2.3
Avg. Stride Length [m]	6.2	7.5	7.5	7.4	7.7	7.5	7.3



- [] Ranking at each section and finish
- .-.- No data available at this section
- NA No data available



Horse/Jockey Name	Endless Mystery
Final Rank	9
Fastest Section Time (Section)	0:11.15 (400m)
Top Speed [km/h] (Section)	65.6 (400m)
Race State	Finished



Sunshine Coast QLD Professional

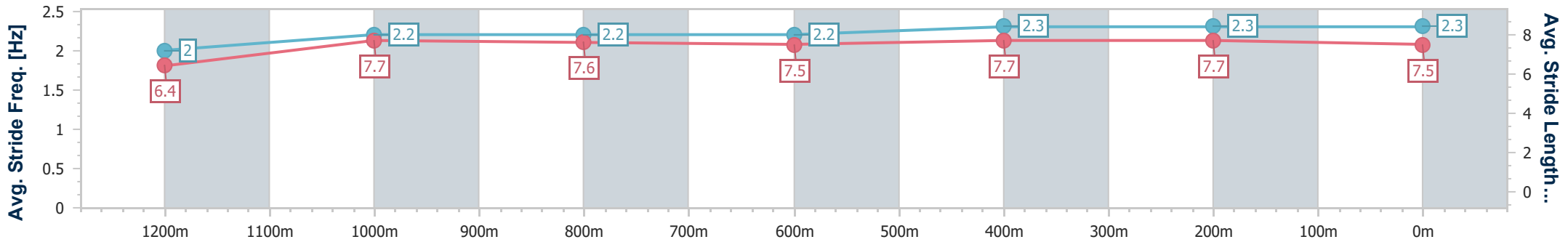
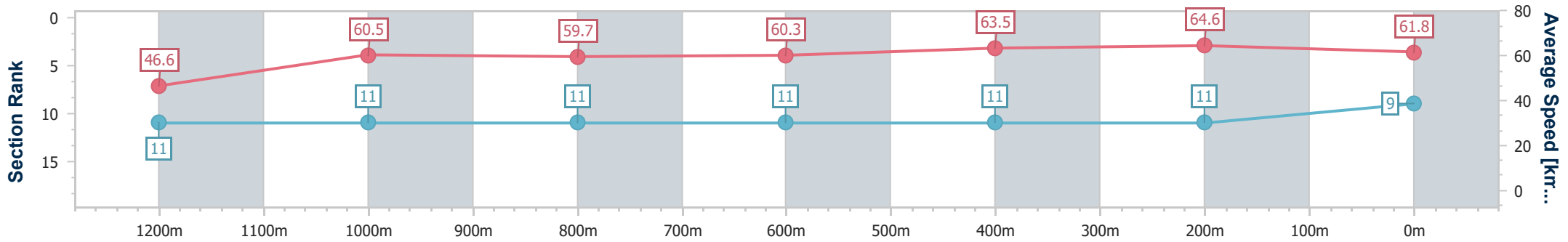
Race 8: RDR BM65 Handicap - 1400m

10 September 2023 - 17:06



Track Rating: Good 4, Weather: Fine, Rail Position: True

Section	Overall	1200m	1000m	800m	600m	400m	200m
Section Times	1:26.01 [9] (0:15.51)	1:10.50 [11] (0:11.92)	0:58.58 [11] (0:12.11)	0:46.47 [11] (0:12.15)	0:34.32 [11] (0:11.52)	0:22.80 [11] (0:11.15)	0:11.65 [11] (0:11.65)
Average Speed [km/h]	46.6	60.5	59.7	60.3	63.5	64.6	61.8
Top Speed [km/h]	60.5	61.2	61.6	63.6	63.9	65.6	64.1
Avg. Dist. to Rail [m]	10.4	2.7	2.8	2.7	2.6	5.8	4.2
Avg. Stride Freq. [Hz]	2.0	2.2	2.2	2.2	2.3	2.3	2.3
Avg. Stride Length [m]	6.4	7.7	7.6	7.5	7.7	7.7	7.5



- [] Ranking at each section and finish
- .-.- No data available at this section
- NA No data available



Horse/Jockey Name	Finsceal
Final Rank	10
Fastest Section Time (Section)	0:11.02 (400m)
Top Speed [km/h] (Section)	66.2 (400m)
Race State	Finished



Sunshine Coast QLD Professional

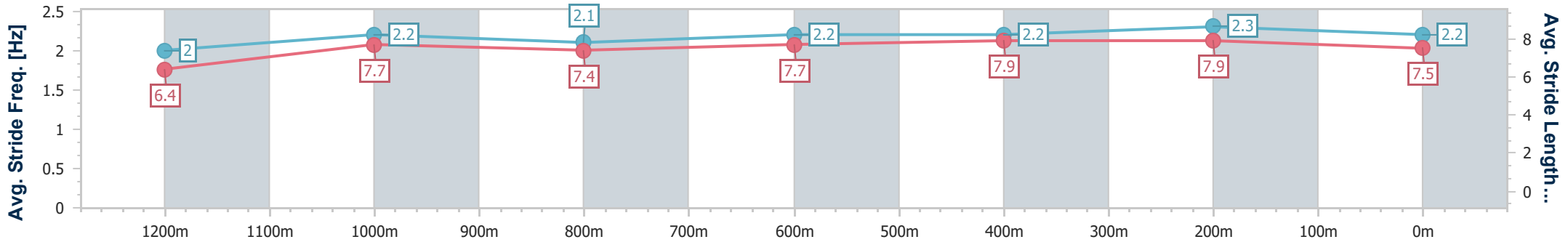
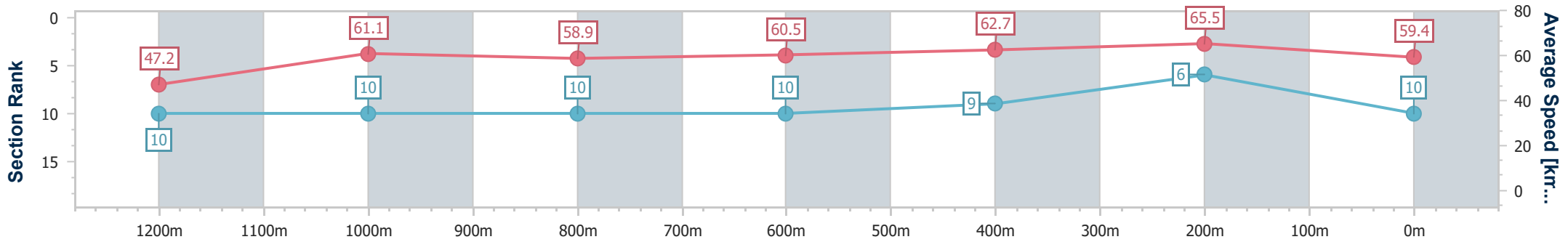
Race 8: RDR BM65 Handicap - 1400m

10 September 2023 - 17:06



Track Rating: Good 4, Weather: Fine, Rail Position: True

Section	Overall	1200m	1000m	800m	600m	400m	200m
Section Times	1:26.03 [10] (0:15.28)	1:10.75 [10] (0:11.81)	0:58.94 [10] (0:12.26)	0:46.68 [10] (0:12.00)	0:34.68 [10] (0:11.54)	0:23.14 [9] (0:11.02)	0:12.12 [6] (0:12.12)
Average Speed [km/h]	47.2	61.1	58.9	60.5	62.7	65.5	59.4
Top Speed [km/h]	63.4	64.0	61.2	63.6	64.2	66.2	64.2
Avg. Dist. to Rail [m]	9.8	2.5	2.3	1.4	0.7	4.7	5.0
Avg. Stride Freq. [Hz]	2.0	2.2	2.1	2.2	2.2	2.3	2.2
Avg. Stride Length [m]	6.4	7.7	7.4	7.7	7.9	7.9	7.5



- [] Ranking at each section and finish
- .-.- No data available at this section
- NA No data available



Horse/Jockey Name	Make It Flashy
Final Rank	11
Fastest Section Time (Section)	0:11.32 (400m)
Top Speed [km/h] (Section)	64.0 (400m)
Race State	Finished



Sunshine Coast QLD Professional

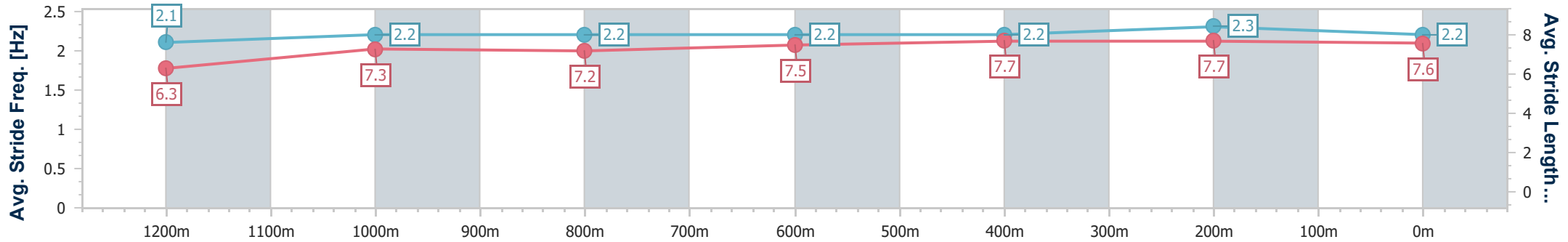
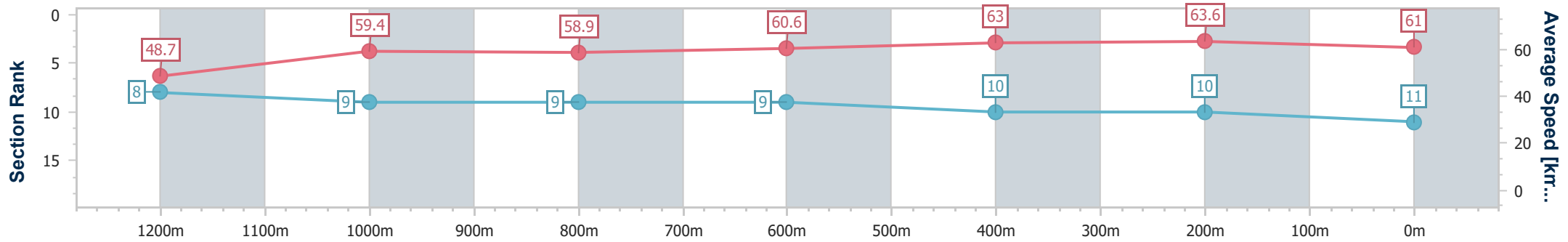
Race 8: RDR BM65 Handicap - 1400m

10 September 2023 - 17:06

Track Rating: Good 4, Weather: Fine, Rail Position: True



Section	Overall	1200m	1000m	800m	600m	400m	200m
Section Times	1:26.03 [11] (0:14.81)	1:11.22 [8] (0:12.13)	0:59.09 [9] (0:12.32)	0:46.77 [9] (0:12.03)	0:34.74 [9] (0:11.61)	0:23.13 [10] (0:11.32)	0:11.81 [10] (0:11.81)
Average Speed [km/h]	48.7	59.4	58.9	60.6	63.0	63.6	61.0
Top Speed [km/h]	60.2	60.5	60.5	63.2	63.4	64.0	63.0
Avg. Dist. to Rail [m]	8.0	3.7	3.4	2.4	2.3	7.5	10.7
Avg. Stride Freq. [Hz]	2.1	2.2	2.2	2.2	2.2	2.3	2.2
Avg. Stride Length [m]	6.3	7.3	7.2	7.5	7.7	7.7	7.6



- [] Ranking at each section and finish
- .-.- No data available at this section
- NA No data available