



**Doomben QLD Professional**  
**Race 7: ELECTRICAL TRADES UNION QLD & NT BENCHMARK 65**  
**Handicap - 1650m**  
**13 September 2023 - 16:38**



BRISBANE  
RACING CLUB

Track Rating: Good 4, Weather: Fine, Rail Position: +7.5m Entire Course

Section														
Field Times	Overall	1400m	1200m	1000m	800m	600m	400m	Last 600m						
	1:39.29 (0:16.73)	1:22.56 (0:11.31)	1:11.25 (0:11.39)	0:59.86 (0:11.75)	0:48.11 (0:12.48)	0:35.63 (0:12.24)	0:23.39 (0:11.49)	0:35.63						
Rank	TAB	Horse/Jockey	Barrier	Top Speed [km/h]	Fastest Section	Overall	1400m	1200m	1000m	800m	600m	400m	Last 600m	Distance Travelled [m]
1	10	RUSSIAN WARRIOR Anthony Allen	5	65.5 1400m	0:11.31 1400m	1:39.29 [1] (0:16.99)	1:22.30 [5] (0:11.31)	1:10.99 [4] (0:11.45)	0:59.54 [5] (0:11.68)	0:47.86 [5] (0:12.33)	0:35.53 [3] (0:12.29)	0:23.24 [6] (0:11.52)	0:35.53	
2	7	RISING PACIFIC James Orman	3	65.5 200m	0:11.38 1400m	1:39.35 [2] (0:17.14)	1:22.21 [6] (0:11.38)	1:10.83 [7] (0:11.61)	0:59.22 [7] (0:11.78)	0:47.44 [8] (0:12.36)	0:35.08 [10] (0:12.16)	0:22.92 [11] (0:11.50)	0:35.08	-3
3	9	TEXAS STORM Dan McGillivray	9	67.6 Overall	0:11.28 1200m	1:39.53 [3] (0:16.90)	1:22.63 [4] (0:11.37)	1:11.26 [3] (0:11.28)	0:59.98 [4] (0:11.72)	0:48.26 [2] (0:12.39)	0:35.87 [1] (0:12.24)	0:23.63 [1] (0:11.53)	0:35.87	+0
4	3	MAUI Josh Adams	8	64.7 1400m	0:11.41 400m	1:39.56 [4] (0:17.65)	1:21.91 [11] (0:11.45)	1:10.46 [11] (0:11.55)	0:58.91 [11] (0:11.64)	0:47.27 [11] (0:12.06)	0:35.21 [11] (0:12.04)	0:23.17 [10] (0:11.41)	0:35.21	+2
5	17	MELANIN Kyle Wilson-Taylor	4	64.5 1400m	0:11.46 400m	1:39.62 [5] (0:17.21)	1:22.41 [8] (0:11.49)	1:10.92 [8] (0:11.51)	0:59.41 [8] (0:11.58)	0:47.83 [7] (0:12.13)	0:35.70 [6] (0:12.01)	0:23.69 [3] (0:11.46)	0:35.70	-3
6	15	HIGHLAND CATHEDRAL Damien Thornton	1	65.4 Overall	0:11.49 1200m	1:39.62 [6] (0:16.73)	1:22.89 [1] (0:11.57)	1:11.32 [5] (0:11.49)	0:59.83 [6] (0:11.87)	0:47.96 [6] (0:12.47)	0:35.49 [8] (0:12.23)	0:23.26 [9] (0:11.49)	0:35.49	-5
7	11	SPIELE Cejay Graham	7	65.5 1400m	0:11.37 1400m	1:39.83 [7] (0:17.50)	1:22.33 [10] (0:11.37)	1:10.96 [9] (0:11.55)	0:59.41 [10] (0:11.56)	0:47.85 [9] (0:12.02)	0:35.83 [7] (0:12.00)	0:23.83 [5] (0:11.56)	0:35.83	+4
8	5	SUPER GORGEOUS Boris Thornton	11	67.0 1400m	0:11.10 1200m	1:39.96 [8] (0:17.19)	1:22.77 [7] (0:11.14)	1:11.63 [6] (0:11.10)	1:00.53 [1] (0:11.87)	0:48.66 [3] (0:12.50)	0:36.16 [4] (0:12.11)	0:24.05 [2] (0:11.57)	0:36.16	-5
9	2	FIVE CROWNS Bailey Wheeler	2	64.2 1400m	0:11.41 1400m	1:40.02 [9] (0:17.47)	1:22.55 [9] (0:11.41)	1:11.14 [10] (0:11.54)	0:59.60 [9] (0:11.61)	0:47.99 [10] (0:12.10)	0:35.89 [9] (0:12.01)	0:23.88 [8] (0:11.54)	0:35.89	+0
10	6	SUTTO'S GAL Melea Castle	6	66.0 Overall	0:11.27 1400m	1:41.01 [10] (0:16.77)	1:24.24 [2] (0:11.27)	1:12.97 [1] (0:11.44)	1:01.53 [3] (0:11.93)	0:49.60 [4] (0:12.43)	0:37.17 [5] (0:12.29)	0:24.88 [7] (0:11.92)	0:37.17	-5

Scratched: Tiritiri (#14), Inspiration (#12), Desert Mist (#8), Early Thoughts (#1), Satay Chicken (#4), Signita (#13)

[ ] Ranking at each section and finish  
 -:-:- No data available at this section  
 NA No data available

SCN Saddle cloth number  
 DNF Did not finish  
 DNT Did not track



**Doomben QLD Professional**  
**Race 7: ELECTRICAL TRADES UNION QLD & NT BENCHMARK 65**  
**Handicap - 1650m**  
**13 September 2023 - 16:38**



Track Rating: Good 4, Weather: Fine, Rail Position: +7.5m Entire Course

Section	Overall	1400m	1200m	1000m	800m	600m	400m	Last 600m
Field Times	1:39.29 (0:16.73)	1:22.56 (0:11.31)	1:11.25 (0:11.39)	0:59.86 (0:11.75)	0:48.11 (0:12.48)	0:35.63 (0:12.24)	0:23.39 (0:11.49)	0:35.63

Rank	TAB	Horse/Jockey	Barrier	Top Speed [km/h]	Fastest Section	Distance Travelled [m]
11	16	NAUGHTY HARRY	12	67.5	0:11.27	+5
		Tiffani Brooker		Overall	1400m	

Scratched: Tiritiri (#14), Inspiration (#12), Desert Mist (#8), Early Thoughts (#1), Satay Chicken (#4), Signita (#13)

[ ] Ranking at each section and finish  
 -:-:- No data available at this section  
 NA No data available

SCN Saddle cloth number  
 DNF Did not finish  
 DNT Did not track



**Doomben QLD Professional**  
**Race 7: ELECTRICAL TRADES UNION QLD & NT BENCHMARK 65**  
**Handicap - 1650m**  
**13 September 2023 - 16:38**



Track Rating: Good 4, Weather: Fine, Rail Position: +7.5m Entire Course

Section				200m				Last 600m	
Field Times				0:11.90		(0:11.90)		0:35.63	
Rank	TAB	Horse/Jockey	Barrier	Top Speed [km/h]	Fastest Section	Margin			Distance Travelled [m]
1	10	<b>RUSSIAN WARRIOR</b> Anthony Allen	5	65.5 1400m	0:11.31 1400m	0:11.72 [5] (0:11.72)	1:39.29		0:35.53
2	7	<b>RISING PACIFIC</b> James Orman	3	65.5 200m	0:11.38 1400m	0:11.42 [9] (0:11.42)	0.39L		0:35.08 -3
3	9	<b>TEXAS STORM</b> Dan McGillivray	9	67.6 Overall	0:11.28 1200m	0:12.10 [2] (0:12.10)	1.45L		0:35.87 +0
4	3	<b>MAUI</b> Josh Adams	8	64.7 1400m	0:11.41 400m	0:11.76 [7] (0:11.76)	1.61L		0:35.21 +2
5	17	<b>MELANIN</b> Kyle Wilson-Taylor	4	64.5 1400m	0:11.46 400m	0:12.23 [1] (0:12.23)	1.96L		0:35.70 -3
6	15	<b>HIGHLAND CATHEDRAL</b> Damien Thornton	1	65.4 Overall	0:11.49 1200m	0:11.77 [8] (0:11.77)	1.98L		0:35.49 -5
7	11	<b>SPIELE</b> Cejay Graham	7	65.5 1400m	0:11.37 1400m	0:12.27 [4] (0:12.27)	3.22L		0:35.83 +4
8	5	<b>SUPER GORGEOUS</b> Boris Thornton	11	67.0 1400m	0:11.10 1200m	0:12.48 [3] (0:12.48)	3.94L		0:36.16 -5
9	2	<b>FIVE CROWNS</b> Bailey Wheeler	2	64.2 1400m	0:11.41 1400m	0:12.34 [6] (0:12.34)	4.3L		0:35.89 +0
10	6	<b>SUTTO'S GAL</b> Melea Castle	6	66.0 Overall	0:11.27 1400m	0:12.96 [11] (0:12.96)	10.13L		0:37.17 -5

Scratched: Tiritiri (#14), Inspiration (#12), Desert Mist (#8), Early Thoughts (#1), Satay Chicken (#4), Signita (#13)

[ ] Ranking at each section and finish  
 -:-:- No data available at this section  
 NA No data available

SCN Saddle cloth number  
 DNF Did not finish  
 DNT Did not track



**Doomben QLD Professional**  
**Race 7: ELECTRICAL TRADES UNION QLD & NT BENCHMARK 65**  
**Handicap - 1650m**  
**13 September 2023 - 16:38**



Track Rating: Good 4, Weather: Fine, Rail Position: +7.5m Entire Course

Section		200m		Last 600m		
Field Times		0:11.90 (0:11.90)		0:35.63		
Rank	TAB Horse/Jockey	Barrier	Top Speed [km/h]	Fastest Section	Margin	Distance Travelled [m]
11	16 NAUGHTY HARRY	12	67.5	0:11.27	0:13.40 [10]	12.42L
	Tiffani Brooker		Overall	1400m	(0:13.40)	0:37.71 +5

Scratched: Tiritiri (#14), Inspiration (#12), Desert Mist (#8), Early Thoughts (#1), Satay Chicken (#4), Signita (#13)

[ ] Ranking at each section and finish  
 -:-:- No data available at this section  
 NA No data available

SCN Saddle cloth number  
 DNF Did not finish  
 DNT Did not track



Horse/Jockey Name	Russian Warrior
Final Rank	1
Fastest Section Time (Section)	0:11.31 (1400m)
Top Speed [km/h] (Section)	65.5 (1400m)
Race State	Finished

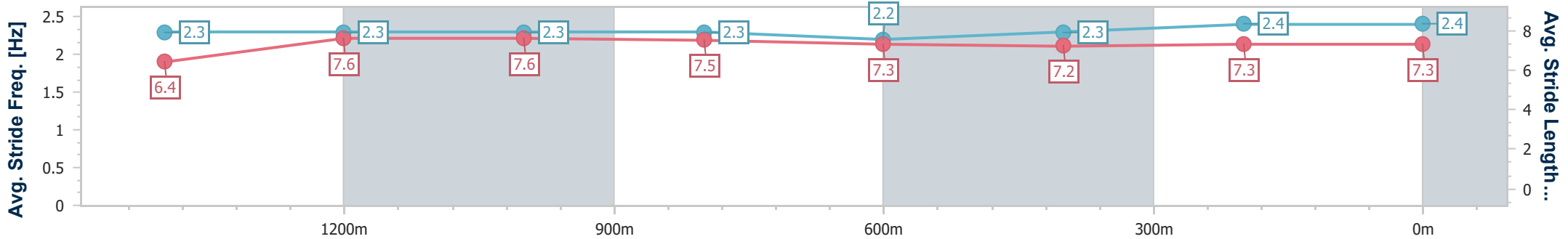
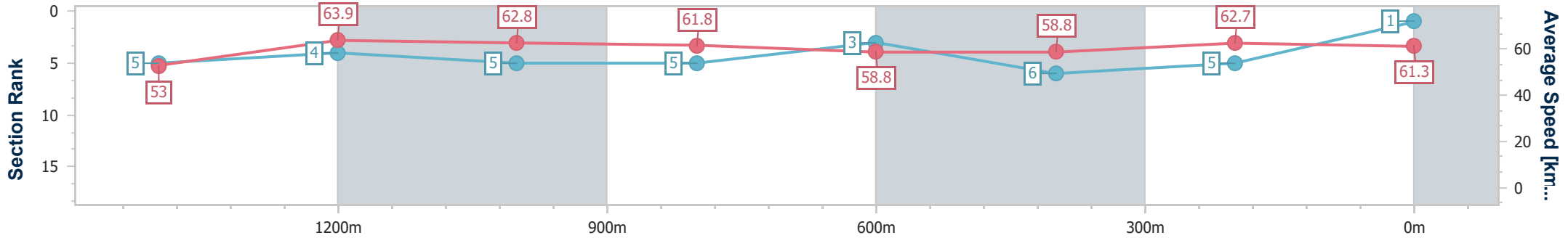


**Doomben QLD Professional**  
**Race 7: ELECTRICAL TRADES UNION QLD & NT BENCHMARK**  
**65 Handicap - 1650m**  
 13 September 2023 - 16:38  
 Track Rating: Good 4, Weather: Fine, Rail Position: +7.5m Entire Course



BRISBANE  
RACING CLUB

Section	Overall	1400m	1200m	1000m	800m	600m	400m	200m
Section Times	1:39.29 [1] (0:16.99)	1:22.30 [5] (0:11.31)	1:10.99 [4] (0:11.45)	0:59.54 [5] (0:11.68)	0:47.86 [5] (0:12.33)	0:35.53 [3] (0:12.29)	0:23.24 [6] (0:11.52)	0:11.72 [5] (0:11.72)
Average Speed [km/h]	53.0	63.9	62.8	61.8	58.8	58.8	62.7	61.3
Top Speed [km/h]	65.2	65.5	64.0	63.4	59.4	60.6	64.3	63.4
Avg. Dist. to Rail [m]	1.7	0.8	0.8	0.8	1.4	0.8	1.8	1.4
Avg. Stride Freq. [Hz]	2.3	2.3	2.3	2.3	2.2	2.3	2.4	2.4
Avg. Stride Length [m]	6.4	7.6	7.6	7.5	7.3	7.2	7.3	7.3



- [ ] Ranking at each section and finish
- .-.- No data available at this section
- NA No data available



Horse/Jockey Name	Rising Pacific
Final Rank	2
Fastest Section Time (Section)	0:11.38 (1400m)
Top Speed [km/h] (Section)	65.5 (200m)
Race State	Finished

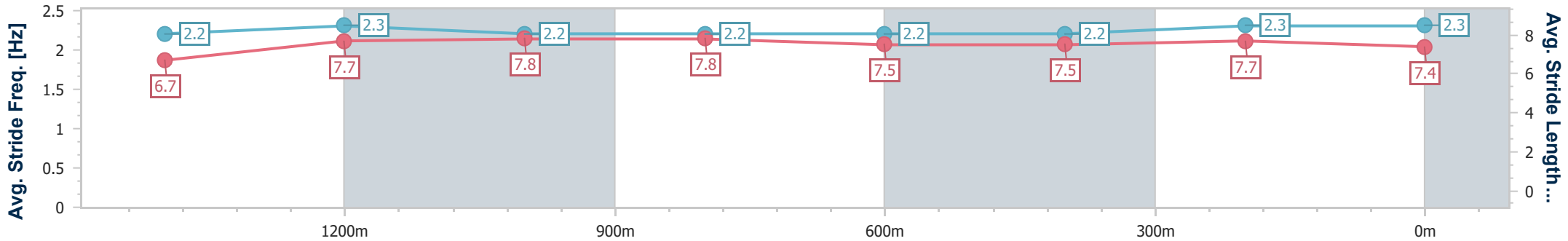
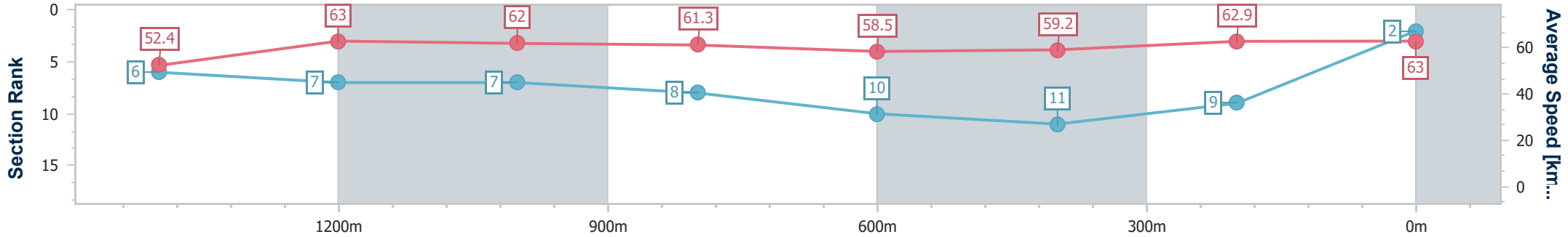


**Doomben QLD Professional**  
**Race 7: ELECTRICAL TRADES UNION QLD & NT BENCHMARK**  
**65 Handicap - 1650m**  
 13 September 2023 - 16:38  
 Track Rating: Good 4, Weather: Fine, Rail Position: +7.5m Entire Course



BRISBANE  
RACING CLUB

Section	Overall	1400m	1200m	1000m	800m	600m	400m	200m						
Section Times	1:39.35 [2] (0:17.14)	1:22.21 [6] (0:11.38)	1:10.83 [7] (0:11.61)	0:59.22 [7] (0:11.78)	0:47.44 [8] (0:12.36)	0:35.08 [10] (0:12.16)	0:22.92 [11] (0:11.50)	0:11.42 [9] (0:11.42)						
Average Speed [km/h]	52.4	63.0	62.0	61.3	58.5	59.2	62.9	63.0						
Top Speed [km/h]	65.0	64.6	62.7	63.4	60.3	60.1	64.6	65.5						
Avg. Dist. to Rail [m]	0.7	0.9	0.2	1.0	0.8	0.5	2.8	5.7						
Avg. Stride Freq. [Hz]	2.2	2.3	2.2	2.2	2.2	2.2	2.3	2.3						
Avg. Stride Length [m]	6.7	7.7	7.8	7.8	7.5	7.5	7.7	7.4						



- [ ] Ranking at each section and finish
- .-.- No data available at this section
- NA No data available



Horse/Jockey Name	Texas Storm
Final Rank	3
Fastest Section Time (Section)	0:11.28 (1200m)
Top Speed [km/h] (Section)	67.6 (Overall)
Race State	Finished

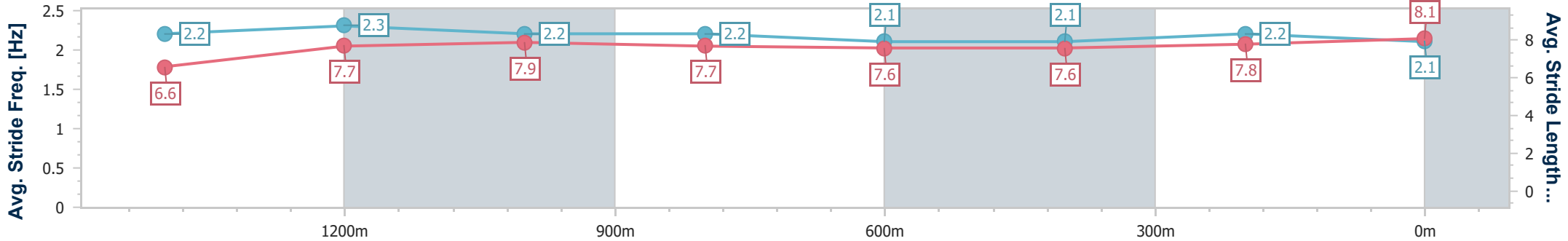
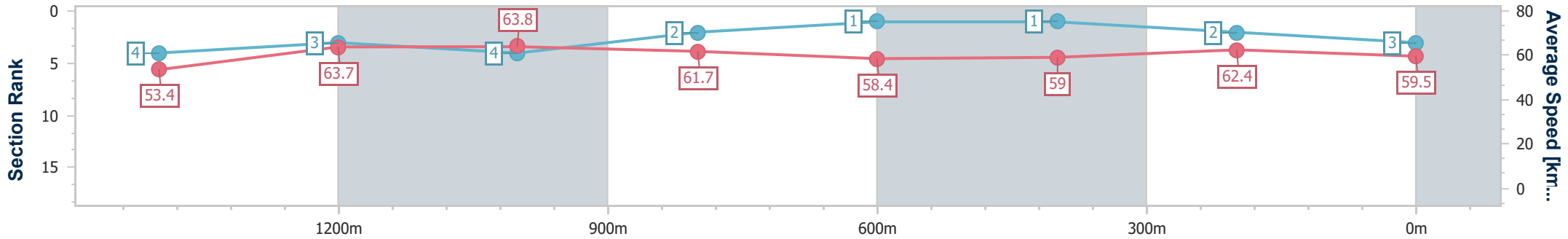


**Doomben QLD Professional**  
**Race 7: ELECTRICAL TRADES UNION QLD & NT BENCHMARK**  
**65 Handicap - 1650m**  
 13 September 2023 - 16:38  
 Track Rating: Good 4, Weather: Fine, Rail Position: +7.5m Entire Course



BRISBANE RACING CLUB

Section	Overall	1400m	1200m	1000m	800m	600m	400m	200m
Section Times	1:39.53 [3] (0:16.90)	1:22.63 [4] (0:11.37)	1:11.26 [3] (0:11.28)	0:59.98 [4] (0:11.72)	0:48.26 [2] (0:12.39)	0:35.87 [1] (0:12.24)	0:23.63 [1] (0:11.53)	0:12.10 [2] (0:12.10)
Average Speed [km/h]	53.4	63.7	63.8	61.7	58.4	59.0	62.4	59.5
Top Speed [km/h]	67.6	66.0	64.5	64.3	59.2	61.7	63.7	61.8
Avg. Dist. to Rail [m]	4.2	1.1	0.8	1.4	1.1	0.5	2.1	3.3
Avg. Stride Freq. [Hz]	2.2	2.3	2.2	2.2	2.1	2.1	2.2	2.1
Avg. Stride Length [m]	6.6	7.7	7.9	7.7	7.6	7.6	7.8	8.1



- [ ] Ranking at each section and finish
- .-.- No data available at this section
- NA No data available



Horse/Jockey Name	Maui
Final Rank	4
Fastest Section Time (Section)	0:11.41 (400m)
Top Speed [km/h] (Section)	64.7 (1400m)
Race State	Finished

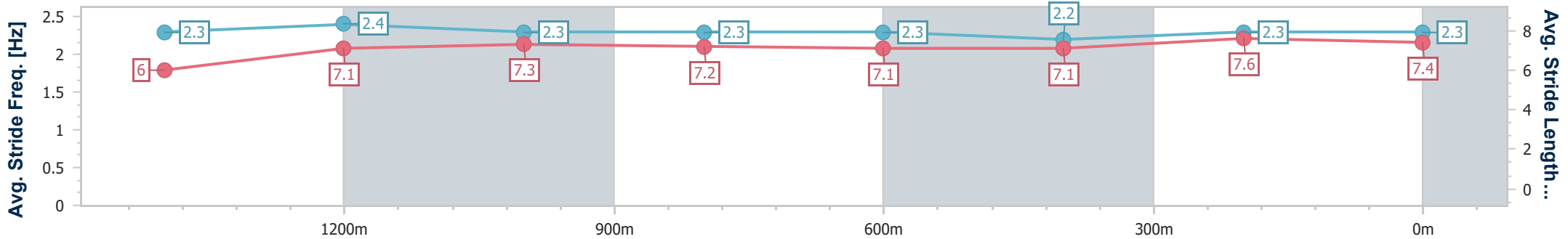
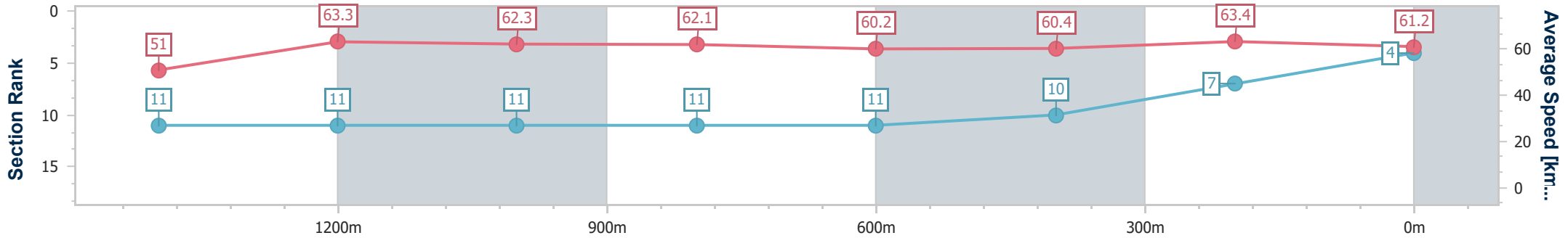


**Doomben QLD Professional**  
**Race 7: ELECTRICAL TRADES UNION QLD & NT BENCHMARK**  
**65 Handicap - 1650m**  
 13 September 2023 - 16:38  
 Track Rating: Good 4, Weather: Fine, Rail Position: +7.5m Entire Course



BRISBANE  
RACING CLUB

Section	Overall	1400m	1200m	1000m	800m	600m	400m	200m						
Section Times	1:39.56 [4] (0:17.65)	1:21.91 [11] (0:11.45)	1:10.46 [11] (0:11.55)	0:58.91 [11] (0:11.64)	0:47.27 [11] (0:12.06)	0:35.21 [11] (0:12.04)	0:23.17 [10] (0:11.41)	0:11.76 [7] (0:11.76)						
Average Speed [km/h]	51.0	63.3	62.3	62.1	60.2	60.4	63.4	61.2						
Top Speed [km/h]	63.6	64.7	63.5	63.0	60.9	62.1	64.6	62.7						
Avg. Dist. to Rail [m]	3.3	1.0	1.0	1.1	1.4	1.8	4.5	7.7						
Avg. Stride Freq. [Hz]	2.3	2.4	2.3	2.3	2.3	2.2	2.3	2.3						
Avg. Stride Length [m]	6.0	7.1	7.3	7.2	7.1	7.1	7.6	7.4						



- [ ] Ranking at each section and finish
- .-.- No data available at this section
- NA No data available





Horse/Jockey Name	Melanin
Final Rank	5
Fastest Section Time (Section)	0:11.46 (400m)
Top Speed [km/h] (Section)	64.5 (1400m)
Race State	Finished

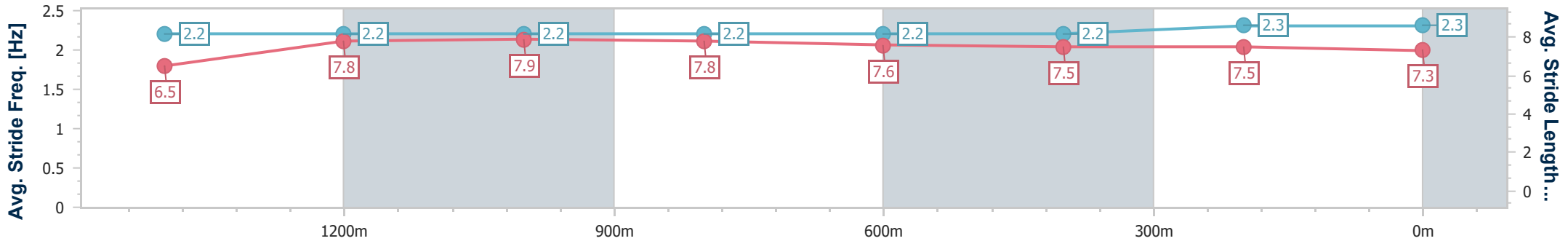
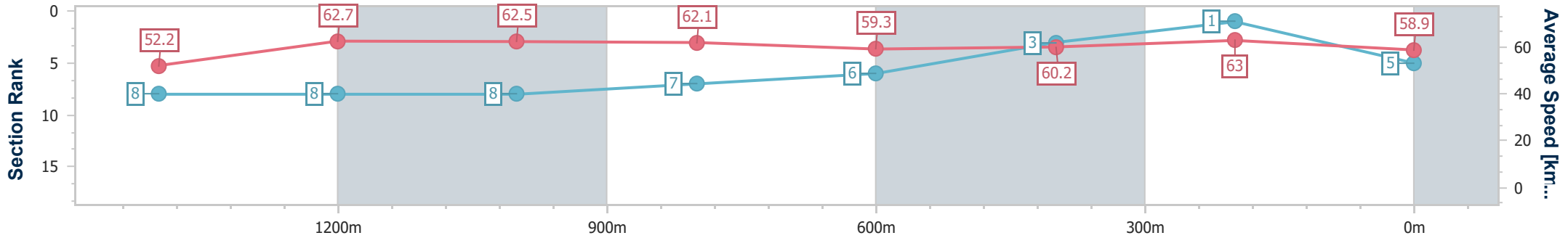


**Doomben QLD Professional**  
**Race 7: ELECTRICAL TRADES UNION QLD & NT BENCHMARK**  
**65 Handicap - 1650m**  
 13 September 2023 - 16:38  
 Track Rating: Good 4, Weather: Fine, Rail Position: +7.5m Entire Course



BRISBANE  
RACING CLUB

Section	Overall	1400m	1200m	1000m	800m	600m	400m	200m
Section Times	1:39.62 [5] (0:17.21)	1:22.41 [8] (0:11.49)	1:10.92 [8] (0:11.51)	0:59.41 [8] (0:11.58)	0:47.83 [7] (0:12.13)	0:35.70 [6] (0:12.01)	0:23.69 [3] (0:11.46)	0:12.23 [1] (0:12.23)
Average Speed [km/h]	52.2	62.7	62.5	62.1	59.3	60.2	63.0	58.9
Top Speed [km/h]	64.5	64.5	63.7	63.5	60.5	62.2	64.3	61.3
Avg. Dist. to Rail [m]	0.8	0.5	0.5	0.3	0.5	0.7	2.2	2.3
Avg. Stride Freq. [Hz]	2.2	2.2	2.2	2.2	2.2	2.2	2.3	2.3
Avg. Stride Length [m]	6.5	7.8	7.9	7.8	7.6	7.5	7.5	7.3



- [ ] Ranking at each section and finish
- .-.- No data available at this section
- NA No data available



Horse/Jockey Name	Highland Cathedral
Final Rank	6
Fastest Section Time (Section)	0:11.49 (1200m)
Top Speed [km/h] (Section)	65.4 (Overall)
Race State	Finished

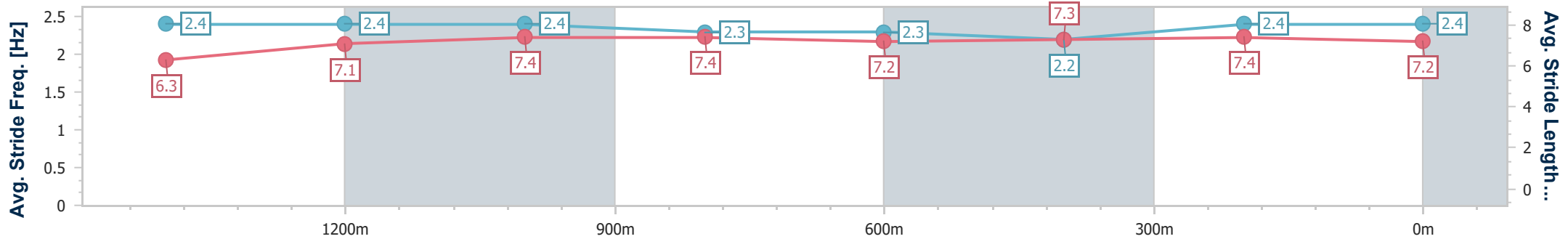
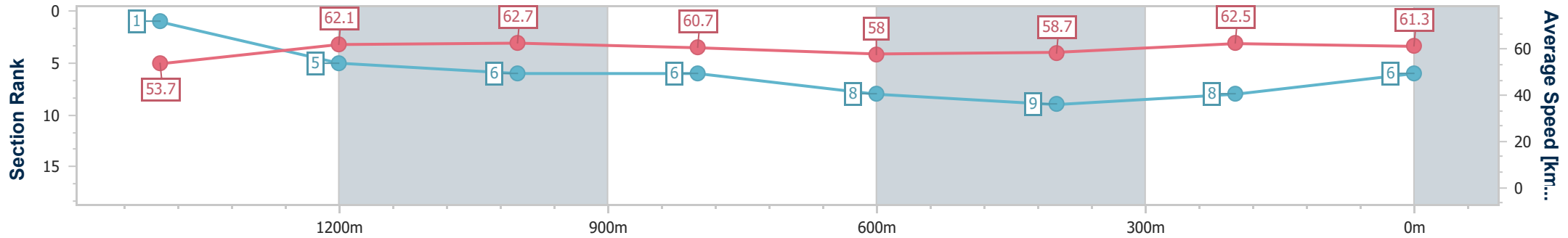


**Doomben QLD Professional**  
**Race 7: ELECTRICAL TRADES UNION QLD & NT BENCHMARK**  
**65 Handicap - 1650m**  
 13 September 2023 - 16:38  
 Track Rating: Good 4, Weather: Fine, Rail Position: +7.5m Entire Course



BRISBANE  
RACING CLUB

Section	Overall	1400m	1200m	1000m	800m	600m	400m	200m
Section Times	1:39.62 [6] (0:16.73)	1:22.89 [1] (0:11.57)	1:11.32 [5] (0:11.49)	0:59.83 [6] (0:11.87)	0:47.96 [6] (0:12.47)	0:35.49 [8] (0:12.23)	0:23.26 [9] (0:11.49)	0:11.77 [8] (0:11.77)
Average Speed [km/h]	53.7	62.1	62.7	60.7	58.0	58.7	62.5	61.3
Top Speed [km/h]	65.4	64.9	64.0	63.1	58.7	60.0	64.0	63.0
Avg. Dist. to Rail [m]	2.5	1.0	1.4	0.9	1.0	1.0	0.9	1.0
Avg. Stride Freq. [Hz]	2.4	2.4	2.4	2.3	2.3	2.2	2.4	2.4
Avg. Stride Length [m]	6.3	7.1	7.4	7.4	7.2	7.3	7.4	7.2



- [ ] Ranking at each section and finish
- .-.- No data available at this section
- NA No data available



Horse/Jockey Name	Spiele
Final Rank	7
Fastest Section Time (Section)	0:11.37 (1400m)
Top Speed [km/h] (Section)	65.5 (1400m)
Race State	Finished

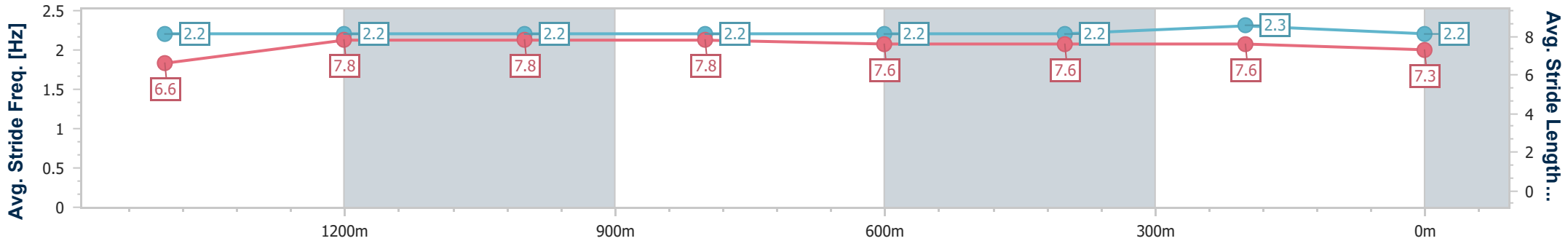
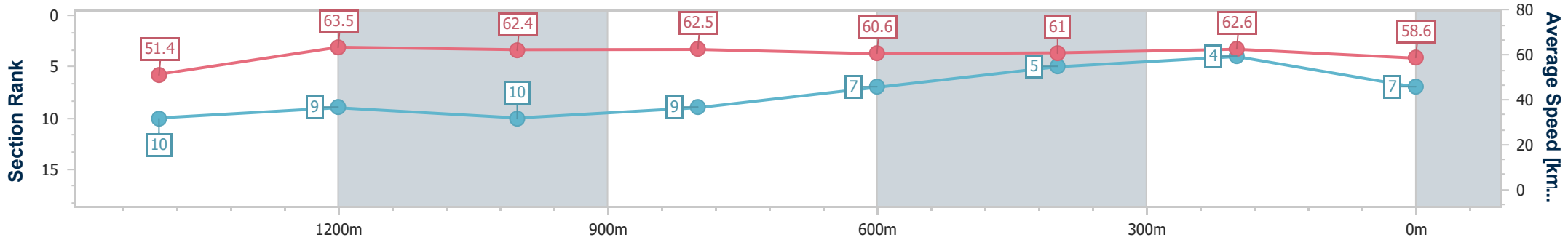


Doomben QLD Professional  
 Race 7: ELECTRICAL TRADES UNION QLD & NT BENCHMARK  
 65 Handicap - 1650m  
 13 September 2023 - 16:38  
 Track Rating: Good 4, Weather: Fine, Rail Position: +7.5m Entire Course



BRISBANE RACING CLUB

Section	Overall	1400m	1200m	1000m	800m	600m	400m	200m
Section Times	1:39.83 [7] (0:17.50)	1:22.33 [10] (0:11.37)	1:10.96 [9] (0:11.55)	0:59.41 [10] (0:11.56)	0:47.85 [9] (0:12.02)	0:35.83 [7] (0:12.00)	0:23.83 [5] (0:11.56)	0:12.27 [4] (0:12.27)
Average Speed [km/h]	51.4	63.5	62.4	62.5	60.6	61.0	62.6	58.6
Top Speed [km/h]	64.6	65.5	63.3	63.4	62.1	62.1	63.3	62.4
Avg. Dist. to Rail [m]	2.4	0.4	0.8	1.1	2.6	2.9	4.0	4.9
Avg. Stride Freq. [Hz]	2.2	2.2	2.2	2.2	2.2	2.2	2.3	2.2
Avg. Stride Length [m]	6.6	7.8	7.8	7.8	7.6	7.6	7.6	7.3



- [ ] Ranking at each section and finish
- .-.- No data available at this section
- NA No data available



Horse/Jockey Name	Super Gorgeous
Final Rank	8
Fastest Section Time (Section)	0:11.10 (1200m)
Top Speed [km/h] (Section)	67.0 (1400m)
Race State	Finished

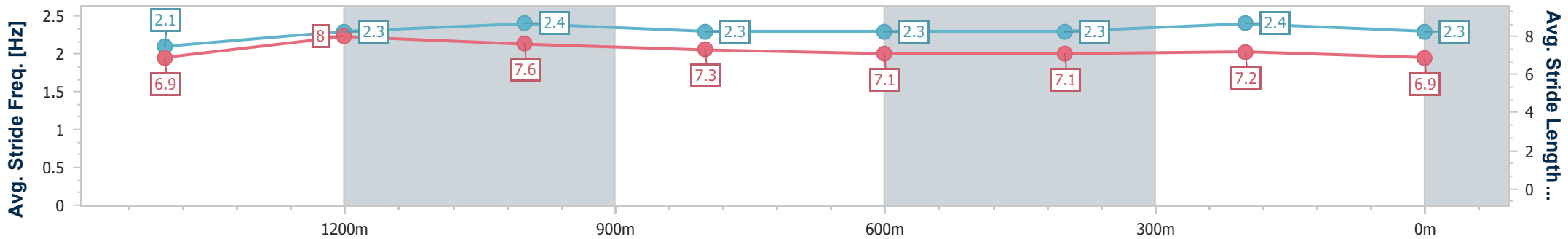
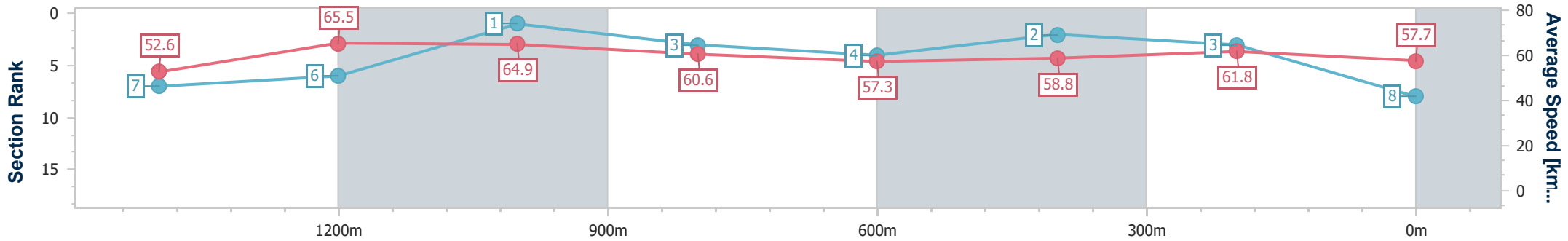


**Doomben QLD Professional**  
**Race 7: ELECTRICAL TRADES UNION QLD & NT BENCHMARK**  
**65 Handicap - 1650m**  
 13 September 2023 - 16:38  
 Track Rating: Good 4, Weather: Fine, Rail Position: +7.5m Entire Course



BRISBANE  
RACING CLUB

Section	Overall	1400m	1200m	1000m	800m	600m	400m	200m
Section Times	1:39.96 [8] (0:17.19)	1:22.77 [7] (0:11.14)	1:11.63 [6] (0:11.10)	1:00.53 [1] (0:11.87)	0:48.66 [3] (0:12.50)	0:36.16 [4] (0:12.11)	0:24.05 [2] (0:11.57)	0:12.48 [3] (0:12.48)
Average Speed [km/h]	52.6	65.5	64.9	60.6	57.3	58.8	61.8	57.7
Top Speed [km/h]	67.0	67.0	66.5	64.4	59.4	60.9	63.1	60.6
Avg. Dist. to Rail [m]	5.0	2.3	2.8	0.8	1.0	2.1	2.1	1.0
Avg. Stride Freq. [Hz]	2.1	2.3	2.4	2.3	2.3	2.3	2.4	2.3
Avg. Stride Length [m]	6.9	8.0	7.6	7.3	7.1	7.1	7.2	6.9



- [ ] Ranking at each section and finish
- .-.- No data available at this section
- NA No data available



Horse/Jockey Name	Five Crowns
Final Rank	9
Fastest Section Time (Section)	0:11.41 (1400m)
Top Speed [km/h] (Section)	64.2 (1400m)
Race State	Finished

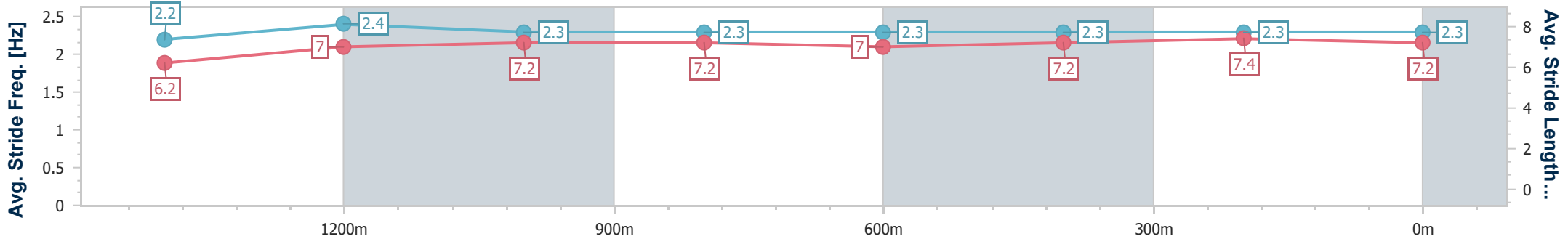
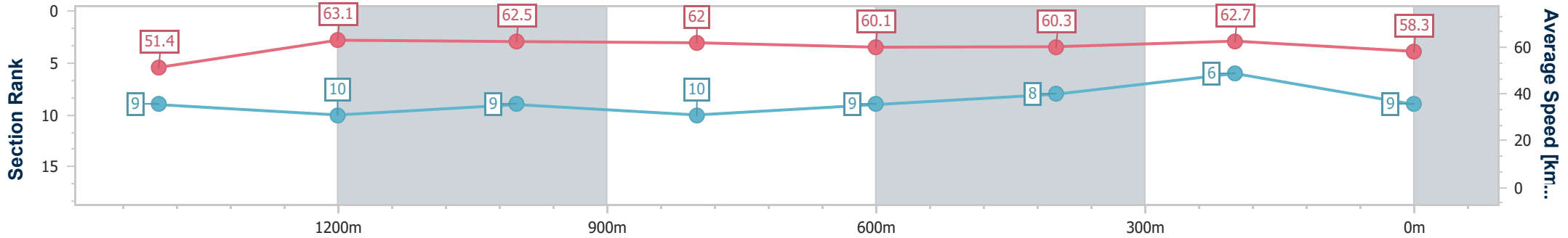


**Doomben QLD Professional**  
**Race 7: ELECTRICAL TRADES UNION QLD & NT BENCHMARK**  
**65 Handicap - 1650m**  
 13 September 2023 - 16:38  
 Track Rating: Good 4, Weather: Fine, Rail Position: +7.5m Entire Course



BRISBANE  
RACING CLUB

Section	Overall	1400m	1200m	1000m	800m	600m	400m	200m
Section Times	1:40.02 [9] (0:17.47)	1:22.55 [9] (0:11.41)	1:11.14 [10] (0:11.54)	0:59.60 [9] (0:11.61)	0:47.99 [10] (0:12.10)	0:35.89 [9] (0:12.01)	0:23.88 [8] (0:11.54)	0:12.34 [6] (0:12.34)
Average Speed [km/h]	51.4	63.1	62.5	62.0	60.1	60.3	62.7	58.3
Top Speed [km/h]	64.0	64.2	63.3	63.1	61.5	61.5	63.7	62.8
Avg. Dist. to Rail [m]	0.6	0.4	0.7	0.8	1.6	1.4	3.0	3.8
Avg. Stride Freq. [Hz]	2.2	2.4	2.3	2.3	2.3	2.3	2.3	2.3
Avg. Stride Length [m]	6.2	7.0	7.2	7.2	7.0	7.2	7.4	7.2



- [ ] Ranking at each section and finish
- .-.- No data available at this section
- NA No data available



Horse/Jockey Name	Sutto's Gal
Final Rank	10
Fastest Section Time (Section)	0:11.27 (1400m)
Top Speed [km/h] (Section)	66.0 (Overall)
Race State	Finished

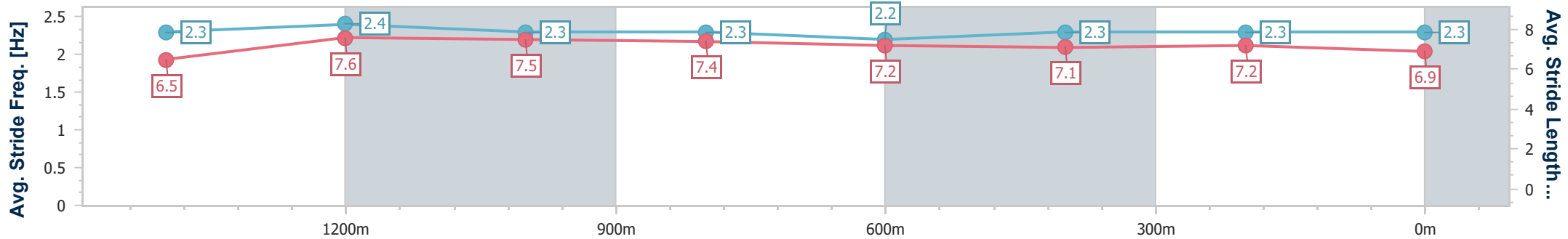
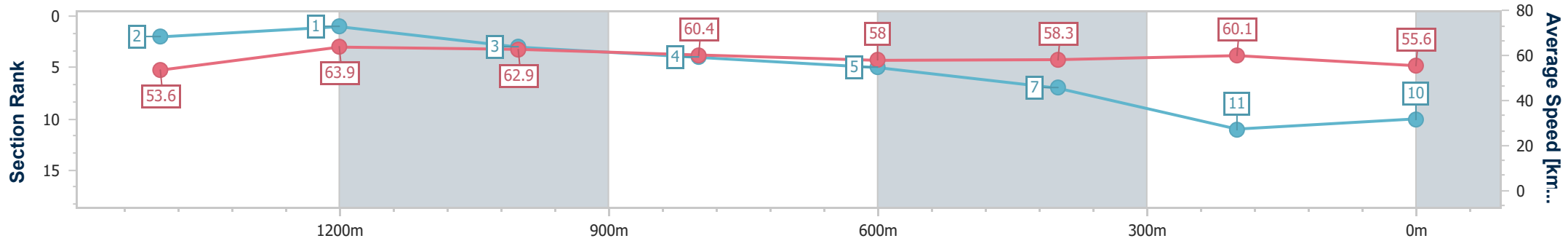


**Doomben QLD Professional**  
**Race 7: ELECTRICAL TRADES UNION QLD & NT BENCHMARK**  
**65 Handicap - 1650m**  
 13 September 2023 - 16:38  
 Track Rating: Good 4, Weather: Fine, Rail Position: +7.5m Entire Course



BRISBANE  
RACING CLUB

Section	Overall	1400m	1200m	1000m	800m	600m	400m	200m
Section Times	1:41.01 [10] (0:16.77)	1:24.24 [2] (0:11.27)	1:12.97 [1] (0:11.44)	1:01.53 [3] (0:11.93)	0:49.60 [4] (0:12.43)	0:37.17 [5] (0:12.29)	0:24.88 [7] (0:11.92)	0:12.96 [11] (0:12.96)
Average Speed [km/h]	53.6	63.9	62.9	60.4	58.0	58.3	60.1	55.6
Top Speed [km/h]	66.0	65.3	64.4	62.6	58.9	60.0	61.3	59.4
Avg. Dist. to Rail [m]	1.2	0.5	0.7	0.5	0.4	0.9	1.0	0.8
Avg. Stride Freq. [Hz]	2.3	2.4	2.3	2.3	2.2	2.3	2.3	2.3
Avg. Stride Length [m]	6.5	7.6	7.5	7.4	7.2	7.1	7.2	6.9



- [ ] Ranking at each section and finish
- .-.- No data available at this section
- NA No data available



Horse/Jockey Name	Naughty Harry
Final Rank	11
Fastest Section Time (Section)	0:11.27 (1400m)
Top Speed [km/h] (Section)	67.5 (Overall)
Race State	Finished

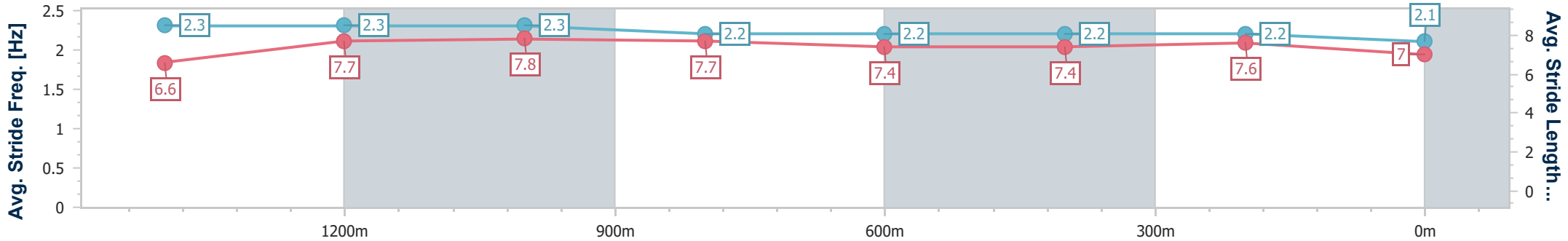
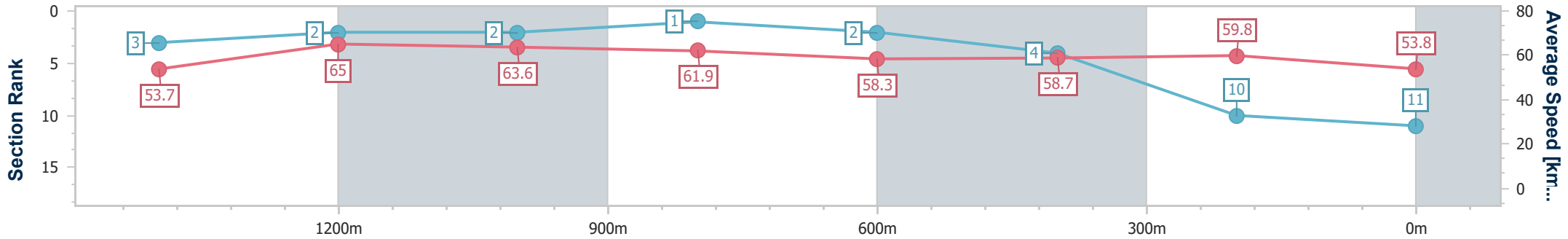


**Doomben QLD Professional**  
**Race 7: ELECTRICAL TRADES UNION QLD & NT BENCHMARK**  
**65 Handicap - 1650m**  
 13 September 2023 - 16:38  
 Track Rating: Good 4, Weather: Fine, Rail Position: +7.5m Entire Course



BRISBANE  
RACING CLUB

Section	Overall	1400m	1200m	1000m	800m	600m	400m	200m
Section Times	1:41.40 [11] (0:16.87)	1:24.53 [3] (0:11.27)	1:13.26 [2] (0:11.32)	1:01.94 [2] (0:11.72)	0:50.22 [1] (0:12.51)	0:37.71 [2] (0:12.28)	0:25.43 [4] (0:12.03)	0:13.40 [10] (0:13.40)
Average Speed [km/h]	53.7	65.0	63.6	61.9	58.3	58.7	59.8	53.8
Top Speed [km/h]	67.5	66.4	64.4	64.2	59.4	60.7	61.1	57.8
Avg. Dist. to Rail [m]	6.1	2.8	1.3	2.1	2.4	1.0	1.0	2.0
Avg. Stride Freq. [Hz]	2.3	2.3	2.3	2.2	2.2	2.2	2.2	2.1
Avg. Stride Length [m]	6.6	7.7	7.8	7.7	7.4	7.4	7.6	7.0



- [ ] Ranking at each section and finish
- .-.- No data available at this section
- NA No data available