



Aquis Park Gold Coast Poly QLD Professional

Race 6: Cronin Miller Litigation Class 1 Handicap - 1200m



16 September 2023 - 16:30

Track Rating: Synthetic, Weather: Fine, Rail Position: True

Section		Overall	1000m	800m	600m	400m	200m	Last 600m					
Field Times		1:10.44 (0:13.37)	0:57.07 (0:10.98)	0:46.09 (0:11.40)	0:34.69 (0:11.59)	0:23.10 (0:11.60)	0:11.50 (0:11.50)	0:34.69					
Rank	TAB Horse/Jockey	Barrier	Top Speed [km/h]	Fastest Section							Margin	Distance Travelled [m]	
1	2 BOCHKAREVA Noel Callow	8	66.5	0:10.98	1:10.44 [1] (0:13.37)	0:57.07 [1] (0:10.98)	0:46.09 [1] (0:11.40)	0:34.69 [1] (0:11.59)	0:23.10 [1] (0:11.60)	0:11.50 [1] (0:11.50)	1:10.44	0:34.69	
2	8 NOBLE STYLE Anthony Allen	2	66.0	0:11.10	1:11.09 [2] (0:13.58)	0:57.51 [3] (0:11.10)	0:46.41 [4] (0:11.43)	0:34.98 [4] (0:11.53)	0:23.45 [4] (0:11.65)	0:11.80 [3] (0:11.80)	3.8L	0:34.98	-4
3	3 JOVITA Danny Peisley	9	66.2	0:11.06	1:11.46 [3] (0:13.53)	0:57.93 [2] (0:11.06)	0:46.87 [3] (0:11.39)	0:35.48 [3] (0:11.46)	0:24.02 [2] (0:11.77)	0:12.25 [2] (0:12.25)	5.8L	0:35.48	-1
4	7 SWANIC BOOM Jai Williams	4	66.4	0:11.09	1:11.72 [4] (0:13.73)	0:57.99 [5] (0:11.09)	0:46.90 [5] (0:11.38)	0:35.52 [5] (0:11.39)	0:24.13 [3] (0:11.77)	0:12.36 [4] (0:12.36)	7.3L	0:35.52	+0
5	6 OVER THE FALLS Girish Goomany	7	66.1	0:11.00	1:11.75 [5] (0:14.17)	0:57.58 [8] (0:11.00)	0:46.58 [9] (0:11.31)	0:35.27 [9] (0:11.34)	0:23.93 [6] (0:11.74)	0:12.19 [5] (0:12.19)	7.4L	0:35.27	-1
6	5 GALLERY MASTER Casey Waddell	1	65.6	0:11.16	1:12.23 [6] (0:13.81)	0:58.42 [6] (0:11.16)	0:47.26 [6] (0:11.42)	0:35.84 [8] (0:11.51)	0:24.33 [8] (0:11.89)	0:12.44 [6] (0:12.44)	10.2L	0:35.84	-4
7	9 METER MAID Jason Taylor	3	65.5	0:11.16	1:12.87 [7] (0:13.95)	0:58.92 [7] (0:11.16)	0:47.76 [8] (0:11.23)	0:36.53 [6] (0:11.52)	0:25.01 [7] (0:12.32)	0:12.69 [7] (0:12.69)	14L	0:36.53	-2
8	10 CUDDLES Nozi Tomizawa	10	67.8	0:10.86	1:13.45 [8] (0:13.61)	0:59.84 [4] (0:10.86)	0:48.98 [2] (0:11.45)	0:37.53 [2] (0:11.83)	0:25.70 [5] (0:12.50)	0:13.20 [8] (0:13.20)	17.3L	0:37.53	+10
9	1 PERUSAL Michael Cahill	6	68.6	0:10.80	1:13.46 [9] (0:14.20)	0:59.26 [9] (0:10.80)	0:48.46 [7] (0:11.36)	0:37.10 [7] (0:11.61)	0:25.49 [9] (0:12.53)	0:12.96 [9] (0:12.96)	17.4L	0:37.10	+16

Scratched: Fearless Thinking (#4)

[] Ranking at each section and finish
 -:-:- No data available at this section
 NA No data available

SCN Saddle cloth number
 DNF Did not finish
 DNT Did not track



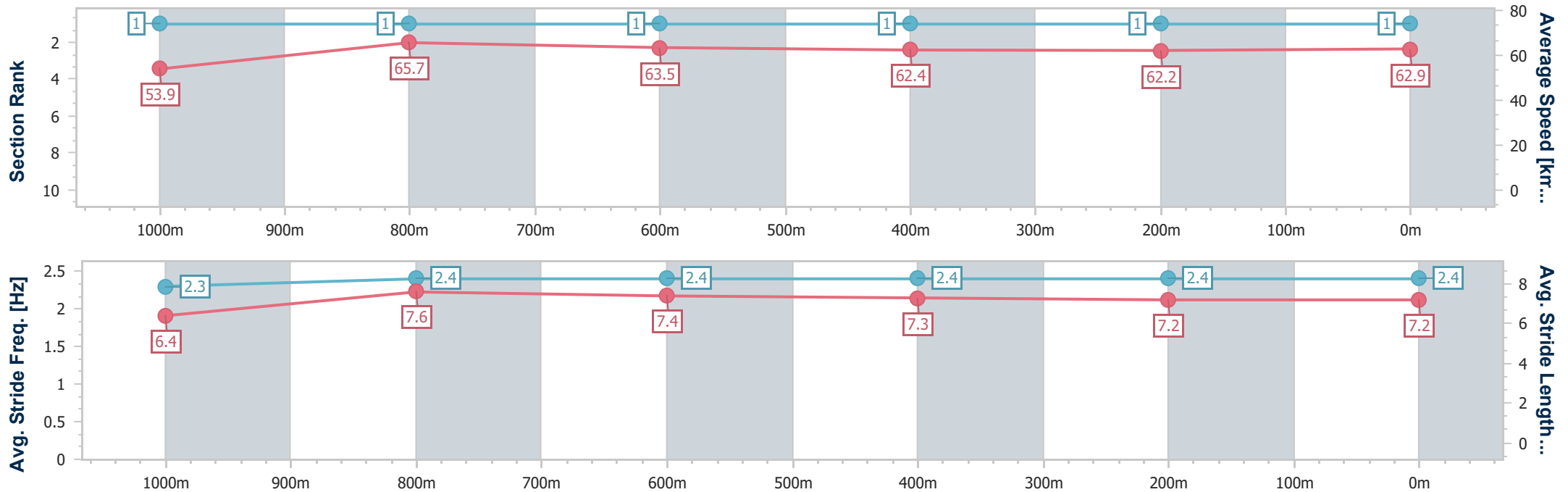
Horse/Jockey Name	Bochkareva
Final Rank	1
Fastest Section Time (Section)	0:10.98 (1000m)
Top Speed [km/h] (Section)	66.5 (Overall)
Race State	Finished



Aquis Park Gold Coast Poly QLD Professional
 Race 6: Cronin Miller Litigation Class 1 Handicap - 1200m
 16 September 2023 - 16:30
 Track Rating: Synthetic, Weather: Fine, Rail Position: True



Section	Overall	1000m	800m	600m	400m	200m
Section Times	1:10.44 [1] (0:13.37)	0:57.07 [1] (0:10.98)	0:46.09 [1] (0:11.40)	0:34.69 [1] (0:11.59)	0:23.10 [1] (0:11.60)	0:11.50 [1] (0:11.50)
Average Speed [km/h]	53.9	65.7	63.5	62.4	62.2	62.9
Top Speed [km/h]	66.5	66.5	64.6	64.1	64.0	64.5
Avg. Dist. to Rail [m]	4.0	1.0	1.0	0.9	2.1	2.3
Avg. Stride Freq. [Hz]	2.3	2.4	2.4	2.4	2.4	2.4
Avg. Stride Length [m]	6.4	7.6	7.4	7.3	7.2	7.2



- [] Ranking at each section and finish
- .-.- No data available at this section
- NA No data available



Horse/Jockey Name	Noble Style
Final Rank	2
Fastest Section Time (Section)	0:11.10 (1000m)
Top Speed [km/h] (Section)	66.0 (Overall)
Race State	Finished



Aquis Park Gold Coast Poly QLD Professional

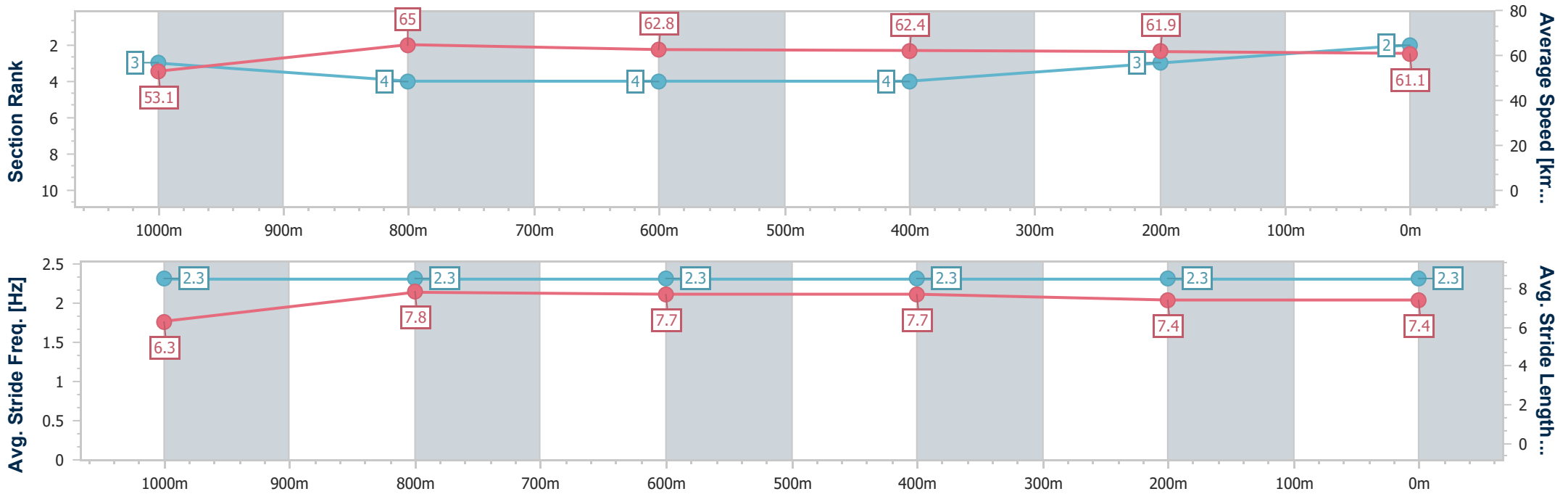
Race 6: Cronin Miller Litigation Class 1 Handicap - 1200m

16 September 2023 - 16:30

Track Rating: Synthetic, Weather: Fine, Rail Position: True



Section	Overall	1000m	800m	600m	400m	200m
Section Times	1:11.09 [2] (0:13.58)	0:57.51 [3] (0:11.10)	0:46.41 [4] (0:11.43)	0:34.98 [4] (0:11.53)	0:23.45 [4] (0:11.65)	0:11.80 [3] (0:11.80)
Average Speed [km/h]	53.1	65.0	62.8	62.4	61.9	61.1
Top Speed [km/h]	66.0	65.8	63.7	63.9	63.7	63.4
Avg. Dist. to Rail [m]	2.3	0.9	0.2	0.4	1.7	4.1
Avg. Stride Freq. [Hz]	2.3	2.3	2.3	2.3	2.3	2.3
Avg. Stride Length [m]	6.3	7.8	7.7	7.7	7.4	7.4



- [] Ranking at each section and finish
- .-.- No data available at this section
- NA No data available



Horse/Jockey Name	Jovita
Final Rank	3
Fastest Section Time (Section)	0:11.06 (1000m)
Top Speed [km/h] (Section)	66.2 (Overall)
Race State	Finished



Aquis Park Gold Coast Poly QLD Professional

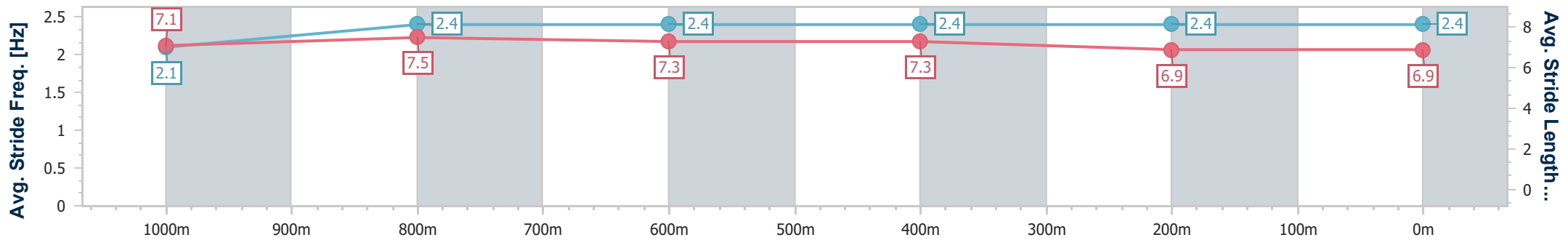
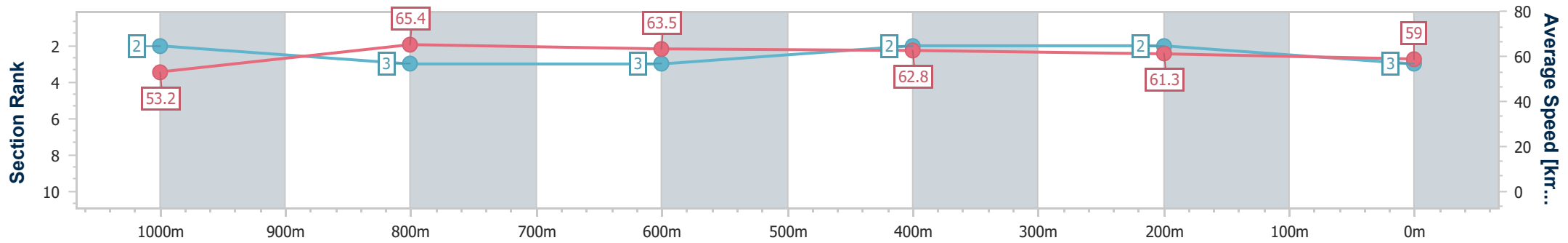
Race 6: Cronin Miller Litigation Class 1 Handicap - 1200m

16 September 2023 - 16:30

Track Rating: Synthetic, Weather: Fine, Rail Position: True



Section	Overall	1000m	800m	600m	400m	200m
Section Times	1:11.46 [3] (0:13.53)	0:57.93 [2] (0:11.06)	0:46.87 [3] (0:11.39)	0:35.48 [3] (0:11.46)	0:24.02 [2] (0:11.77)	0:12.25 [2] (0:12.25)
Average Speed [km/h]	53.2	65.4	63.5	62.8	61.3	59.0
Top Speed [km/h]	66.2	66.2	64.8	64.8	62.4	61.0
Avg. Dist. to Rail [m]	4.9	1.3	0.9	0.4	2.4	5.7
Avg. Stride Freq. [Hz]	2.1	2.4	2.4	2.4	2.4	2.4
Avg. Stride Length [m]	7.1	7.5	7.3	7.3	6.9	6.9



- [] Ranking at each section and finish
- .-.- No data available at this section
- NA No data available



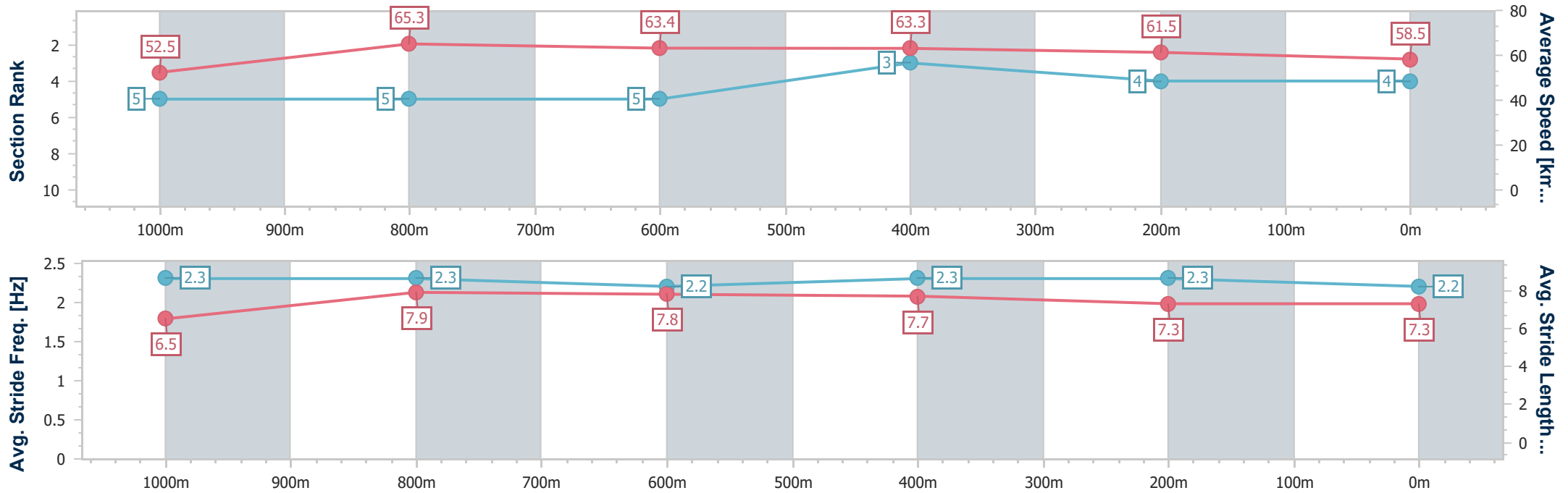
Horse/Jockey Name	Swanic Boom
Final Rank	4
Fastest Section Time (Section)	0:11.09 (1000m)
Top Speed [km/h] (Section)	66.4 (Overall)
Race State	Finished



Aquis Park Gold Coast Poly QLD Professional
Race 6: Cronin Miller Litigation Class 1 Handicap - 1200m
 16 September 2023 - 16:30
 Track Rating: Synthetic, Weather: Fine, Rail Position: True



Section	Overall	1000m	800m	600m	400m	200m
Section Times	1:11.72 [4] (0:13.73)	0:57.99 [5] (0:11.09)	0:46.90 [5] (0:11.38)	0:35.52 [5] (0:11.39)	0:24.13 [3] (0:11.77)	0:12.36 [4] (0:12.36)
Average Speed [km/h]	52.5	65.3	63.4	63.3	61.5	58.5
Top Speed [km/h]	66.4	66.4	64.1	64.8	63.2	60.9
Avg. Dist. to Rail [m]	3.1	1.7	0.7	0.6	3.4	6.1
Avg. Stride Freq. [Hz]	2.3	2.3	2.2	2.3	2.3	2.2
Avg. Stride Length [m]	6.5	7.9	7.8	7.7	7.3	7.3



- [] Ranking at each section and finish
- .-.- No data available at this section
- NA No data available



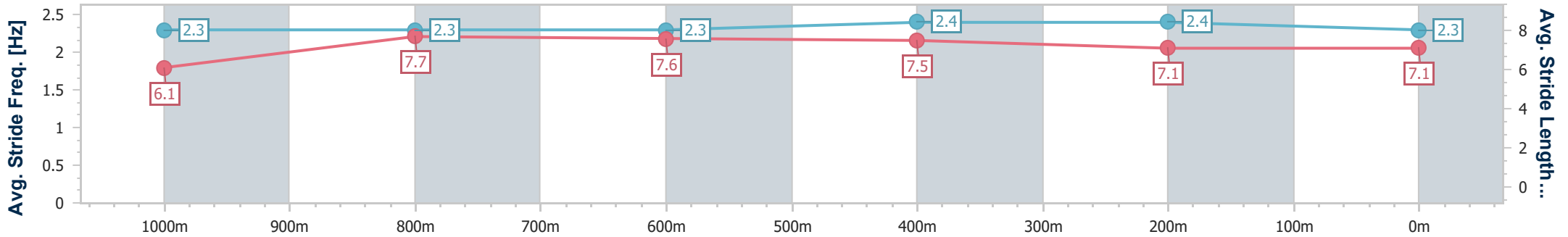
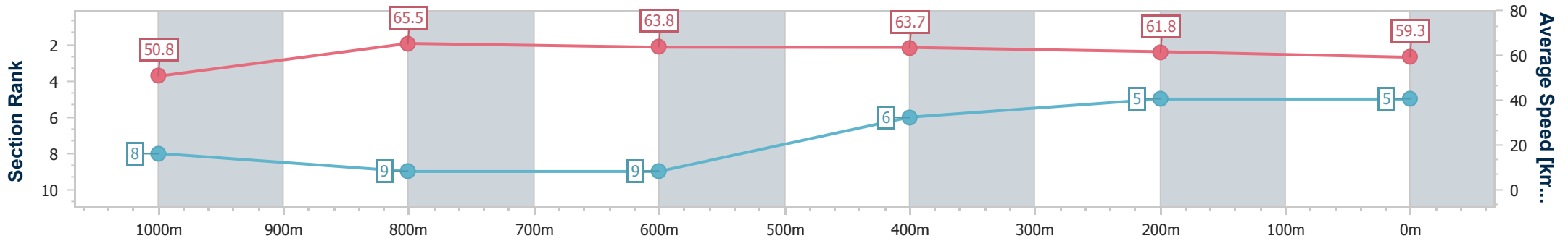
Horse/Jockey Name	Over The Falls
Final Rank	5
Fastest Section Time (Section)	0:11.00 (1000m)
Top Speed [km/h] (Section)	66.1 (600m)
Race State	Finished



Aquis Park Gold Coast Poly QLD Professional
Race 6: Cronin Miller Litigation Class 1 Handicap - 1200m
 16 September 2023 - 16:30
 Track Rating: Synthetic, Weather: Fine, Rail Position: True



Section	Overall	1000m	800m	600m	400m	200m
Section Times	1:11.75 [5] (0:14.17)	0:57.58 [8] (0:11.00)	0:46.58 [9] (0:11.31)	0:35.27 [9] (0:11.34)	0:23.93 [6] (0:11.74)	0:12.19 [5] (0:12.19)
Average Speed [km/h]	50.8	65.5	63.8	63.7	61.8	59.3
Top Speed [km/h]	66.1	65.9	64.2	66.1	62.5	61.0
Avg. Dist. to Rail [m]	2.6	0.4	0.5	0.8	5.0	8.2
Avg. Stride Freq. [Hz]	2.3	2.3	2.3	2.4	2.4	2.3
Avg. Stride Length [m]	6.1	7.7	7.6	7.5	7.1	7.1



- [] Ranking at each section and finish
- .-.- No data available at this section
- NA No data available



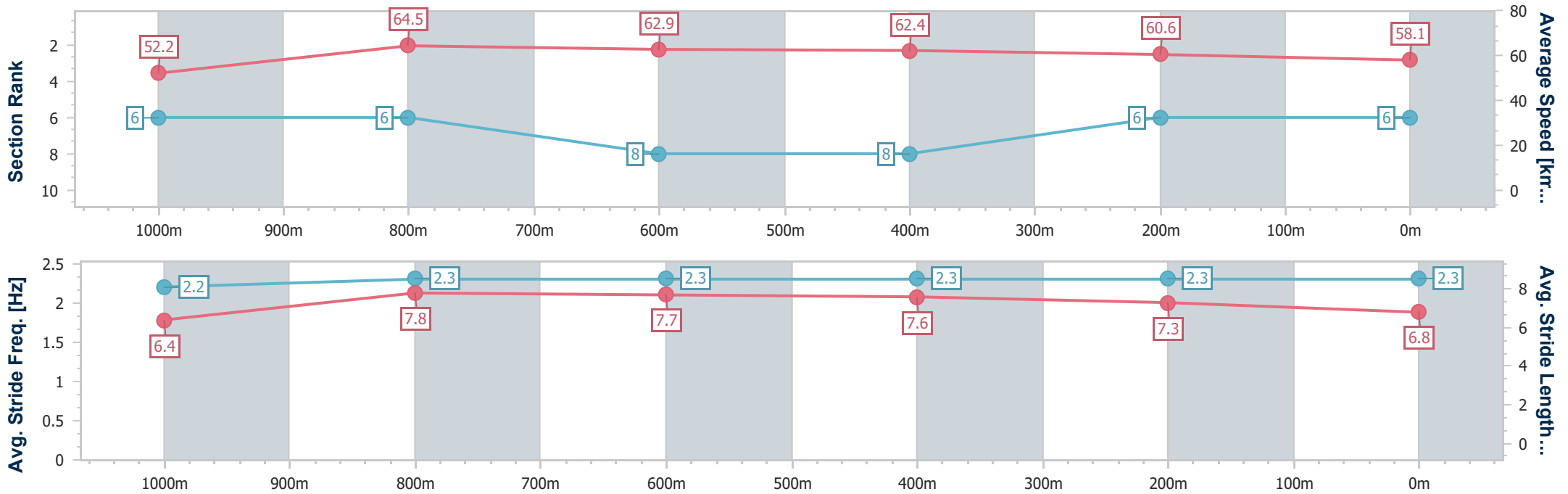
Horse/Jockey Name	Gallery Master
Final Rank	6
Fastest Section Time (Section)	0:11.16 (1000m)
Top Speed [km/h] (Section)	65.6 (Overall)
Race State	Finished



Aquis Park Gold Coast Poly QLD Professional
Race 6: Cronin Miller Litigation Class 1 Handicap - 1200m
 16 September 2023 - 16:30
 Track Rating: Synthetic, Weather: Fine, Rail Position: True



Section	Overall	1000m	800m	600m	400m	200m
Section Times	1:12.23 [6] (0:13.81)	0:58.42 [6] (0:11.16)	0:47.26 [6] (0:11.42)	0:35.84 [8] (0:11.51)	0:24.33 [8] (0:11.89)	0:12.44 [6] (0:12.44)
Average Speed [km/h]	52.2	64.5	62.9	62.4	60.6	58.1
Top Speed [km/h]	65.6	65.2	64.0	64.2	61.7	59.7
Avg. Dist. to Rail [m]	1.1	0.4	0.7	0.5	1.8	2.1
Avg. Stride Freq. [Hz]	2.2	2.3	2.3	2.3	2.3	2.3
Avg. Stride Length [m]	6.4	7.8	7.7	7.6	7.3	6.8



- [] Ranking at each section and finish
- .-.- No data available at this section
- NA No data available



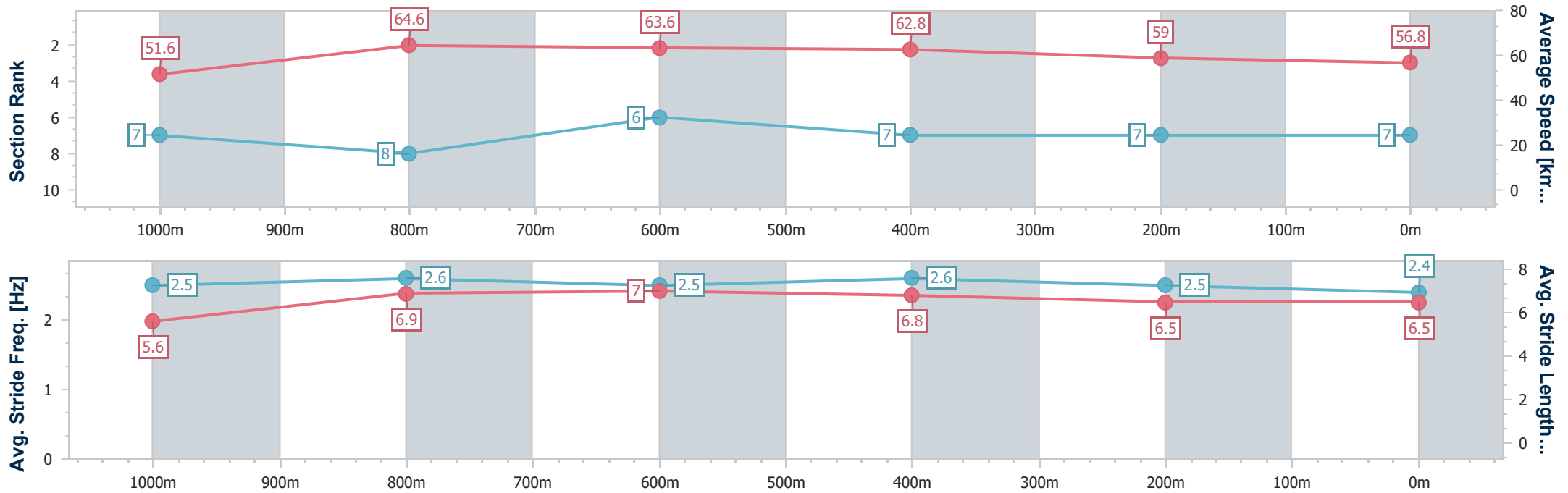
Horse/Jockey Name	Meter Maid
Final Rank	7
Fastest Section Time (Section)	0:11.16 (1000m)
Top Speed [km/h] (Section)	65.5 (600m)
Race State	Finished



Aquis Park Gold Coast Poly QLD Professional
Race 6: Cronin Miller Litigation Class 1 Handicap - 1200m
 16 September 2023 - 16:30
 Track Rating: Synthetic, Weather: Fine, Rail Position: True



Section	Overall	1000m	800m	600m	400m	200m
Section Times	1:12.87 [7] (0:13.95)	0:58.92 [7] (0:11.16)	0:47.76 [8] (0:11.23)	0:36.53 [6] (0:11.52)	0:25.01 [7] (0:12.32)	0:12.69 [7] (0:12.69)
Average Speed [km/h]	51.6	64.6	63.6	62.8	59.0	56.8
Top Speed [km/h]	64.7	65.5	64.7	65.5	61.8	59.6
Avg. Dist. to Rail [m]	1.0	0.8	1.5	1.2	6.0	6.7
Avg. Stride Freq. [Hz]	2.5	2.6	2.5	2.6	2.5	2.4
Avg. Stride Length [m]	5.6	6.9	7.0	6.8	6.5	6.5



- [] Ranking at each section and finish
- .-.- No data available at this section
- NA No data available



Horse/Jockey Name	Cuddles
Final Rank	8
Fastest Section Time (Section)	0:10.86 (1000m)
Top Speed [km/h] (Section)	67.8 (1000m)
Race State	Finished



Aquis Park Gold Coast Poly QLD Professional

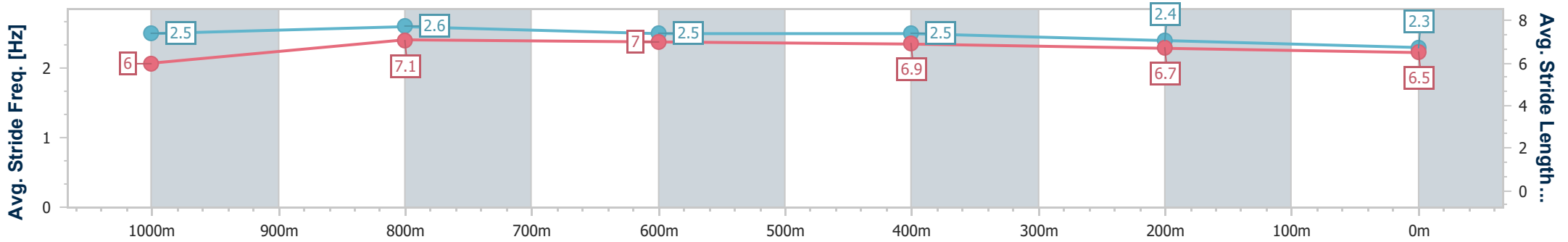
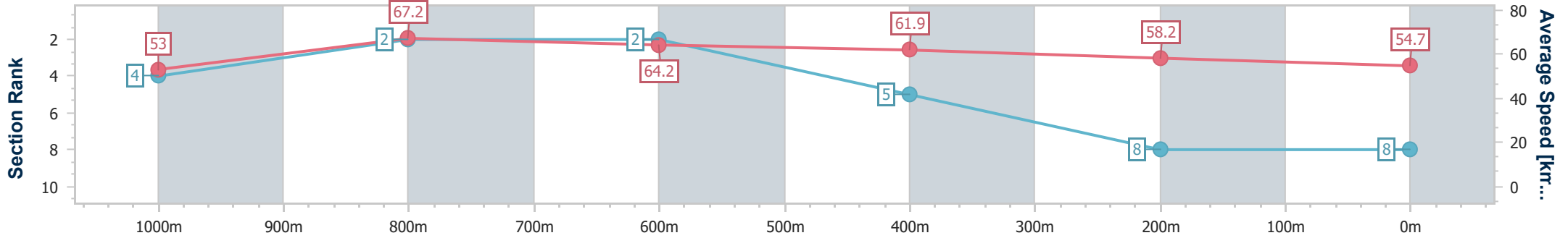
Race 6: Cronin Miller Litigation Class 1 Handicap - 1200m

16 September 2023 - 16:30

Track Rating: Synthetic, Weather: Fine, Rail Position: True



Section	Overall	1000m	800m	600m	400m	200m
Section Times	1:13.45 [8] (0:13.61)	0:59.84 [4] (0:10.86)	0:48.98 [2] (0:11.45)	0:37.53 [2] (0:11.83)	0:25.70 [5] (0:12.50)	0:13.20 [8] (0:13.20)
Average Speed [km/h]	53.0	67.2	64.2	61.9	58.2	54.7
Top Speed [km/h]	67.4	67.8	65.7	64.1	59.7	57.1
Avg. Dist. to Rail [m]	7.2	4.1	3.8	3.4	6.0	5.9
Avg. Stride Freq. [Hz]	2.5	2.6	2.5	2.5	2.4	2.3
Avg. Stride Length [m]	6.0	7.1	7.0	6.9	6.7	6.5



- [] Ranking at each section and finish
- .-.- No data available at this section
- NA No data available



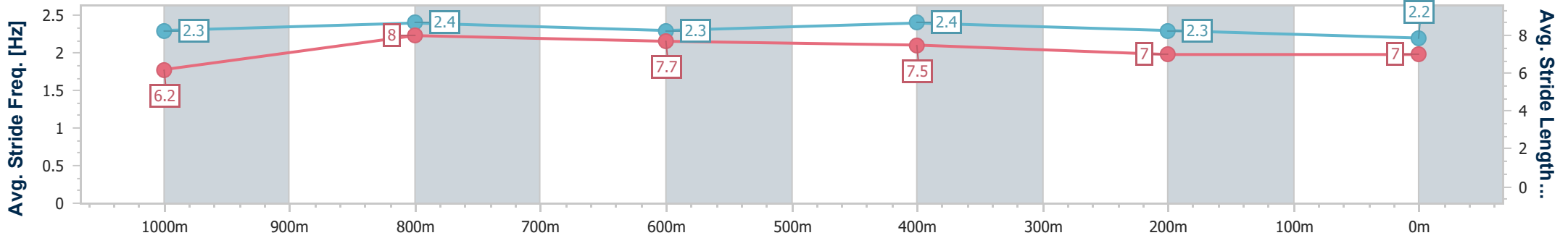
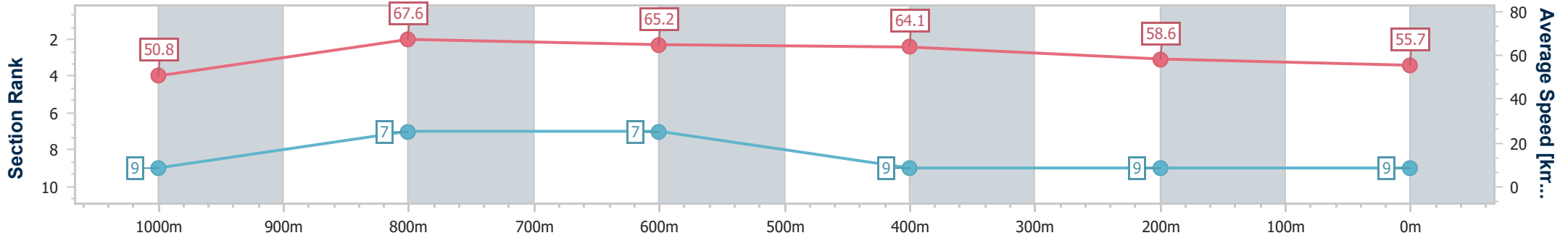
Horse/Jockey Name	Perusal
Final Rank	9
Fastest Section Time (Section)	0:10.80 (1000m)
Top Speed [km/h] (Section)	68.6 (1000m)
Race State	Finished



Aquis Park Gold Coast Poly QLD Professional
Race 6: Cronin Miller Litigation Class 1 Handicap - 1200m
 16 September 2023 - 16:30
 Track Rating: Synthetic, Weather: Fine, Rail Position: True



Section	Overall	1000m	800m	600m	400m	200m
Section Times	1:13.46 [9] (0:14.20)	0:59.26 [9] (0:10.80)	0:48.46 [7] (0:11.36)	0:37.10 [7] (0:11.61)	0:25.49 [9] (0:12.53)	0:12.96 [9] (0:12.96)
Average Speed [km/h]	50.8	67.6	65.2	64.1	58.6	55.7
Top Speed [km/h]	67.9	68.6	66.4	66.4	60.3	57.7
Avg. Dist. to Rail [m]	3.6	4.2	5.2	6.3	9.3	8.3
Avg. Stride Freq. [Hz]	2.3	2.4	2.3	2.4	2.3	2.2
Avg. Stride Length [m]	6.2	8.0	7.7	7.5	7.0	7.0



- [] Ranking at each section and finish
- .-.- No data available at this section
- NA No data available