



**Eagle Farm QLD Professional**  
**Race 3: SKY RACING Fillies and Mares BENCHMARK 70 Handicap - 1400m**  
**16 September 2023 - 13:10**



BRISBANE  
RACING CLUB

Track Rating: Good 4, Weather: Fine, Rail Position: +2m Entire Course

Section											Last 600m		
Field Times											0:34.59		
	Overall	1200m	1000m	800m	600m	400m							
	1:24.01 (0:14.11)	1:09.90 (0:11.77)	0:58.13 (0:11.79)	0:46.34 (0:11.75)	0:34.59 (0:11.58)	0:23.01 (0:11.22)							
Rank	TAB	Horse/Jockey	Barrier	Top Speed [km/h]	Fastest Section							Distance Travelled [m]	
1	9	<b>POETIC DRAMA</b> Andrew Mallyon	10	66.8 400m	0:11.07 400m	1:24.01 [1] (0:14.46)	1:09.55 [4] (0:11.87)	0:57.68 [5] (0:12.14)	0:45.54 [4] (0:11.51)	0:34.03 [3] (0:11.22)	0:22.81 [3] (0:11.07)	0:34.03	
2	6	<b>TWICE ON SUNDAY</b> Damien Thornton	4	67.1 400m	0:11.04 400m	1:24.26 [2] (0:14.28)	1:09.98 [3] (0:11.84)	0:58.14 [3] (0:12.09)	0:46.05 [2] (0:11.77)	0:34.28 [3] (0:11.20)	0:23.08 [2] (0:11.04)	0:34.28	-9
3	13	<b>IRON GRACE</b> Samantha Collett	6	67.3 400m	0:11.02 400m	1:24.58 [3] (0:14.78)	1:09.80 [7] (0:12.17)	0:57.63 [9] (0:12.11)	0:45.52 [8] (0:11.51)	0:34.01 [8] (0:11.13)	0:22.88 [7] (0:11.02)	0:34.01	+1
4	11	<b>SIMPLY REFUSE</b> Justin Huxtable	2	65.9 400m	0:11.29 400m	1:24.59 [4] (0:14.50)	1:10.09 [5] (0:11.83)	0:58.26 [4] (0:12.03)	0:46.23 [3] (0:11.56)	0:34.67 [2] (0:11.38)	0:23.29 [4] (0:11.29)	0:34.67	-12
5	7	<b>VERY INTOXICATING</b> Ben Thompson	11	68.7 400m	0:10.82 400m	1:24.67 [5] (0:15.09)	1:09.58 [10] (0:12.18)	0:57.40 [10] (0:12.04)	0:45.36 [9] (0:11.52)	0:33.84 [9] (0:11.15)	0:22.69 [9] (0:10.82)	0:33.84	+0
6	12	<b>INSPIRATION</b> Angela Jones	8	68.1 400m	0:11.13 400m	1:24.80 [6] (0:14.83)	1:09.97 [8] (0:11.78)	0:58.19 [6] (0:12.12)	0:46.07 [5] (0:11.72)	0:34.35 [6] (0:11.24)	0:23.11 [6] (0:11.13)	0:34.35	+2
7	2	<b>SMOKIN' TOFF</b> Jag Guthmann-Chester	13	67.9 400m	0:10.95 400m	1:24.80 [7] (0:14.86)	1:09.94 [9] (0:12.07)	0:57.87 [8] (0:12.04)	0:45.83 [7] (0:11.60)	0:34.23 [7] (0:11.28)	0:22.95 [8] (0:10.95)	0:34.23	-1
8	4	<b>TAIRUA</b> Kirk Matheson	1	66.0 400m	0:11.40 400m	1:24.83 [8] (0:14.11)	1:10.72 [2] (0:11.77)	0:58.95 [2] (0:11.79)	0:47.16 [1] (0:11.75)	0:35.41 [1] (0:11.58)	0:23.83 [1] (0:11.40)	0:35.41	-5
9	3	<b>JUBAI PRIDE</b> Jake Molloy	5	66.0 400m	0:11.14 600m	1:24.97 [9] (0:14.71)	1:10.26 [6] (0:11.98)	0:58.28 [7] (0:12.13)	0:46.15 [6] (0:11.56)	0:34.59 [5] (0:11.14)	0:23.45 [5] (0:11.24)	0:34.59	-54

Did Not Finish: Chickerartie (#1)

Scratched: Sebring Girl (#10), Sea Ripple (#8), Tranquil Bay (#5)

[ ] Ranking at each section and finish  
 -:-:- No data available at this section  
 NA No data available

SCN Saddle cloth number  
 DNF Did not finish  
 DNT Did not track



**Eagle Farm QLD Professional**  
**Race 3: SKY RACING Fillies and Mares BENCHMARK 70 Handicap - 1400m**  
**16 September 2023 - 13:10**



BRISBANE  
RACING CLUB

Track Rating: Good 4, Weather: Fine, Rail Position: +2m Entire Course

Section							200m			Last 600m
Field Times							0:11.79			0:34.59
Rank	TAB	Horse/Jockey	Barrier	Top Speed [km/h]	Fastest Section	Margin				Distance Travelled [m]
1	9	<b>POETIC DRAMA</b> Andrew Mallyon	10	66.8 400m	0:11.07 400m	0:11.74 [2] (0:11.74)	1:24.01		0:34.03	
2	6	<b>TWICE ON SUNDAY</b> Damien Thornton	4	67.1 400m	0:11.04 400m	0:12.04 [1] (0:12.04)	1.5L		0:34.28	-9
3	13	<b>IRON GRACE</b> Samantha Collett	6	67.3 400m	0:11.02 400m	0:11.86 [5] (0:11.86)	3.37L		0:34.01	+1
4	11	<b>SIMPLY REFUSE</b> Justin Huxtable	2	65.9 400m	0:11.29 400m	0:12.00 [4] (0:12.00)	3.43L		0:34.67	-12
5	7	<b>VERY INTOXICATING</b> Ben Thompson	11	68.7 400m	0:10.82 400m	0:11.87 [8] (0:11.87)	3.88L		0:33.84	+0
6	12	<b>INSPIRATION</b> Angela Jones	8	68.1 400m	0:11.13 400m	0:11.98 [9] (0:11.98)	4.64L		0:34.35	+2
7	2	<b>SMOKIN' TOFF</b> Jag Guthmann-Chester	13	67.9 400m	0:10.95 400m	0:12.00 [7] (0:12.00)	4.68L		0:34.23	-1
8	4	<b>TAIRUA</b> Kirk Matheson	1	66.0 400m	0:11.40 400m	0:12.43 [3] (0:12.43)	4.83L		0:35.41	-5
9	3	<b>JUBAI PRIDE</b> Jake Molloy	5	66.0 400m	0:11.14 600m	0:12.21 [6] (0:12.21)	5.68L		0:34.59	-54

Did Not Finish: Chickerartie (#1)

Scratched: Sebring Girl (#10), Sea Ripple (#8), Tranquil Bay (#5)

[ ] Ranking at each section and finish  
 -:-:- No data available at this section  
 NA No data available

SCN Saddle cloth number  
 DNF Did not finish  
 DNT Did not track



Horse/Jockey Name	Poetic Drama
Final Rank	1
Fastest Section Time (Section)	0:11.07 (400m)
Top Speed [km/h] (Section)	66.8 (400m)
Race State	Finished

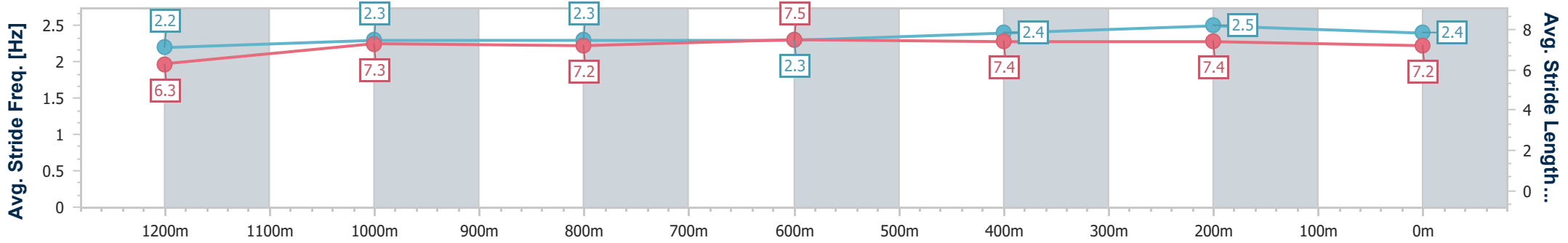
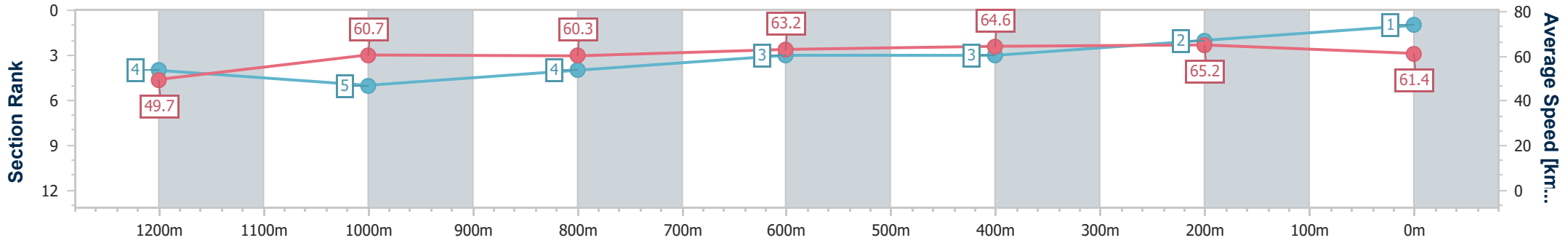


Eagle Farm QLD Professional  
 Race 3: SKY RACING Fillies and Mares BENCHMARK 70  
 Handicap - 1400m  
 16 September 2023 - 13:10  
 Track Rating: Good 4, Weather: Fine, Rail Position: +2m Entire Course



BRISBANE  
 RACING CLUB

Section	Overall	1200m	1000m	800m	600m	400m	200m
Section Times	1:24.01 [1] (0:14.46)	1:09.55 [4] (0:11.87)	0:57.68 [5] (0:12.14)	0:45.54 [4] (0:11.51)	0:34.03 [3] (0:11.22)	0:22.81 [3] (0:11.07)	0:11.74 [2] (0:11.74)
Average Speed [km/h]	49.7	60.7	60.3	63.2	64.6	65.2	61.4
Top Speed [km/h]	61.7	63.1	62.7	64.3	66.3	66.8	64.6
Avg. Dist. to Rail [m]	6.1	3.7	2.8	1.6	0.9	5.3	6.9
Avg. Stride Freq. [Hz]	2.2	2.3	2.3	2.3	2.4	2.5	2.4
Avg. Stride Length [m]	6.3	7.3	7.2	7.5	7.4	7.4	7.2



- [ ] Ranking at each section and finish
- .-.- No data available at this section
- NA No data available



Horse/Jockey Name	Twice On Sunday
Final Rank	2
Fastest Section Time (Section)	0:11.04 (400m)
Top Speed [km/h] (Section)	67.1 (400m)
Race State	Finished

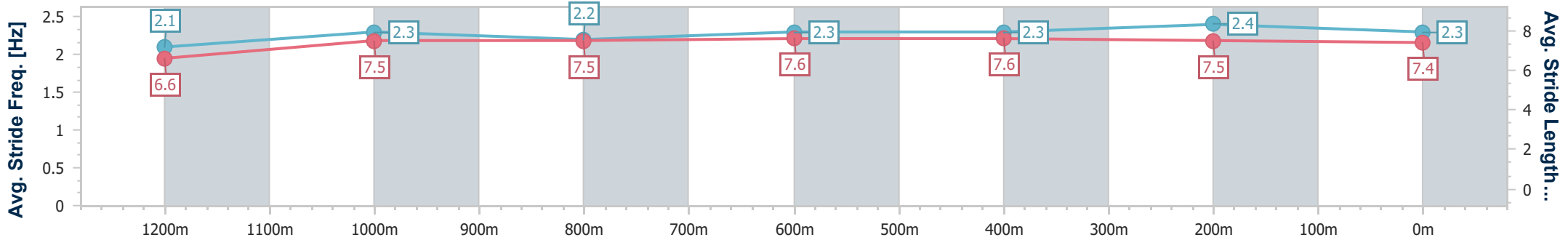
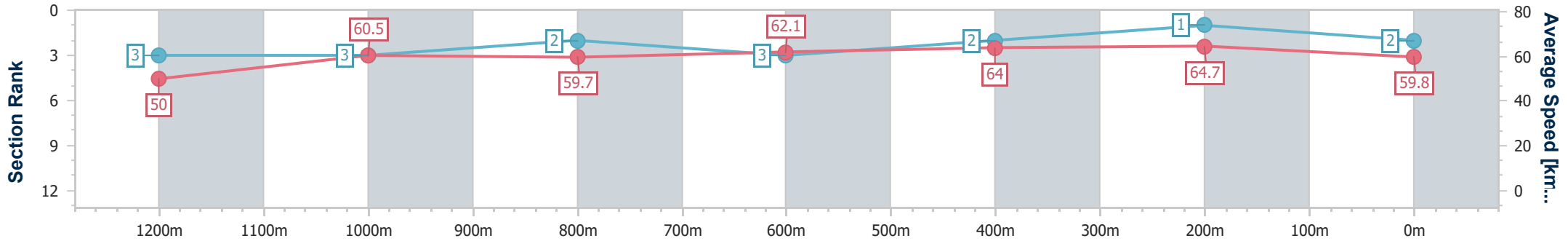


**Eagle Farm QLD Professional**  
**Race 3: SKY RACING Fillies and Mares BENCHMARK 70**  
**Handicap - 1400m**  
 16 September 2023 - 13:10  
 Track Rating: Good 4, Weather: Fine, Rail Position: +2m Entire Course



BRISBANE  
RACING CLUB

Section	Overall	1200m	1000m	800m	600m	400m	200m
Section Times	1:24.26 [2] (0:14.28)	1:09.98 [3] (0:11.84)	0:58.14 [3] (0:12.09)	0:46.05 [2] (0:11.77)	0:34.28 [3] (0:11.20)	0:23.08 [2] (0:11.04)	0:12.04 [1] (0:12.04)
Average Speed [km/h]	50.0	60.5	59.7	62.1	64.0	64.7	59.8
Top Speed [km/h]	61.7	62.9	62.3	63.5	65.7	67.1	64.9
Avg. Dist. to Rail [m]	3.5	3.4	2.1	3.4	1.0	3.9	5.2
Avg. Stride Freq. [Hz]	2.1	2.3	2.2	2.3	2.3	2.4	2.3
Avg. Stride Length [m]	6.6	7.5	7.5	7.6	7.6	7.5	7.4



- [ ] Ranking at each section and finish
- .-.- No data available at this section
- NA No data available



Horse/Jockey Name	Iron Grace
Final Rank	3
Fastest Section Time (Section)	0:11.02 (400m)
Top Speed [km/h] (Section)	67.3 (400m)
Race State	Finished

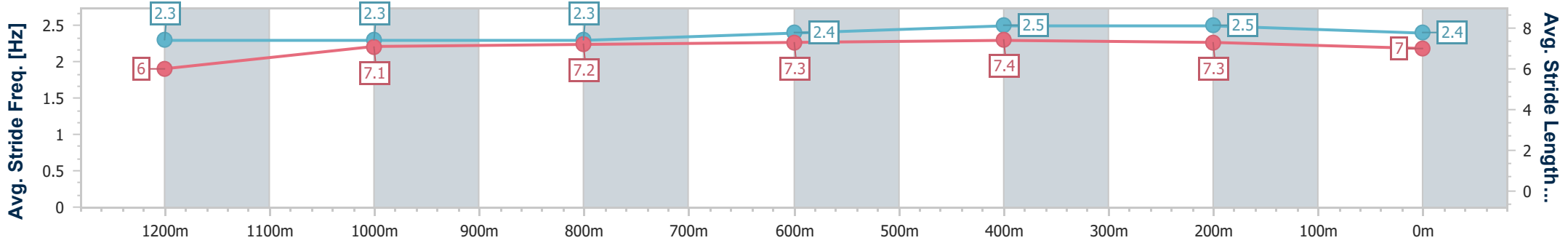
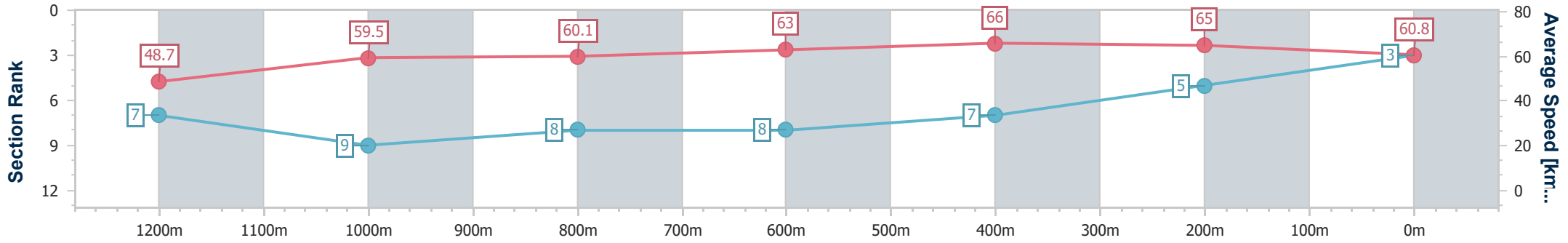


Eagle Farm QLD Professional  
 Race 3: SKY RACING Fillies and Mares BENCHMARK 70  
 Handicap - 1400m  
 16 September 2023 - 13:10  
 Track Rating: Good 4, Weather: Fine, Rail Position: +2m Entire Course



BRISBANE  
 RACING CLUB

Section	Overall	1200m	1000m	800m	600m	400m	200m
Section Times	1:24.58 [3] (0:14.78)	1:09.80 [7] (0:12.17)	0:57.63 [9] (0:12.11)	0:45.52 [8] (0:11.51)	0:34.01 [8] (0:11.13)	0:22.88 [7] (0:11.02)	0:11.86 [5] (0:11.86)
Average Speed [km/h]	48.7	59.5	60.1	63.0	66.0	65.0	60.8
Top Speed [km/h]	59.9	61.8	61.8	64.6	67.2	67.3	65.2
Avg. Dist. to Rail [m]	4.4	3.3	2.2	2.3	2.7	5.7	7.5
Avg. Stride Freq. [Hz]	2.3	2.3	2.3	2.4	2.5	2.5	2.4
Avg. Stride Length [m]	6.0	7.1	7.2	7.3	7.4	7.3	7.0



- [ ] Ranking at each section and finish
- .-.- No data available at this section
- NA No data available



Horse/Jockey Name	Simply Refuse
Final Rank	4
Fastest Section Time (Section)	0:11.29 (400m)
Top Speed [km/h] (Section)	65.9 (400m)
Race State	Finished

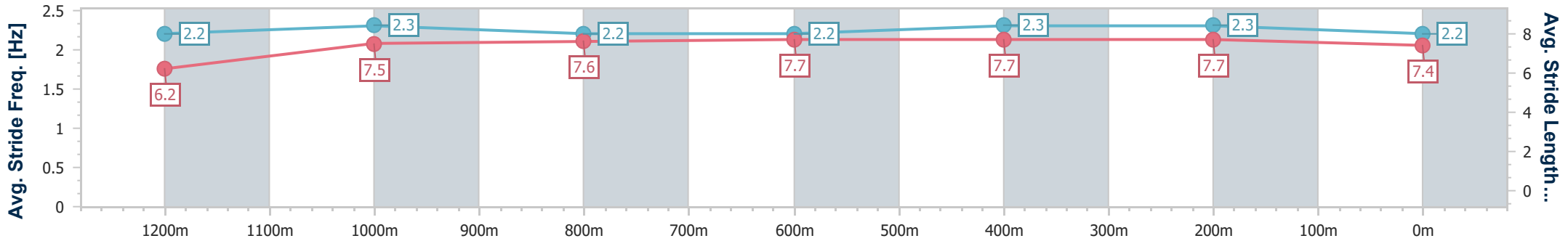
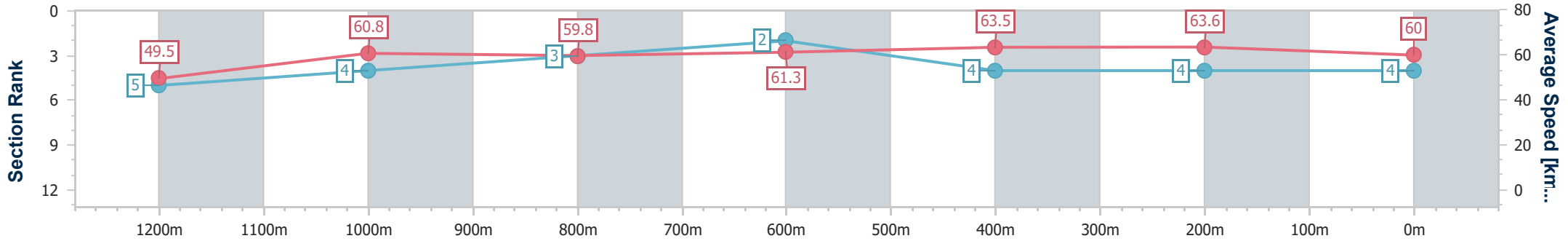


Eagle Farm QLD Professional  
 Race 3: SKY RACING Fillies and Mares BENCHMARK 70  
 Handicap - 1400m  
 16 September 2023 - 13:10  
 Track Rating: Good 4, Weather: Fine, Rail Position: +2m Entire Course



BRISBANE  
 RACING CLUB

Section	Overall	1200m	1000m	800m	600m	400m	200m
Section Times	1:24.59 [4] (0:14.50)	1:10.09 [5] (0:11.83)	0:58.26 [4] (0:12.03)	0:46.23 [3] (0:11.56)	0:34.67 [2] (0:11.38)	0:23.29 [4] (0:11.29)	0:12.00 [4] (0:12.00)
Average Speed [km/h]	49.5	60.8	59.8	61.3	63.5	63.6	60.0
Top Speed [km/h]	61.9	62.9	62.2	64.0	65.3	65.9	63.5
Avg. Dist. to Rail [m]	0.9	1.5	0.8	0.5	0.5	2.0	3.4
Avg. Stride Freq. [Hz]	2.2	2.3	2.2	2.2	2.3	2.3	2.2
Avg. Stride Length [m]	6.2	7.5	7.6	7.7	7.7	7.7	7.4



- [ ] Ranking at each section and finish
- .-.- No data available at this section
- NA No data available



Horse/Jockey Name	Very Intoxicating
Final Rank	5
Fastest Section Time (Section)	0:10.82 (400m)
Top Speed [km/h] (Section)	68.7 (400m)
Race State	Finished

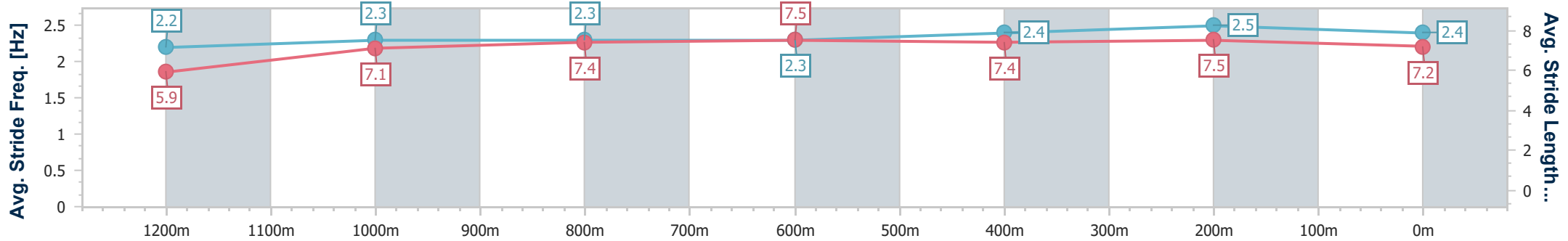
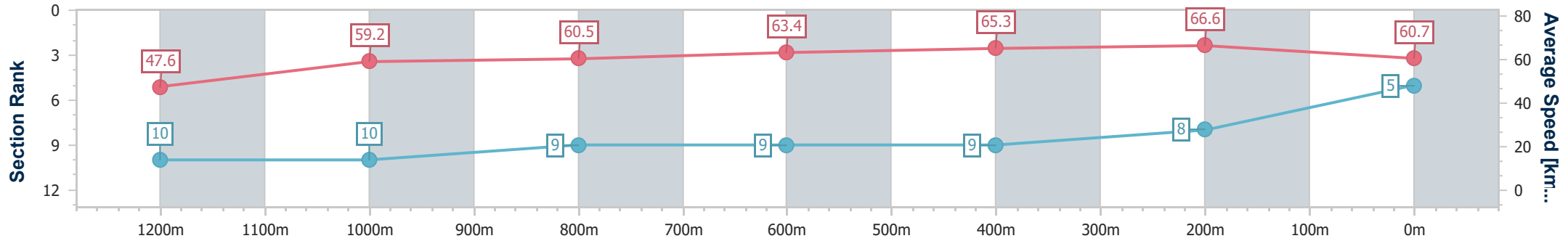


Eagle Farm QLD Professional  
 Race 3: SKY RACING Fillies and Mares BENCHMARK 70  
 Handicap - 1400m  
 16 September 2023 - 13:10  
 Track Rating: Good 4, Weather: Fine, Rail Position: +2m Entire Course



BRISBANE  
 RACING CLUB

Section	Overall	1200m	1000m	800m	600m	400m	200m
Section Times	1:24.67 [5] (0:15.09)	1:09.58 [10] (0:12.18)	0:57.40 [10] (0:12.04)	0:45.36 [9] (0:11.52)	0:33.84 [9] (0:11.15)	0:22.69 [9] (0:10.82)	0:11.87 [8] (0:11.87)
Average Speed [km/h]	47.6	59.2	60.5	63.4	65.3	66.6	60.7
Top Speed [km/h]	61.4	61.6	62.2	65.3	66.9	68.7	66.0
Avg. Dist. to Rail [m]	5.4	3.0	2.0	2.6	3.3	7.9	8.9
Avg. Stride Freq. [Hz]	2.2	2.3	2.3	2.3	2.4	2.5	2.4
Avg. Stride Length [m]	5.9	7.1	7.4	7.5	7.4	7.5	7.2



- [ ] Ranking at each section and finish
- .-.- No data available at this section
- NA No data available



Horse/Jockey Name	Inspiration
Final Rank	6
Fastest Section Time (Section)	0:11.13 (400m)
Top Speed [km/h] (Section)	68.1 (400m)
Race State	Finished

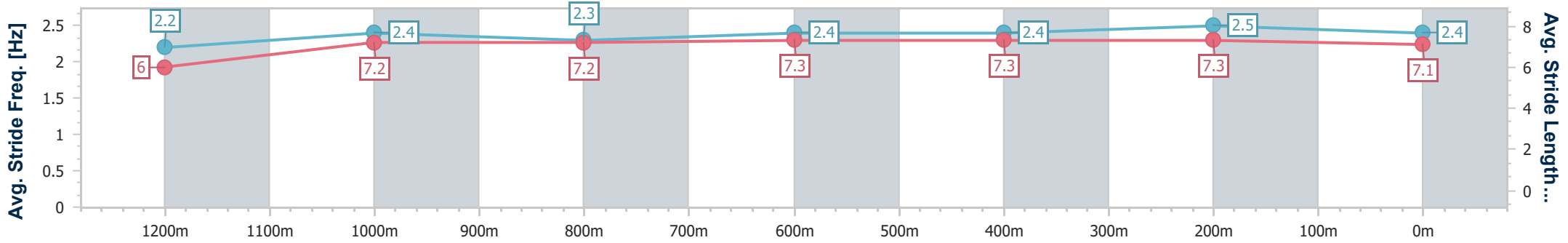
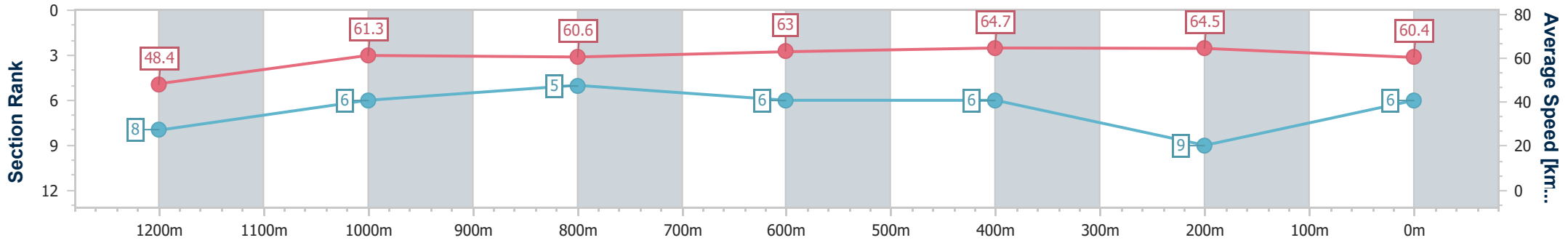


Eagle Farm QLD Professional  
 Race 3: SKY RACING Fillies and Mares BENCHMARK 70  
 Handicap - 1400m  
 16 September 2023 - 13:10  
 Track Rating: Good 4, Weather: Fine, Rail Position: +2m Entire Course



BRISBANE  
 RACING CLUB

Section	Overall	1200m	1000m	800m	600m	400m	200m
Section Times	1:24.80 [6] (0:14.83)	1:09.97 [8] (0:11.78)	0:58.19 [6] (0:12.12)	0:46.07 [5] (0:11.72)	0:34.35 [6] (0:11.24)	0:23.11 [6] (0:11.13)	0:11.98 [9] (0:11.98)
Average Speed [km/h]	48.4	61.3	60.6	63.0	64.7	64.5	60.4
Top Speed [km/h]	62.9	63.0	62.5	65.2	68.0	68.1	65.3
Avg. Dist. to Rail [m]	3.5	0.8	3.0	5.9	4.1	3.3	3.9
Avg. Stride Freq. [Hz]	2.2	2.4	2.3	2.4	2.4	2.5	2.4
Avg. Stride Length [m]	6.0	7.2	7.2	7.3	7.3	7.3	7.1



- [ ] Ranking at each section and finish
- .-.- No data available at this section
- NA No data available





Horse/Jockey Name	Smokin' Toff
Final Rank	7
Fastest Section Time (Section)	0:10.95 (400m)
Top Speed [km/h] (Section)	67.9 (400m)
Race State	Finished

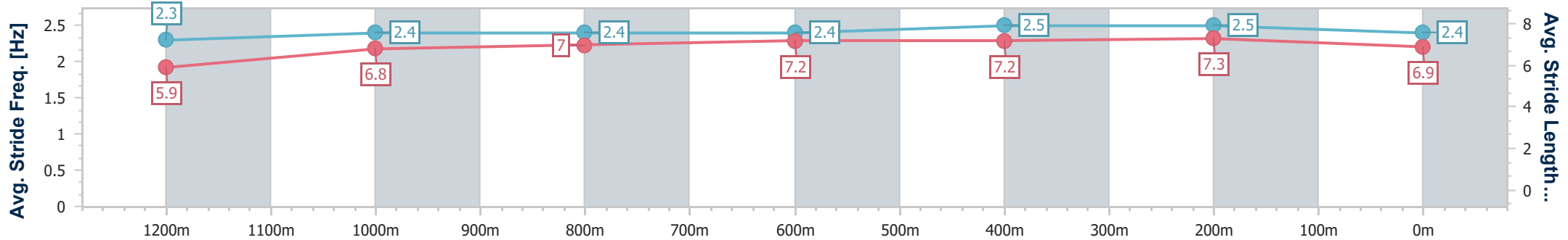
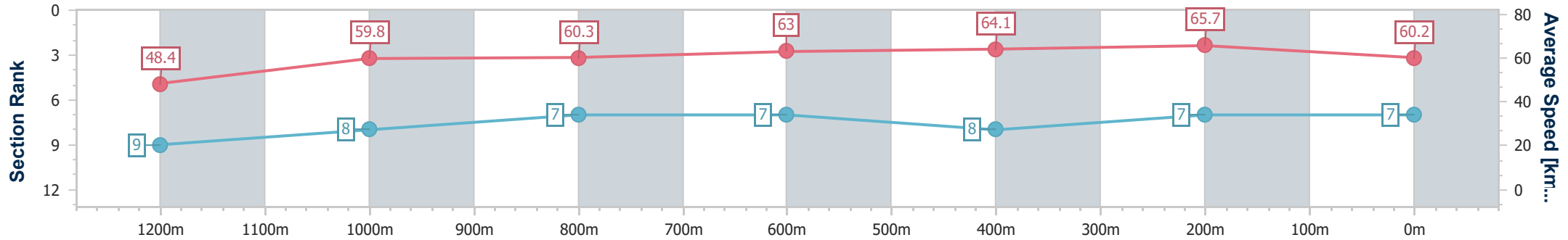


**Eagle Farm QLD Professional**  
**Race 3: SKY RACING Fillies and Mares BENCHMARK 70**  
**Handicap - 1400m**  
 16 September 2023 - 13:10  
 Track Rating: Good 4, Weather: Fine, Rail Position: +2m Entire Course



BRISBANE  
RACING CLUB

Section	Overall	1200m	1000m	800m	600m	400m	200m
Section Times	1:24.80 [7] (0:14.86)	1:09.94 [9] (0:12.07)	0:57.87 [8] (0:12.04)	0:45.83 [7] (0:11.60)	0:34.23 [7] (0:11.28)	0:22.95 [8] (0:10.95)	0:12.00 [7] (0:12.00)
Average Speed [km/h]	48.4	59.8	60.3	63.0	64.1	65.7	60.2
Top Speed [km/h]	61.6	62.8	63.2	64.8	67.5	67.9	65.2
Avg. Dist. to Rail [m]	5.2	2.1	1.0	2.4	3.2	3.6	4.9
Avg. Stride Freq. [Hz]	2.3	2.4	2.4	2.4	2.5	2.5	2.4
Avg. Stride Length [m]	5.9	6.8	7.0	7.2	7.2	7.3	6.9



- [ ] Ranking at each section and finish
- .-.- No data available at this section
- NA No data available



Horse/Jockey Name	Tairua
Final Rank	8
Fastest Section Time (Section)	0:11.40 (400m)
Top Speed [km/h] (Section)	66.0 (400m)
Race State	Finished

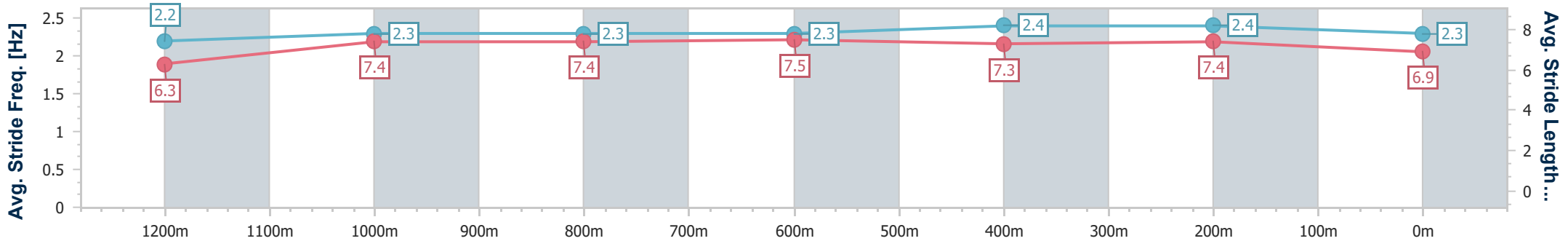
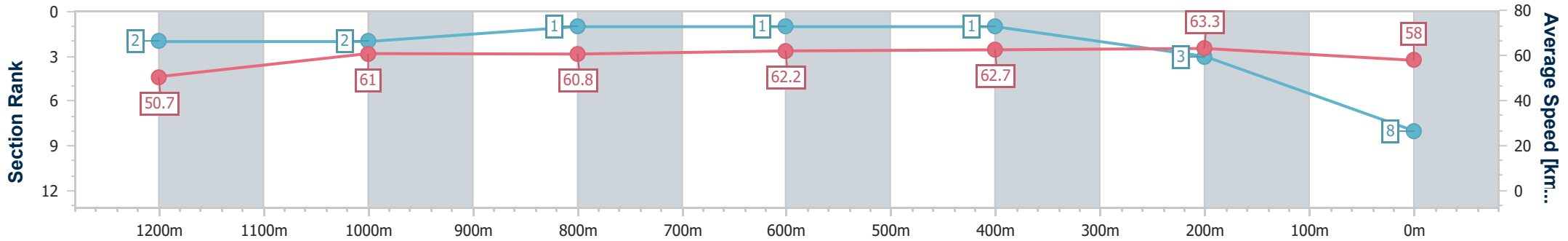


Eagle Farm QLD Professional  
 Race 3: SKY RACING Fillies and Mares BENCHMARK 70  
 Handicap - 1400m  
 16 September 2023 - 13:10  
 Track Rating: Good 4, Weather: Fine, Rail Position: +2m Entire Course



BRISBANE  
 RACING CLUB

Section	Overall	1200m	1000m	800m	600m	400m	200m
Section Times	1:24.83 [8] (0:14.11)	1:10.72 [2] (0:11.77)	0:58.95 [2] (0:11.79)	0:47.16 [1] (0:11.75)	0:35.41 [1] (0:11.58)	0:23.83 [1] (0:11.40)	0:12.43 [3] (0:12.43)
Average Speed [km/h]	50.7	61.0	60.8	62.2	62.7	63.3	58.0
Top Speed [km/h]	63.5	64.4	62.6	63.6	65.4	66.0	62.4
Avg. Dist. to Rail [m]	3.1	1.3	0.9	3.3	3.0	2.7	4.3
Avg. Stride Freq. [Hz]	2.2	2.3	2.3	2.3	2.4	2.4	2.3
Avg. Stride Length [m]	6.3	7.4	7.4	7.5	7.3	7.4	6.9



- [ ] Ranking at each section and finish
- .-.- No data available at this section
- NA No data available



Horse/Jockey Name	Jubai Pride
Final Rank	9
Fastest Section Time (Section)	0:11.14 (600m)
Top Speed [km/h] (Section)	66.0 (400m)
Race State	Finished

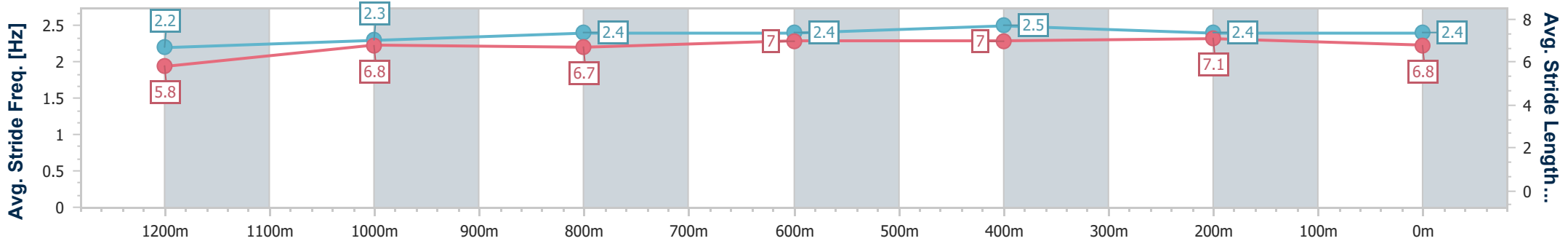
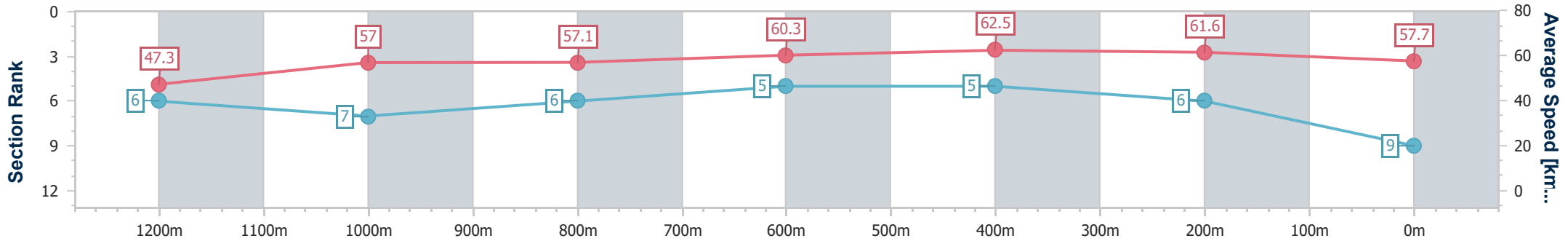


Eagle Farm QLD Professional  
 Race 3: SKY RACING Fillies and Mares BENCHMARK 70  
 Handicap - 1400m  
 16 September 2023 - 13:10  
 Track Rating: Good 4, Weather: Fine, Rail Position: +2m Entire Course



BRISBANE RACING CLUB

Section	Overall	1200m	1000m	800m	600m	400m	200m
Section Times	1:24.97 [9] (0:14.71)	1:10.26 [6] (0:11.98)	0:58.28 [7] (0:12.13)	0:46.15 [6] (0:11.56)	0:34.59 [5] (0:11.14)	0:23.45 [5] (0:11.24)	0:12.21 [6] (0:12.21)
Average Speed [km/h]	47.3	57.0	57.1	60.3	62.5	61.6	57.7
Top Speed [km/h]	60.6	61.5	61.7	64.6	65.4	66.0	63.7
Avg. Dist. to Rail [m]	3.7	3.4	2.5	1.4	0.8	3.5	6.9
Avg. Stride Freq. [Hz]	2.2	2.3	2.4	2.4	2.5	2.4	2.4
Avg. Stride Length [m]	5.8	6.8	6.7	7.0	7.0	7.1	6.8



- [ ] Ranking at each section and finish
- .-.- No data available at this section
- NA No data available



Horse/Jockey Name	Chickerartie
Final Rank	2147483647
Fastest Section Time (Section)	0:10.32 (1200m)
Top Speed [km/h] (Section)	71.5 (1200m)
Race State	DidNotFinish



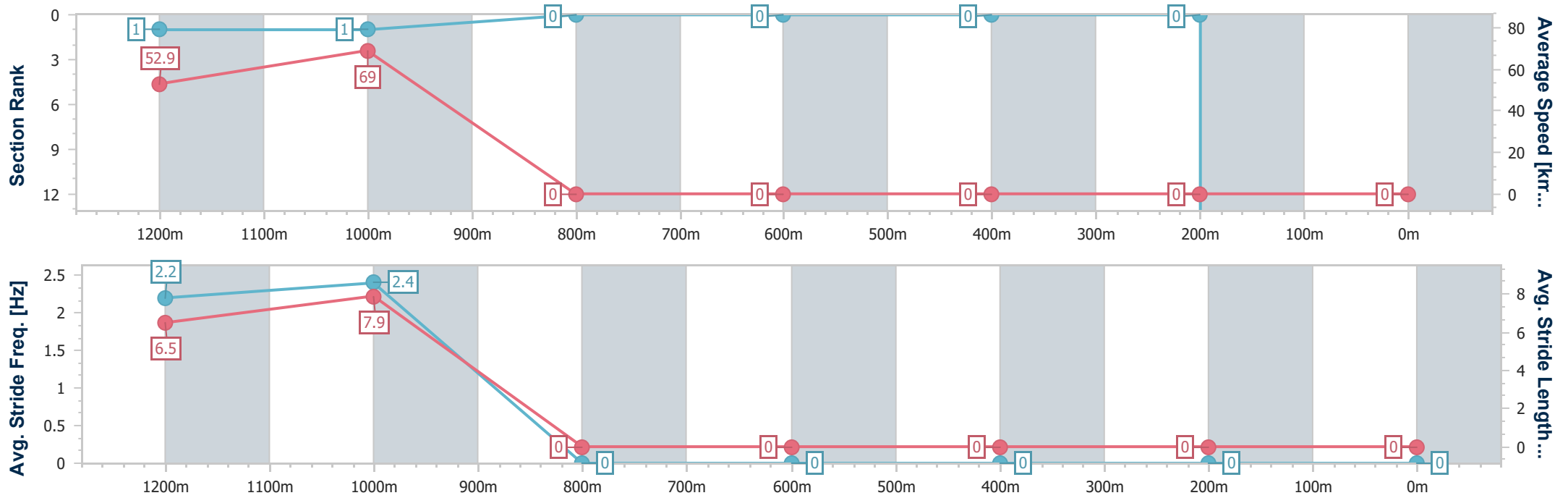
Eagle Farm QLD Professional  
 Race 3: SKY RACING Fillies and Mares BENCHMARK 70  
 Handicap - 1400m  
 16 September 2023 - 13:10  
 Track Rating: Good 4, Weather: Fine, Rail Position: +2m Entire Course



BRISBANE  
 RACING CLUB

Section	Overall	1200m	1000m	800m	600m	400m	200m						
Section Times	0:00.00 [2147483647 1 (0:13.56)	0:00.00 [1] (0:10.32)	-:--:--	-:--:--	-:--:--	-:--:--	-:--:--						
Average Speed [km/h]	52.9	69.0	0.0	0.0	0.0	0.0	0.0						
Top Speed [km/h]	68.5	71.5	--:--	--:--	--:--	--:--	--:--						
Avg. Dist. to Rail [m]	1.6	2.7	0.0	0.0	0.0	0.0	0.0						
Avg. Stride Freq. [Hz]	2.2	2.4	--:--	--:--	--:--	--:--	--:--						
Avg. Stride Length [m]	6.5	7.9	--:--	--:--	--:--	--:--	--:--						

- [ ] Ranking at each section and finish
- :--:-- No data available at this section
- NA No data available



- [ ] Ranking at each section and finish
- .-.- No data available at this section
- NA No data available