



Toowoomba QLD Professional

Race 3: EUREKA STUD Fillies and Mares BENCHMARK 75 Handicap - 1200m

23 September 2023 - 14:18



Track Rating: Good 4, Weather: Fine, Rail Position: True

Section		Overall	1000m	800m	600m	400m	200m	Last 600m					
Field Times		1:11.83 (0:13.38)	0:58.45 (0:11.04)	0:47.41 (0:11.72)	0:35.69 (0:11.91)	0:23.78 (0:11.80)	0:11.98 (0:11.98)	0:35.69					
Rank	TAB Horse/Jockey	Barrier	Top Speed [km/h]	Fastest Section						Margin	Distance Travelled [m]		
1	12 OUTLAWED Ben Thompson	11	66.9	0:11.15	1:11.83 [1] (0:13.65)	0:58.18 [4] (0:11.15)	0:47.03 [2] (0:11.50)	0:35.53 [2] (0:11.85)	0:23.68 [2] (0:11.70)	0:11.98 [1] (0:11.98)	1:11.83	0:35.53	
2	11 COTTEE Bailey Wheeler	3	66.2	0:11.23	1:12.00 [2] (0:14.08)	0:57.92 [11] (0:11.43)	0:46.49 [12] (0:11.51)	0:34.98 [12] (0:12.10)	0:22.88 [12] (0:11.65)	0:11.23 [12] (0:11.23)	1L	0:34.98	+0
3	5 MOTOMISS Justin Huxtable	15	66.4	0:11.23	1:12.00 [3] (0:14.21)	0:57.79 [13] (0:11.43)	0:46.36 [13] (0:11.54)	0:34.82 [13] (0:12.09)	0:22.73 [13] (0:11.50)	0:11.23 [11] (0:11.23)	1.1L	0:34.82	+8
4	8 APRIL IN AUGUSTA Larry Cassidy	4	65.2	0:11.35	1:12.13 [4] (0:13.85)	0:58.28 [9] (0:11.35)	0:46.93 [9] (0:11.48)	0:35.45 [8] (0:11.98)	0:23.47 [7] (0:11.82)	0:11.65 [4] (0:11.65)	1.6L	0:35.45	+3
5	10 BEFANA Andrew Mallyon	2	65.8	0:11.21	1:12.31 [5] (0:13.79)	0:58.52 [8] (0:11.21)	0:47.31 [6] (0:11.51)	0:35.80 [5] (0:11.90)	0:23.90 [3] (0:11.81)	0:12.09 [3] (0:12.09)	2.6L	0:35.80	+0
6	14 MISS TAMBO Kyle Wilson-Taylor	1	65.0	0:11.44	1:12.37 [6] (0:13.75)	0:58.62 [6] (0:11.44)	0:47.18 [8] (0:11.46)	0:35.72 [7] (0:12.13)	0:23.59 [8] (0:11.79)	0:11.80 [6] (0:11.80)	2.8L	0:35.72	-1
7	17 MY ODETTE Melea Castle	9	67.2	0:11.04	1:12.41 [7] (0:13.38)	0:59.03 [1] (0:11.04)	0:47.99 [1] (0:11.72)	0:36.27 [1] (0:11.91)	0:24.36 [1] (0:11.83)	0:12.53 [2] (0:12.53)	3L	0:36.27	+2
8	13 WINTER RAIN Jaden Lloyd	10	65.4	0:11.34	1:12.49 [8] (0:13.78)	0:58.71 [7] (0:11.34)	0:47.37 [7] (0:11.65)	0:35.72 [9] (0:12.16)	0:23.56 [10] (0:11.75)	0:11.81 [9] (0:11.81)	3.4L	0:35.72	+11
9	4 VINASTA Gary Geran	13	65.4	0:11.39	1:12.60 [9] (0:14.01)	0:58.59 [10] (0:11.39)	0:47.20 [10] (0:11.46)	0:35.74 [10] (0:12.21)	0:23.53 [11] (0:11.81)	0:11.72 [13] (0:11.72)	3.9L	0:35.74	+10
10	6 WANDA ROX Jake Molloy	5	65.6	0:11.35	1:12.62 [10] (0:13.57)	0:59.05 [2] (0:11.35)	0:47.70 [5] (0:11.64)	0:36.06 [6] (0:12.00)	0:24.06 [4] (0:12.09)	0:11.97 [8] (0:11.97)	4L	0:36.06	-3

Scratched: Chatty Lady (#1), Burnish Gold (#2), Baristasista (#9), Euphrates Dream (#15)

Report Created: Sat 23 September 2023 14:38 GM (Note: Timing is based on position data)

Page 1/15

[] Ranking at each section and finish
 -:-:- No data available at this section
 NA No data available
 SCN Saddle cloth number
 DNF Did not finish
 DNT Did not track

data processed by TRIPLESDATA



Toowoomba QLD Professional

Race 3: EUREKA STUD Fillies and Mares BENCHMARK 75 Handicap - 1200m

23 September 2023 - 14:18



Track Rating: Good 4, Weather: Fine, Rail Position: True

Section		Overall	1000m	800m	600m	400m	200m	Last 600m					
Field Times		1:11.83 (0:13.38)	0:58.45 (0:11.04)	0:47.41 (0:11.72)	0:35.69 (0:11.91)	0:23.78 (0:11.80)	0:11.98 (0:11.98)	0:35.69					
Rank	TAB Horse/Jockey	Barrier	Top Speed [km/h]	Fastest Section	Margin								Distance Travelled [m]
11	3 SECRET TALES Jag Guthmann-Chester	6	65.9 1000m	0:11.34 1000m	1:12.67 [11] (0:14.16)	0:58.51 [12] (0:11.34)	0:47.17 [11] (0:11.46)	0:35.71 [11] (0:11.89)	0:23.82 [9] (0:11.77)	0:12.05 [7] (0:12.05)	4.2L	0:35.71	+2
12	16 ALFA LILY Georgina Cartwright	7	65.7 1000m	0:11.25 1000m	1:12.79 [12] (0:13.59)	0:59.20 [3] (0:11.25)	0:47.95 [4] (0:11.65)	0:36.30 [4] (0:12.11)	0:24.19 [5] (0:11.95)	0:12.24 [5] (0:12.24)	4.7L	0:36.30	+9
13	7 ARGYLE PINK Cejay Graham	8	67.0 Overall	0:11.18 1000m	1:13.17 [13] (0:13.66)	0:59.51 [5] (0:11.18)	0:48.33 [3] (0:11.56)	0:36.77 [3] (0:12.21)	0:24.56 [6] (0:12.14)	0:12.42 [10] (0:12.42)	6.7L	0:36.77	+11

Scratched: Chatty Lady (#1), Burnish Gold (#2), Baristasista (#9), Euphrates Dream (#15)



Horse/Jockey Name	Outlawed
Final Rank	1
Fastest Section Time (Section)	0:11.15 (1000m)
Top Speed [km/h] (Section)	66.9 (1000m)
Race State	Finished



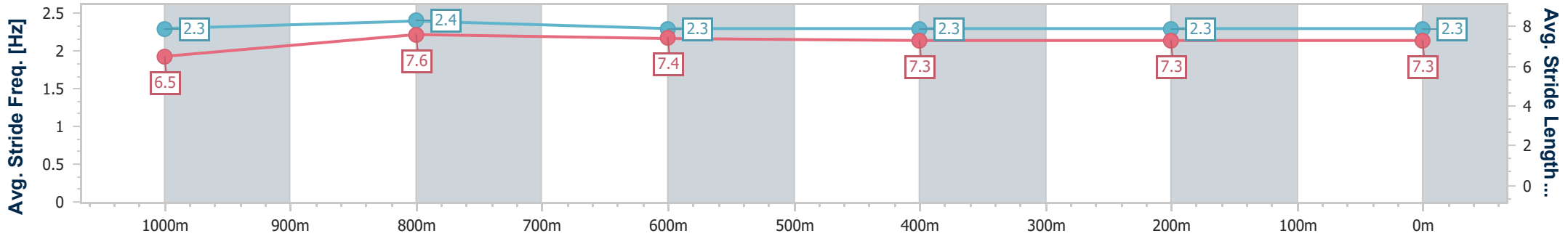
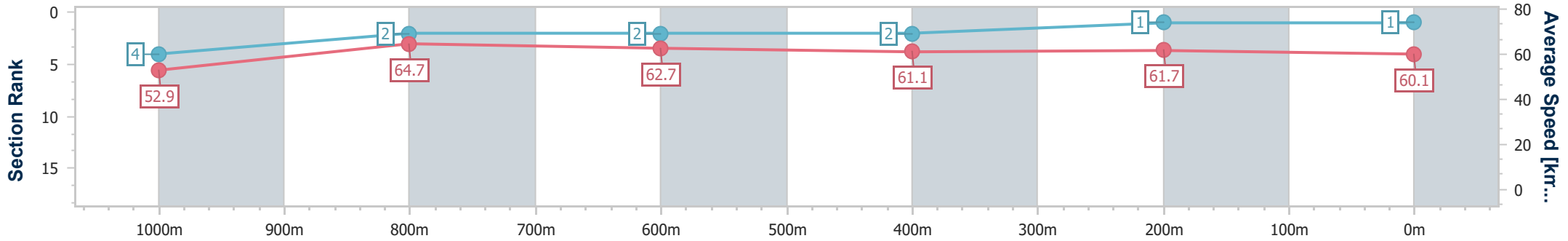
Toowoomba QLD Professional
 Race 3: EUREKA STUD Fillies and Mares BENCHMARK 75
 Handicap - 1200m



23 September 2023 - 14:18

Track Rating: Good 4, Weather: Fine, Rail Position: True

Section	Overall	1000m	800m	600m	400m	200m
Section Times	1:11.83 [1] (0:13.65)	0:58.18 [4] (0:11.15)	0:47.03 [2] (0:11.50)	0:35.53 [2] (0:11.85)	0:23.68 [2] (0:11.70)	0:11.98 [1] (0:11.98)
Average Speed [km/h]	52.9	64.7	62.7	61.1	61.7	60.1
Top Speed [km/h]	66.4	66.9	63.9	61.9	62.5	61.0
Avg. Dist. to Rail [m]	9.8	1.7	0.5	0.8	1.1	2.1
Avg. Stride Freq. [Hz]	2.3	2.4	2.3	2.3	2.3	2.3
Avg. Stride Length [m]	6.5	7.6	7.4	7.3	7.3	7.3



- [] Ranking at each section and finish
- .-.- No data available at this section
- NA No data available



Horse/Jockey Name	Cottee
Final Rank	2
Fastest Section Time (Section)	0:11.23 (200m)
Top Speed [km/h] (Section)	66.2 (Overall)
Race State	Finished



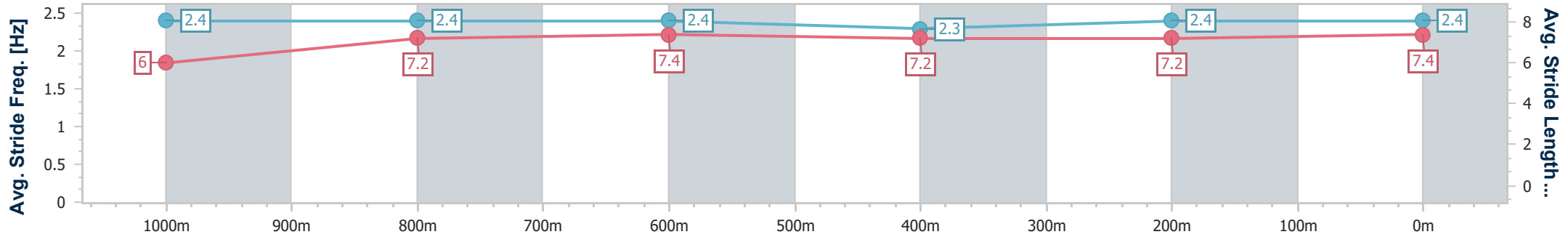
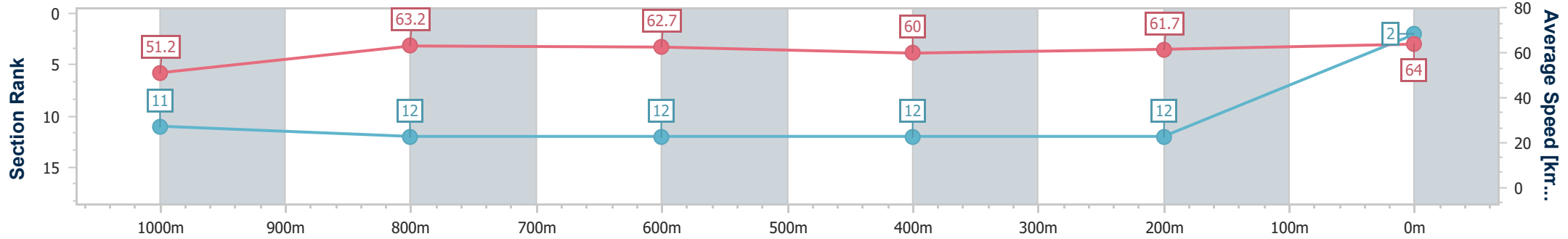
Toowoomba QLD Professional
Race 3: EUREKA STUD Fillies and Mares BENCHMARK 75
Handicap - 1200m



23 September 2023 - 14:18

Track Rating: Good 4, Weather: Fine, Rail Position: True

Section	Overall	1000m	800m	600m	400m	200m
Section Times	1:12.00 [2] (0:14.08)	0:57.92 [11] (0:11.43)	0:46.49 [12] (0:11.51)	0:34.98 [12] (0:12.10)	0:22.88 [12] (0:11.65)	0:11.23 [12] (0:11.23)
Average Speed [km/h]	51.2	63.2	62.7	60.0	61.7	64.0
Top Speed [km/h]	66.2	66.1	63.6	61.8	63.7	64.3
Avg. Dist. to Rail [m]	4.1	1.4	1.3	1.4	0.6	0.8
Avg. Stride Freq. [Hz]	2.4	2.4	2.4	2.3	2.4	2.4
Avg. Stride Length [m]	6.0	7.2	7.4	7.2	7.2	7.4



- [] Ranking at each section and finish
- .-.- No data available at this section
- NA No data available



Horse/Jockey Name	Motomiss
Final Rank	3
Fastest Section Time (Section)	0:11.23 (200m)
Top Speed [km/h] (Section)	66.4 (400m)
Race State	Finished



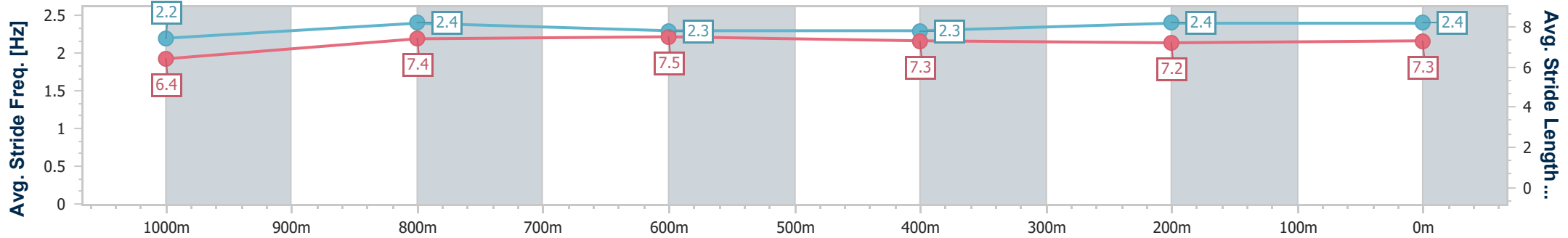
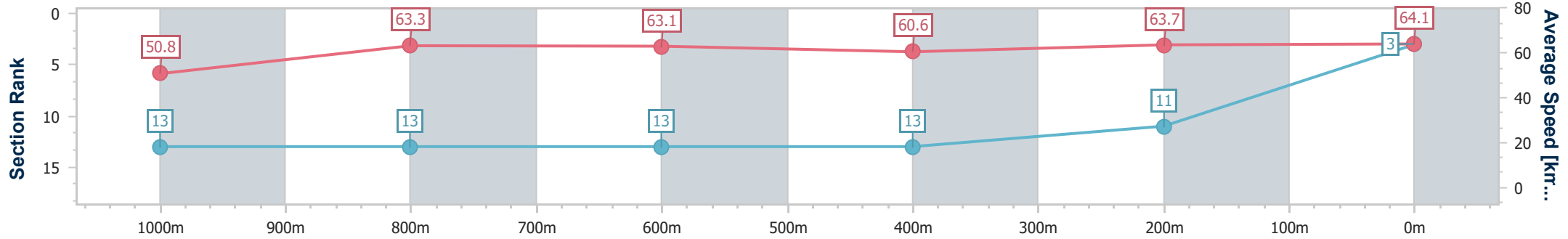
Toowoomba QLD Professional
Race 3: EUREKA STUD Fillies and Mares BENCHMARK 75
Handicap - 1200m



23 September 2023 - 14:18

Track Rating: Good 4, Weather: Fine, Rail Position: True

Section	Overall	1000m	800m	600m	400m	200m
Section Times	1:12.00 [3] (0:14.21)	0:57.79 [13] (0:11.43)	0:46.36 [13] (0:11.54)	0:34.82 [13] (0:12.09)	0:22.73 [13] (0:11.50)	0:11.23 [11] (0:11.23)
Average Speed [km/h]	50.8	63.3	63.1	60.6	63.7	64.1
Top Speed [km/h]	64.5	64.6	65.2	61.8	66.4	65.4
Avg. Dist. to Rail [m]	9.2	1.4	3.0	3.4	5.0	4.4
Avg. Stride Freq. [Hz]	2.2	2.4	2.3	2.3	2.4	2.4
Avg. Stride Length [m]	6.4	7.4	7.5	7.3	7.2	7.3



- [] Ranking at each section and finish
- .-.- No data available at this section
- NA No data available



Horse/Jockey Name	April In Augusta
Final Rank	4
Fastest Section Time (Section)	0:11.35 (1000m)
Top Speed [km/h] (Section)	65.2 (Overall)
Race State	Finished



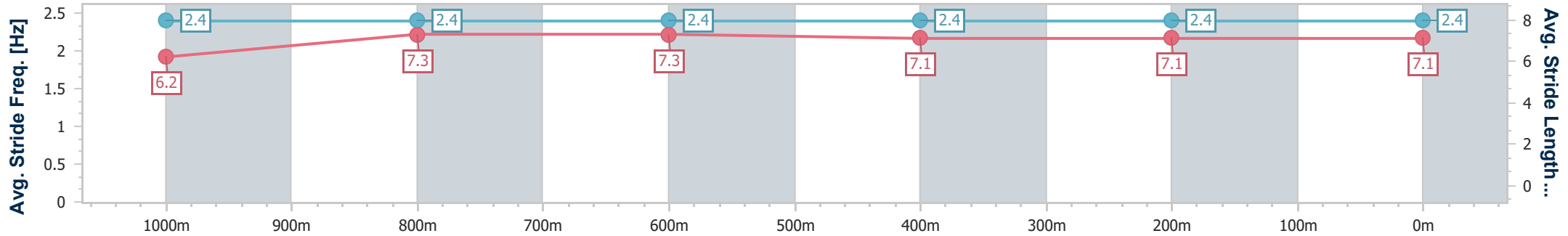
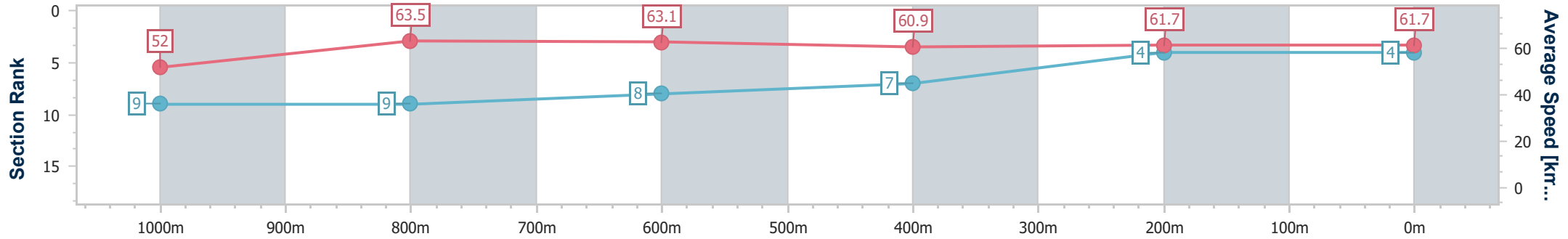
Toowoomba QLD Professional
Race 3: EUREKA STUD Fillies and Mares BENCHMARK 75
Handicap - 1200m



23 September 2023 - 14:18

Track Rating: Good 4, Weather: Fine, Rail Position: True

Section	Overall	1000m	800m	600m	400m	200m
Section Times	1:12.13 [4] (0:13.85)	0:58.28 [9] (0:11.35)	0:46.93 [9] (0:11.48)	0:35.45 [8] (0:11.98)	0:23.47 [7] (0:11.82)	0:11.65 [4] (0:11.65)
Average Speed [km/h]	52.0	63.5	63.1	60.9	61.7	61.7
Top Speed [km/h]	65.2	65.0	64.6	62.5	63.2	63.4
Avg. Dist. to Rail [m]	2.2	0.6	1.7	2.5	3.0	2.1
Avg. Stride Freq. [Hz]	2.4	2.4	2.4	2.4	2.4	2.4
Avg. Stride Length [m]	6.2	7.3	7.3	7.1	7.1	7.1



- [] Ranking at each section and finish
- .-.- No data available at this section
- NA No data available



Horse/Jockey Name	Befana
Final Rank	5
Fastest Section Time (Section)	0:11.21 (1000m)
Top Speed [km/h] (Section)	65.8 (Overall)
Race State	Finished



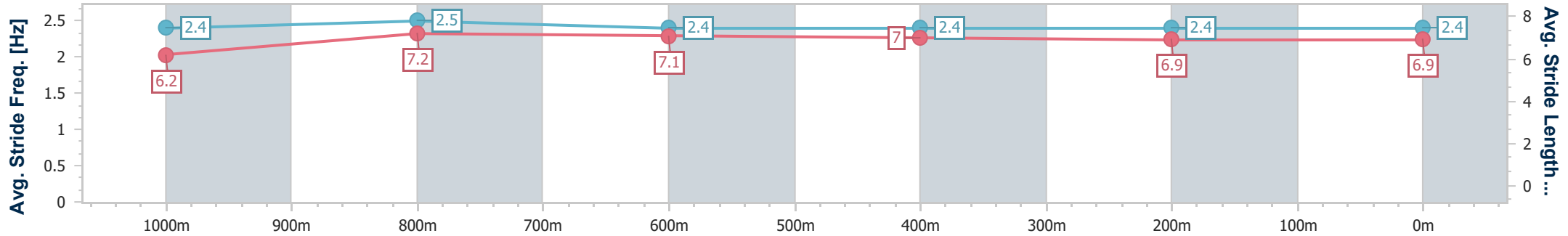
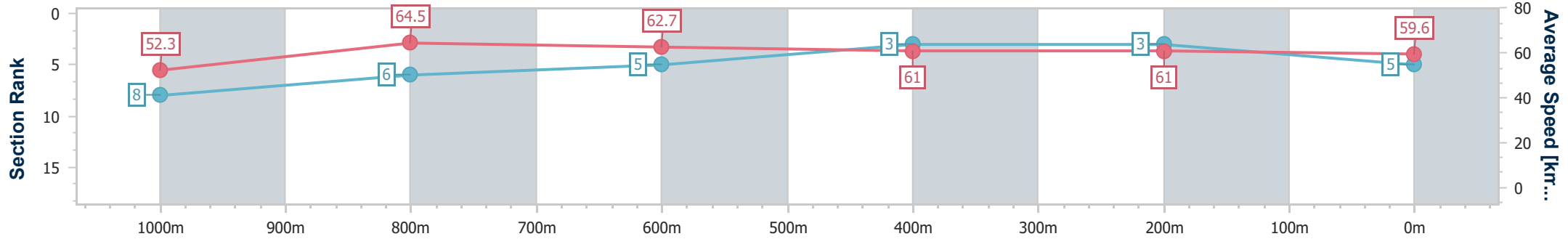
Toowoomba QLD Professional
 Race 3: EUREKA STUD Fillies and Mares BENCHMARK 75
 Handicap - 1200m



23 September 2023 - 14:18

Track Rating: Good 4, Weather: Fine, Rail Position: True

Section	Overall	1000m	800m	600m	400m	200m
Section Times	1:12.31 [5] (0:13.79)	0:58.52 [8] (0:11.21)	0:47.31 [6] (0:11.51)	0:35.80 [5] (0:11.90)	0:23.90 [3] (0:11.81)	0:12.09 [3] (0:12.09)
Average Speed [km/h]	52.3	64.5	62.7	61.0	61.0	59.6
Top Speed [km/h]	65.8	65.5	64.0	62.8	61.7	61.1
Avg. Dist. to Rail [m]	2.4	1.4	1.3	1.2	0.6	1.7
Avg. Stride Freq. [Hz]	2.4	2.5	2.4	2.4	2.4	2.4
Avg. Stride Length [m]	6.2	7.2	7.1	7.0	6.9	6.9



- [] Ranking at each section and finish
- .-.- No data available at this section
- NA No data available



Horse/Jockey Name	Miss Tambo
Final Rank	6
Fastest Section Time (Section)	0:11.44 (1000m)
Top Speed [km/h] (Section)	65.0 (Overall)
Race State	Finished



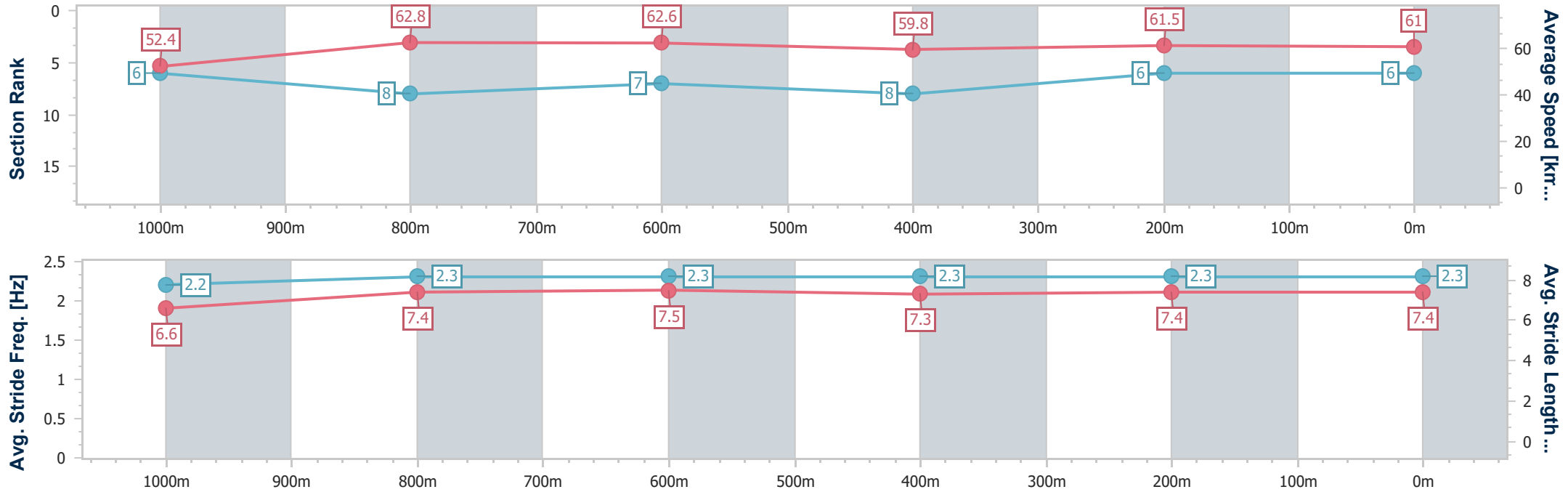
Toowoomba QLD Professional
Race 3: EUREKA STUD Fillies and Mares BENCHMARK 75
Handicap - 1200m



23 September 2023 - 14:18

Track Rating: Good 4, Weather: Fine, Rail Position: True

Section	Overall	1000m	800m	600m	400m	200m
Section Times	1:12.37 [6] (0:13.75)	0:58.62 [6] (0:11.44)	0:47.18 [8] (0:11.46)	0:35.72 [7] (0:12.13)	0:23.59 [8] (0:11.79)	0:11.80 [6] (0:11.80)
Average Speed [km/h]	52.4	62.8	62.6	59.8	61.5	61.0
Top Speed [km/h]	65.0	64.0	64.3	61.4	63.8	63.3
Avg. Dist. to Rail [m]	1.3	0.5	0.8	1.5	2.4	2.8
Avg. Stride Freq. [Hz]	2.2	2.3	2.3	2.3	2.3	2.3
Avg. Stride Length [m]	6.6	7.4	7.5	7.3	7.4	7.4



- [] Ranking at each section and finish
- .-.- No data available at this section
- NA No data available



Horse/Jockey Name	My Oddette
Final Rank	7
Fastest Section Time (Section)	0:11.04 (1000m)
Top Speed [km/h] (Section)	67.2 (Overall)
Race State	Finished



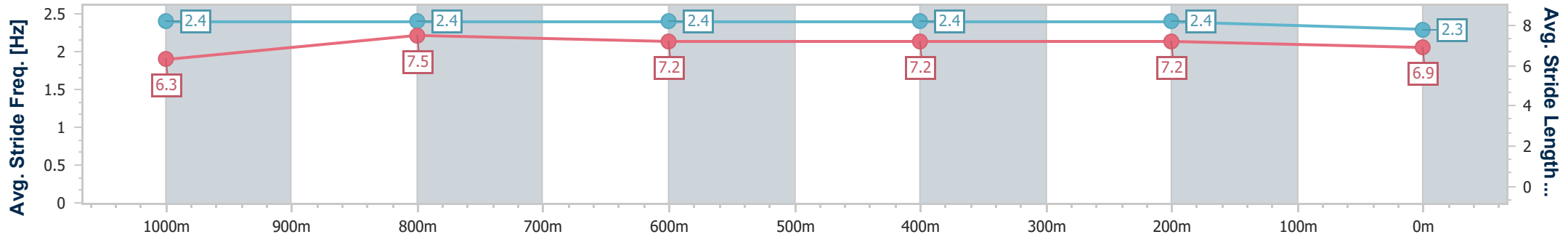
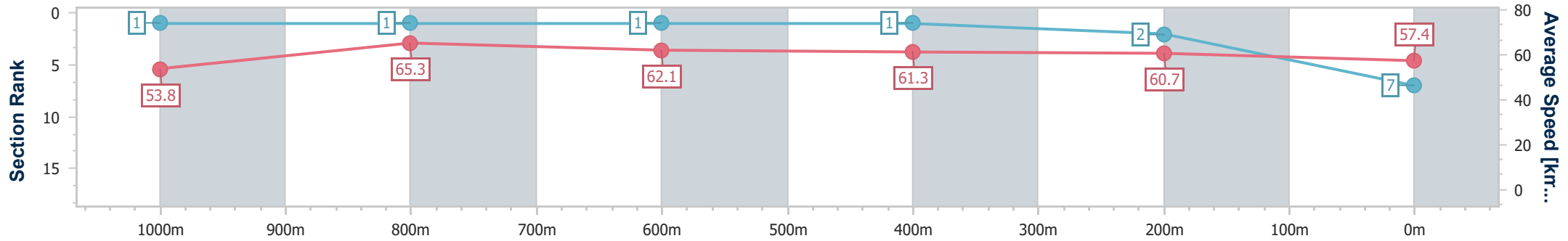
Toowoomba QLD Professional
 Race 3: EUREKA STUD Fillies and Mares BENCHMARK 75
 Handicap - 1200m



23 September 2023 - 14:18

Track Rating: Good 4, Weather: Fine, Rail Position: True

Section	Overall	1000m	800m	600m	400m	200m
Section Times	1:12.41 [7] (0:13.38)	0:59.03 [1] (0:11.04)	0:47.99 [1] (0:11.72)	0:36.27 [1] (0:11.91)	0:24.36 [1] (0:11.83)	0:12.53 [2] (0:12.53)
Average Speed [km/h]	53.8	65.3	62.1	61.3	60.7	57.4
Top Speed [km/h]	67.2	66.8	63.8	62.9	62.1	59.2
Avg. Dist. to Rail [m]	5.9	0.9	3.6	2.6	0.3	0.2
Avg. Stride Freq. [Hz]	2.4	2.4	2.4	2.4	2.4	2.3
Avg. Stride Length [m]	6.3	7.5	7.2	7.2	7.2	6.9



- [] Ranking at each section and finish
- .-.- No data available at this section
- NA No data available



Horse/Jockey Name	Winter Rain
Final Rank	8
Fastest Section Time (Section)	0:11.34 (1000m)
Top Speed [km/h] (Section)	65.4 (1000m)
Race State	Finished



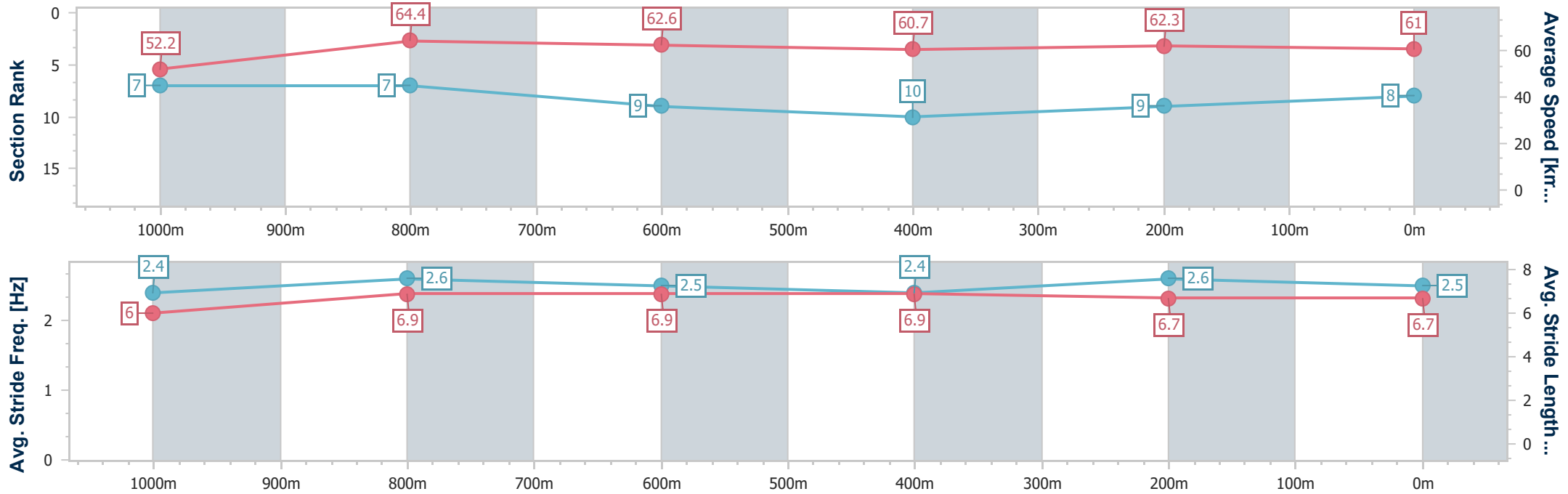
Toowoomba QLD Professional
 Race 3: EUREKA STUD Fillies and Mares BENCHMARK 75
 Handicap - 1200m



23 September 2023 - 14:18

Track Rating: Good 4, Weather: Fine, Rail Position: True

Section	Overall	1000m	800m	600m	400m	200m
Section Times	1:12.49 [8] (0:13.78)	0:58.71 [7] (0:11.34)	0:47.37 [7] (0:11.65)	0:35.72 [9] (0:12.16)	0:23.56 [10] (0:11.75)	0:11.81 [9] (0:11.81)
Average Speed [km/h]	52.2	64.4	62.6	60.7	62.3	61.0
Top Speed [km/h]	65.1	65.4	63.9	63.2	63.7	62.8
Avg. Dist. to Rail [m]	8.1	3.9	3.7	4.5	5.2	5.5
Avg. Stride Freq. [Hz]	2.4	2.6	2.5	2.4	2.6	2.5
Avg. Stride Length [m]	6.0	6.9	6.9	6.9	6.7	6.7



- [] Ranking at each section and finish
- .-.- No data available at this section
- NA No data available



Horse/Jockey Name	Vinasta
Final Rank	9
Fastest Section Time (Section)	0:11.39 (1000m)
Top Speed [km/h] (Section)	65.4 (800m)
Race State	Finished



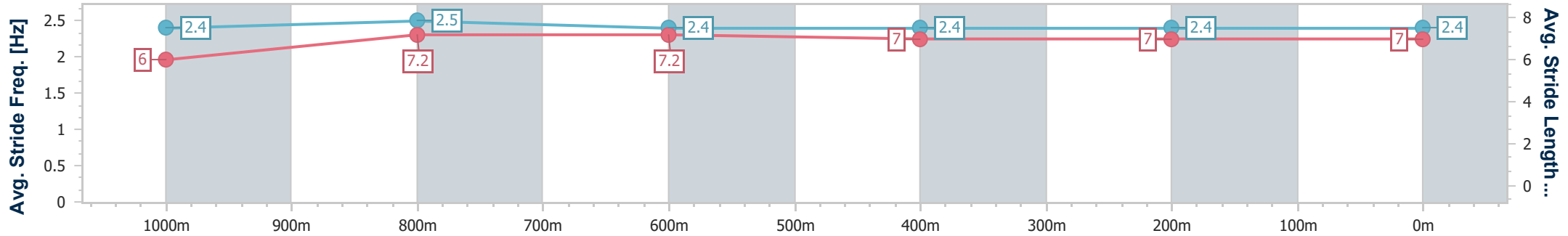
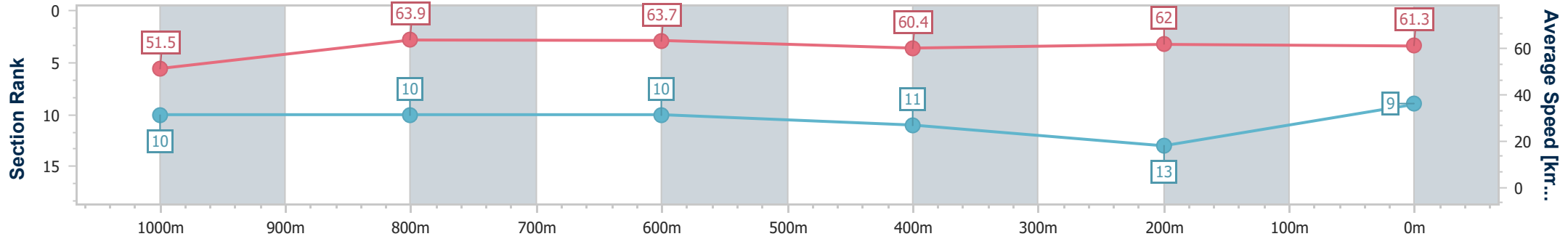
Toowoomba QLD Professional
Race 3: EUREKA STUD Fillies and Mares BENCHMARK 75
Handicap - 1200m



23 September 2023 - 14:18

Track Rating: Good 4, Weather: Fine, Rail Position: True

Section	Overall	1000m	800m	600m	400m	200m
Section Times	1:12.60 [9] (0:14.01)	0:58.59 [10] (0:11.39)	0:47.20 [10] (0:11.46)	0:35.74 [10] (0:12.21)	0:23.53 [11] (0:11.81)	0:11.72 [13] (0:11.72)
Average Speed [km/h]	51.5	63.9	63.7	60.4	62.0	61.3
Top Speed [km/h]	64.2	64.8	65.4	61.7	63.1	63.2
Avg. Dist. to Rail [m]	9.8	4.3	3.5	4.7	4.8	5.6
Avg. Stride Freq. [Hz]	2.4	2.5	2.4	2.4	2.4	2.4
Avg. Stride Length [m]	6.0	7.2	7.2	7.0	7.0	7.0



- [] Ranking at each section and finish
- .-.- No data available at this section
- NA No data available



Horse/Jockey Name	Wanda Rox
Final Rank	10
Fastest Section Time (Section)	0:11.35 (1000m)
Top Speed [km/h] (Section)	65.6 (1000m)
Race State	Finished



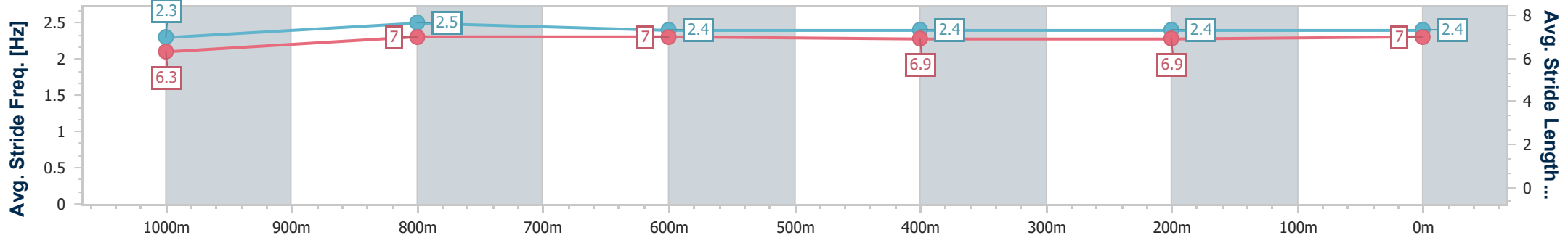
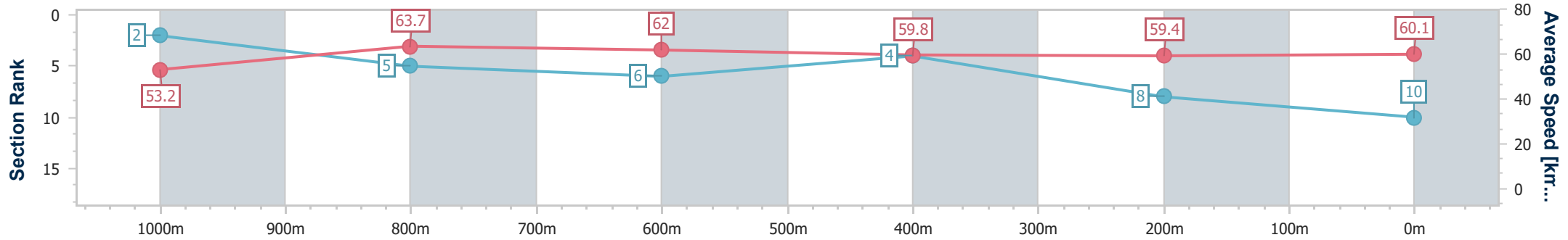
Toowoomba QLD Professional
Race 3: EUREKA STUD Fillies and Mares BENCHMARK 75
Handicap - 1200m



23 September 2023 - 14:18

Track Rating: Good 4, Weather: Fine, Rail Position: True

Section	Overall	1000m	800m	600m	400m	200m
Section Times	1:12.62 [10] (0:13.57)	0:59.05 [2] (0:11.35)	0:47.70 [5] (0:11.64)	0:36.06 [6] (0:12.00)	0:24.06 [4] (0:12.09)	0:11.97 [8] (0:11.97)
Average Speed [km/h]	53.2	63.7	62.0	59.8	59.4	60.1
Top Speed [km/h]	65.6	65.6	64.2	61.6	61.0	61.5
Avg. Dist. to Rail [m]	4.7	1.2	0.4	0.5	0.7	1.2
Avg. Stride Freq. [Hz]	2.3	2.5	2.4	2.4	2.4	2.4
Avg. Stride Length [m]	6.3	7.0	7.0	6.9	6.9	7.0



- [] Ranking at each section and finish
- .-.- No data available at this section
- NA No data available



Horse/Jockey Name	Secret Tales
Final Rank	11
Fastest Section Time (Section)	0:11.34 (1000m)
Top Speed [km/h] (Section)	65.9 (1000m)
Race State	Finished



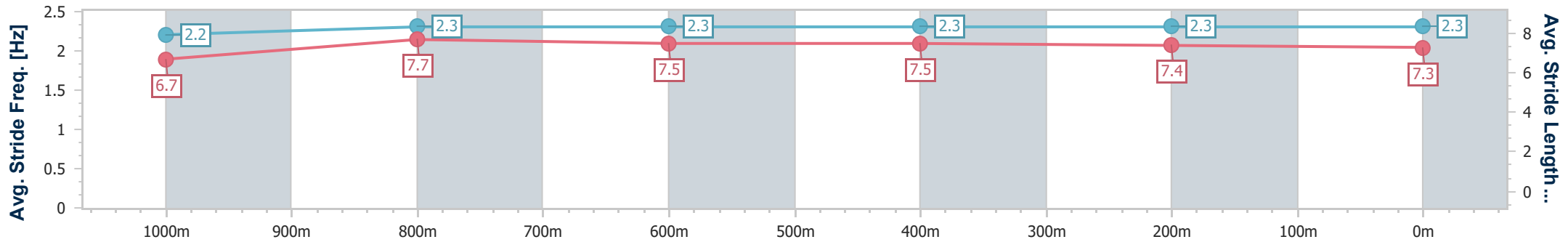
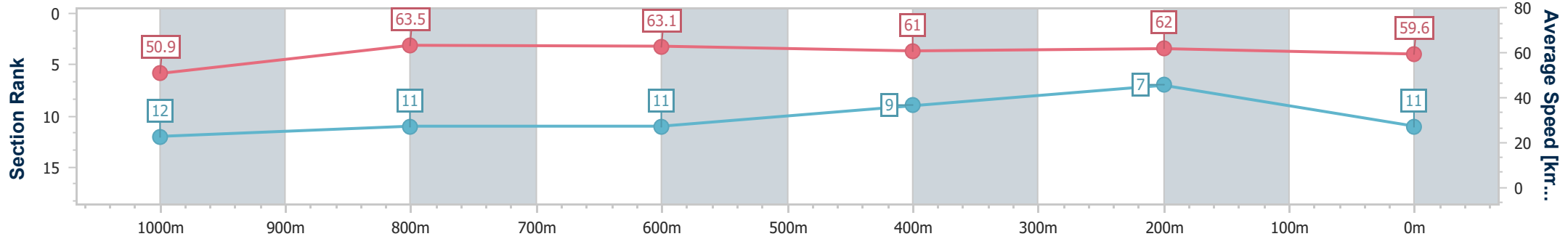
Toowoomba QLD Professional
Race 3: EUREKA STUD Fillies and Mares BENCHMARK 75
Handicap - 1200m



23 September 2023 - 14:18

Track Rating: Good 4, Weather: Fine, Rail Position: True

Section	Overall	1000m	800m	600m	400m	200m
Section Times	1:12.67 [11] (0:14.16)	0:58.51 [12] (0:11.34)	0:47.17 [11] (0:11.46)	0:35.71 [11] (0:11.89)	0:23.82 [9] (0:11.77)	0:12.05 [7] (0:12.05)
Average Speed [km/h]	50.9	63.5	63.1	61.0	62.0	59.6
Top Speed [km/h]	65.3	65.9	64.3	62.6	64.0	62.6
Avg. Dist. to Rail [m]	3.3	0.3	1.6	1.8	3.5	2.9
Avg. Stride Freq. [Hz]	2.2	2.3	2.3	2.3	2.3	2.3
Avg. Stride Length [m]	6.7	7.7	7.5	7.5	7.4	7.3



- [] Ranking at each section and finish
- .-.- No data available at this section
- NA No data available



Horse/Jockey Name	Alfa Lily
Final Rank	12
Fastest Section Time (Section)	0:11.25 (1000m)
Top Speed [km/h] (Section)	65.7 (1000m)
Race State	Finished



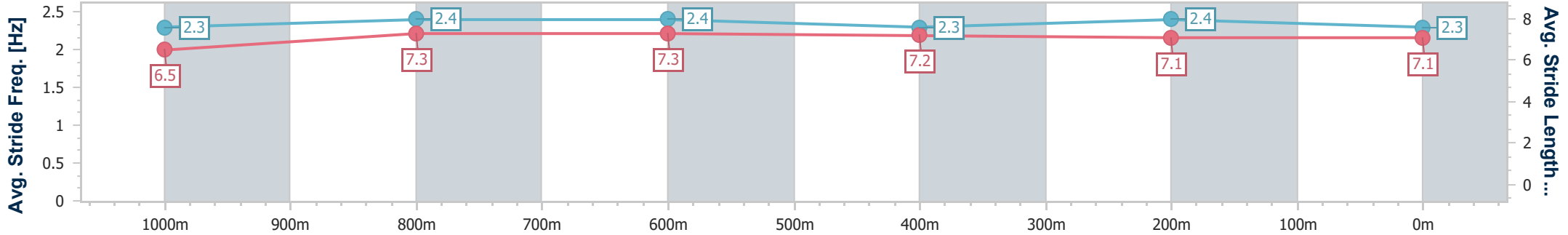
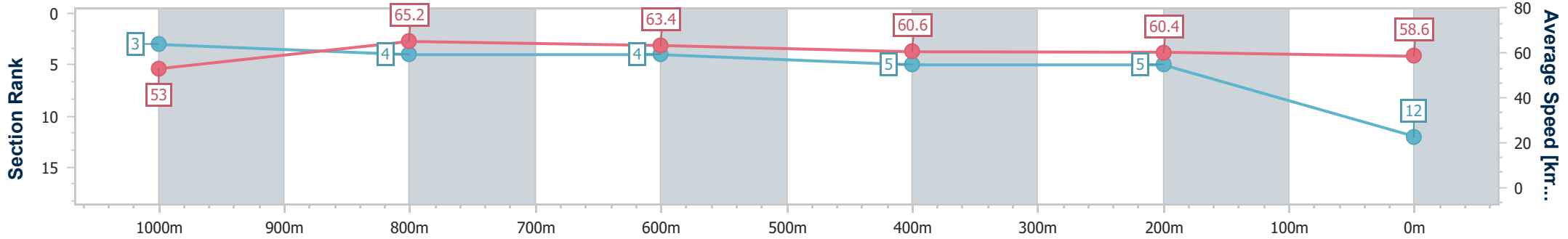
Toowoomba QLD Professional
 Race 3: EUREKA STUD Fillies and Mares BENCHMARK 75
 Handicap - 1200m



23 September 2023 - 14:18

Track Rating: Good 4, Weather: Fine, Rail Position: True

Section	Overall	1000m	800m	600m	400m	200m
Section Times	1:12.79 [12] (0:13.59)	0:59.20 [3] (0:11.25)	0:47.95 [4] (0:11.65)	0:36.30 [4] (0:12.11)	0:24.19 [5] (0:11.95)	0:12.24 [5] (0:12.24)
Average Speed [km/h]	53.0	65.2	63.4	60.6	60.4	58.6
Top Speed [km/h]	65.3	65.7	65.4	62.7	61.2	60.5
Avg. Dist. to Rail [m]	7.3	5.2	6.5	4.1	0.5	1.0
Avg. Stride Freq. [Hz]	2.3	2.4	2.4	2.3	2.4	2.3
Avg. Stride Length [m]	6.5	7.3	7.3	7.2	7.1	7.1



- [] Ranking at each section and finish
- .-.- No data available at this section
- NA No data available



Horse/Jockey Name	Argyle Pink
Final Rank	13
Fastest Section Time (Section)	0:11.18 (1000m)
Top Speed [km/h] (Section)	67.0 (Overall)
Race State	Finished



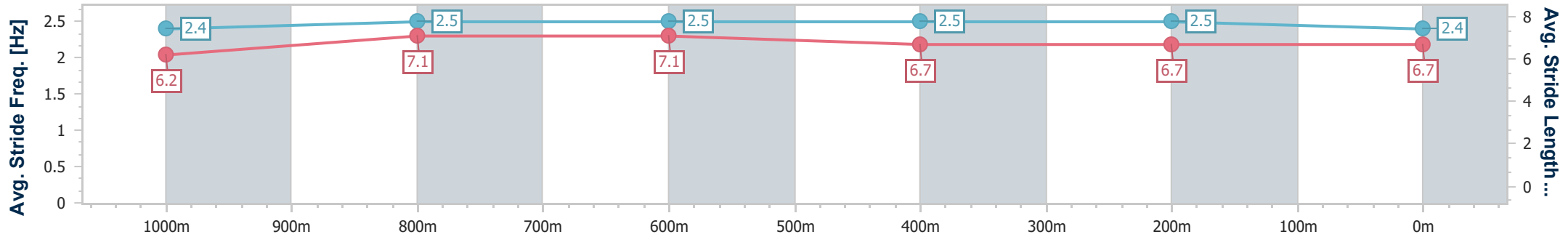
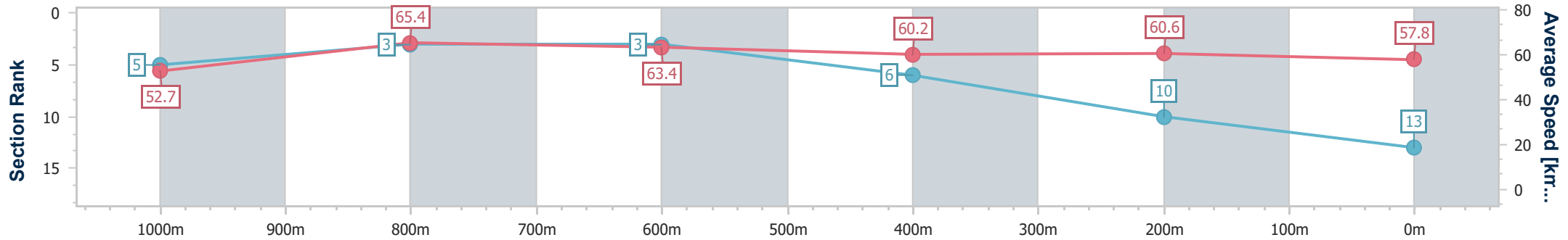
Toowoomba QLD Professional
Race 3: EUREKA STUD Fillies and Mares BENCHMARK 75
Handicap - 1200m



23 September 2023 - 14:18

Track Rating: Good 4, Weather: Fine, Rail Position: True

Section	Overall	1000m	800m	600m	400m	200m
Section Times	1:13.17 [13] (0:13.66)	0:59.51 [5] (0:11.18)	0:48.33 [3] (0:11.56)	0:36.77 [3] (0:12.21)	0:24.56 [6] (0:12.14)	0:12.42 [10] (0:12.42)
Average Speed [km/h]	52.7	65.4	63.4	60.2	60.6	57.8
Top Speed [km/h]	67.0	66.9	64.5	62.1	61.4	61.0
Avg. Dist. to Rail [m]	6.2	3.9	4.6	4.5	5.2	5.1
Avg. Stride Freq. [Hz]	2.4	2.5	2.5	2.5	2.5	2.4
Avg. Stride Length [m]	6.2	7.1	7.1	6.7	6.7	6.7



- [] Ranking at each section and finish
- .-.- No data available at this section
- NA No data available