

Track Rating: Good 4, Weather: Fine, Rail Position: +10m Entire

Section		Field Times										Last 600m	
		Overall	1200m	1000m	800m	600m	400m					0:34.92	
		1:20.36 (0:10.91)	1:09.45 (0:10.96)	0:58.49 (0:11.63)	0:46.86 (0:11.94)	0:34.92 (0:11.73)	0:23.19 (0:11.52)						
Rank	TAB	Horse/Jockey	Barrier	Top Speed [km/h]	Fastest Section							Distance Travelled [m]	
1	9	LADY WARDELL Jai Williams	6	66.3 1200m	0:11.04 1200m	1:20.36 [1] (0:11.07)	1:09.29 [2] (0:11.04)	0:58.25 [2] (0:11.58)	0:46.67 [2] (0:11.97)	0:34.70 [2] (0:11.70)	0:23.00 [2] (0:11.33)	0:34.70	
2	5	BLAKMAX Anthony Allen	10	66.2 1200m	0:11.08 Overall	1:20.83 [2] (0:11.08)	1:09.75 [3] (0:11.12)	0:58.63 [3] (0:11.74)	0:46.89 [3] (0:12.04)	0:34.85 [3] (0:11.63)	0:23.22 [3] (0:11.54)	0:34.85	+2
3	2	BETTER EXPLAIN Bailey Wheeler	2	65.6 1200m	0:11.23 1200m	1:20.88 [3] (0:11.28)	1:09.60 [5] (0:11.23)	0:58.37 [5] (0:11.54)	0:46.83 [4] (0:11.93)	0:34.90 [4] (0:11.63)	0:23.27 [4] (0:11.57)	0:34.90	-2
4	3	MOTION LEGEND James Orman	4	64.9 200m	0:11.35 1200m	1:20.89 [4] (0:11.55)	1:09.34 [7] (0:11.35)	0:57.99 [7] (0:11.52)	0:46.47 [6] (0:11.89)	0:34.58 [6] (0:11.64)	0:22.94 [6] (0:11.43)	0:34.58	-1
5	6	DIVINE COURAGE Sean Cormack	3	64.7 600m	0:11.33 1200m	1:20.94 [5] (0:11.76)	1:09.18 [9] (0:11.33)	0:57.85 [9] (0:11.61)	0:46.24 [8] (0:11.83)	0:34.41 [8] (0:11.58)	0:22.83 [8] (0:11.38)	0:34.41	+0
6	8	MENSA MAESTRO Nozi Tomizawa	13	69.0 1200m	0:10.91 Overall	1:21.09 [6] (0:10.91)	1:10.18 [1] (0:10.96)	0:59.22 [1] (0:11.63)	0:47.59 [1] (0:11.94)	0:35.65 [1] (0:11.73)	0:23.92 [1] (0:11.79)	0:35.65	-1
7	7	TURN UP THE NIGHT Damien Thornton	8	65.0 400m	0:11.34 1200m	1:21.20 [7] (0:11.39)	1:09.81 [6] (0:11.34)	0:58.47 [6] (0:11.77)	0:46.70 [7] (0:11.95)	0:34.75 [7] (0:11.58)	0:23.17 [7] (0:11.43)	0:34.75	+2
8	1	SEA PALLING Dan McGillivray	5	65.4 1200m	0:11.21 1200m	1:21.23 [8] (0:11.24)	1:09.99 [4] (0:11.21)	0:58.78 [4] (0:11.77)	0:47.01 [5] (0:11.97)	0:35.04 [5] (0:11.63)	0:23.41 [5] (0:11.69)	0:35.04	+1
9	10	RADIANT QUEEN Cejay Graham	15	64.7 1200m	0:11.40 1200m	1:21.81 [9] (0:11.65)	1:10.16 [8] (0:11.40)	0:58.76 [8] (0:11.72)	0:47.04 [9] (0:12.00)	0:35.04 [9] (0:11.66)	0:23.38 [9] (0:11.51)	0:35.04	+2

Scratched: Hollywood Park (#4), Ascot Express (#11), It's A Mistake (#12), Sheza Sniper (#13), Mishani Conman (#14), Jimmy Neutron (#15)

Track Rating: Good 4, Weather: Fine, Rail Position: +10m Entire

Section				200m				Last 600m	
Field Times				0:11.67				0:34.92	
				(0:11.67)					
Rank	TAB	Horse/Jockey	Barrier	Top Speed [km/h]	Fastest Section	Margin			Distance Travelled [m]
1	9	LADY WARDELL	6	66.3	0:11.04	0:11.67 [1]	1:20.36		0:34.70
		Jai Williams		1200m	1200m	(0:11.67)			
2	5	BLAKMAX	10	66.2	0:11.08	0:11.68 [3]	2.8L		0:34.85 +2
		Anthony Allen		1200m	Overall	(0:11.68)			
3	2	BETTER EXPLAIN	2	65.6	0:11.23	0:11.70 [4]	3L		0:34.90 -2
		Bailey Wheeler		1200m	1200m	(0:11.70)			
4	3	MOTION LEGEND	4	64.9	0:11.35	0:11.51 [5]	3.1L		0:34.58 -1
		James Orman		200m	1200m	(0:11.51)			
5	6	DIVINE COURAGE	3	64.7	0:11.33	0:11.45 [7]	3.3L		0:34.41 +0
		Sean Cormack		600m	1200m	(0:11.45)			
6	8	MENSA MAESTRO	13	69.0	0:10.91	0:12.13 [2]	4.1L		0:35.65 -1
		Nozi Tomizawa		1200m	Overall	(0:12.13)			
7	7	TURN UP THE NIGHT	8	65.0	0:11.34	0:11.74 [6]	4.6L		0:34.75 +2
		Damien Thornton		400m	1200m	(0:11.74)			
8	1	SEA PALLING	5	65.4	0:11.21	0:11.72 [8]	4.8L		0:35.04 +1
		Dan McGillivray		1200m	1200m	(0:11.72)			
9	10	RADIANT QUEEN	15	64.7	0:11.40	0:11.87 [9]	8.1L		0:35.04 +2
		Cejay Graham		1200m	1200m	(0:11.87)			

Scratched: Hollywood Park (#4), Ascot Express (#11), It's A Mistake (#12), Sheza Sniper (#13), Mishani Conman (#14), Jimmy Neutron (#15)



Horse/Jockey Name	Lady Wardell
Final Rank	1
Fastest Section Time (Section)	0:11.04 (1200m)
Top Speed [km/h] (Section)	66.3 (1200m)
Race State	Finished



### Ipswich QLD Professional

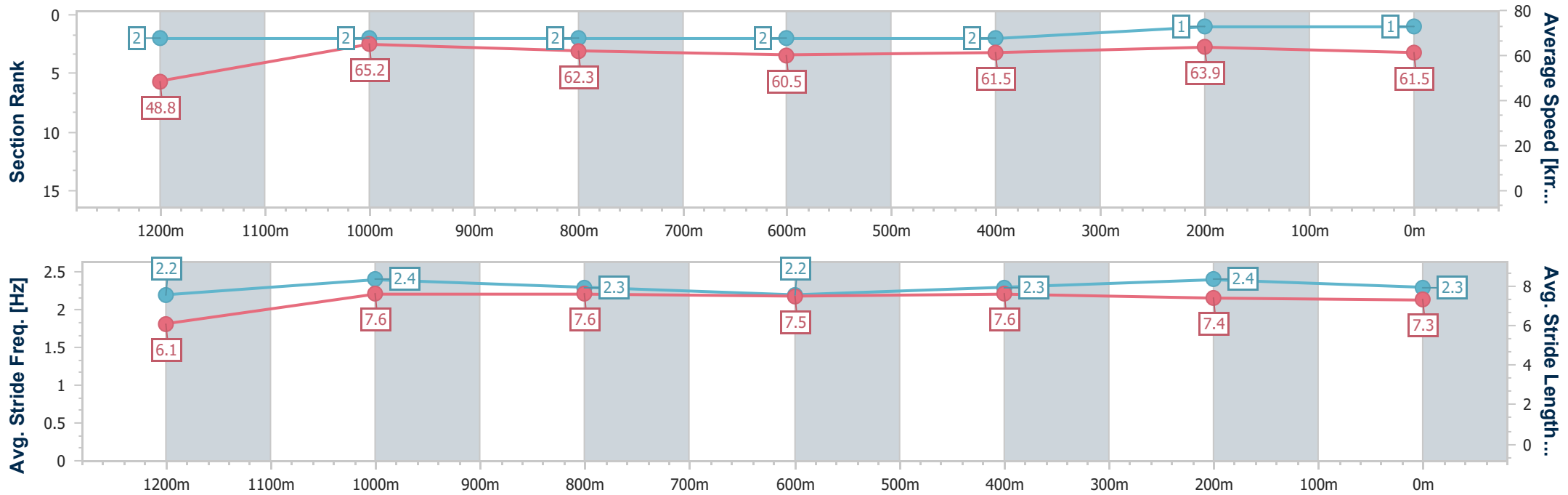
Race 8: RAY WHITE IPSWICH Class 3 Handicap - 1350m

25 September 2023 - 16:57



Track Rating: Good 4, Weather: Fine, Rail Position: +10m Entire

Section	Overall	1200m	1000m	800m	600m	400m	200m
Section Times	1:20.36 [1] (0:11.07)	1:09.29 [2] (0:11.04)	0:58.25 [2] (0:11.58)	0:46.67 [2] (0:11.97)	0:34.70 [2] (0:11.70)	0:23.00 [2] (0:11.33)	0:11.67 [1] (0:11.67)
Average Speed [km/h]	48.8	65.2	62.3	60.5	61.5	63.9	61.5
Top Speed [km/h]	63.9	66.3	64.2	61.2	63.7	65.0	63.9
Avg. Dist. to Rail [m]	1.6	0.9	0.6	1.2	0.5	2.2	1.7
Avg. Stride Freq. [Hz]	2.2	2.4	2.3	2.2	2.3	2.4	2.3
Avg. Stride Length [m]	6.1	7.6	7.6	7.5	7.6	7.4	7.3



- [ ] Ranking at each section and finish
- .-.- No data available at this section
- NA No data available



Horse/Jockey Name	Blakmax
Final Rank	2
Fastest Section Time (Section)	0:11.08 (Overall)
Top Speed [km/h] (Section)	66.2 (1200m)
Race State	Finished



### Ipswich QLD Professional

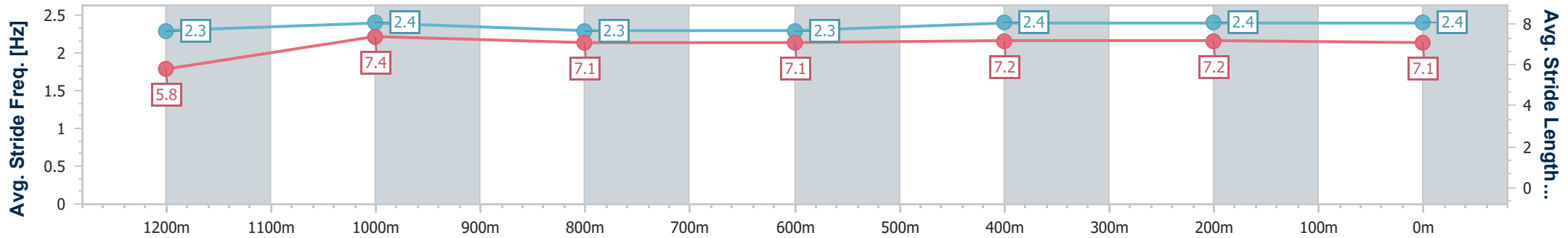
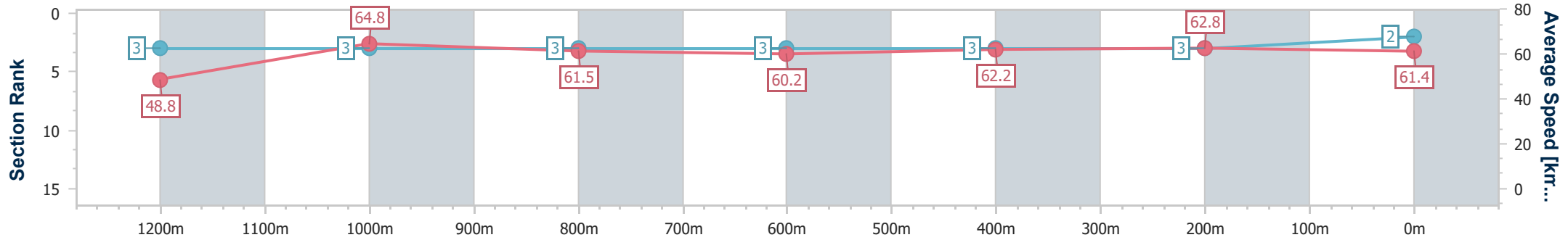
Race 8: RAY WHITE IPSWICH Class 3 Handicap - 1350m

25 September 2023 - 16:57



Track Rating: Good 4, Weather: Fine, Rail Position: +10m Entire

Section	Overall	1200m	1000m	800m	600m	400m	200m
Section Times	1:20.83 [2] (0:11.08)	1:09.75 [3] (0:11.12)	0:58.63 [3] (0:11.74)	0:46.89 [3] (0:12.04)	0:34.85 [3] (0:11.63)	0:23.22 [3] (0:11.54)	0:11.68 [3] (0:11.68)
Average Speed [km/h]	48.8	64.8	61.5	60.2	62.2	62.8	61.4
Top Speed [km/h]	65.1	66.2	62.3	60.6	64.0	63.9	63.0
Avg. Dist. to Rail [m]	5.3	2.2	0.8	1.6	1.3	2.6	3.1
Avg. Stride Freq. [Hz]	2.3	2.4	2.3	2.3	2.4	2.4	2.4
Avg. Stride Length [m]	5.8	7.4	7.1	7.1	7.2	7.2	7.1



- [ ] Ranking at each section and finish
- .-.- No data available at this section
- NA No data available



Horse/Jockey Name	Better Explain
Final Rank	3
Fastest Section Time (Section)	0:11.23 (1200m)
Top Speed [km/h] (Section)	65.6 (1200m)
Race State	Finished



### Ipswich QLD Professional

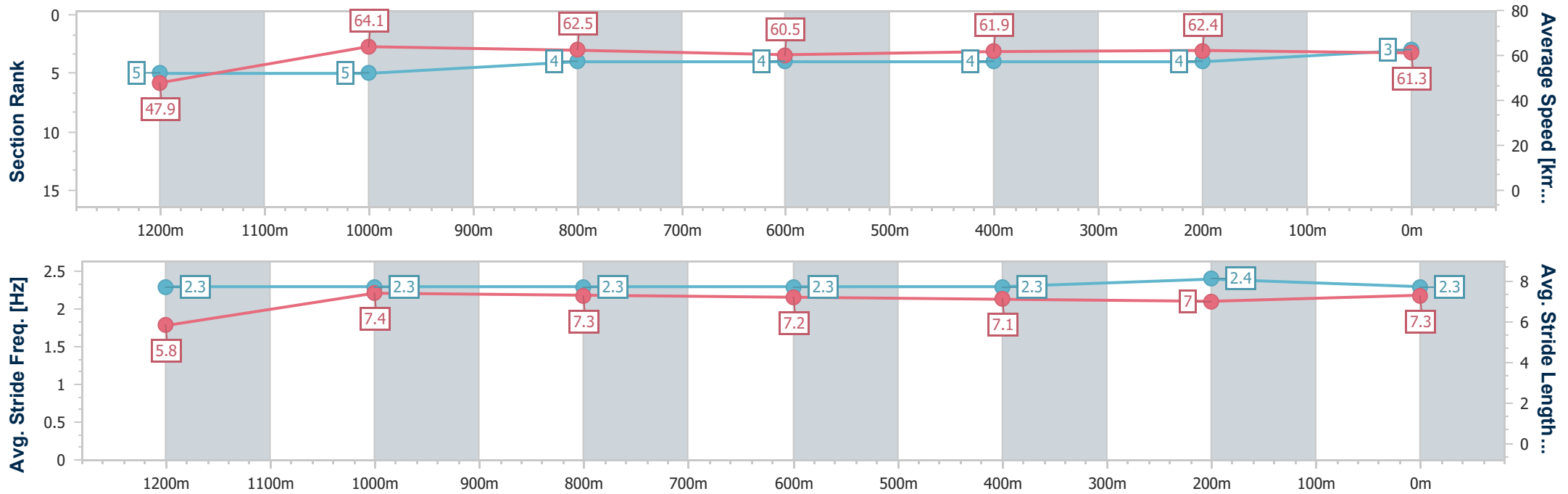
Race 8: RAY WHITE IPSWICH Class 3 Handicap - 1350m

25 September 2023 - 16:57



Track Rating: Good 4, Weather: Fine, Rail Position: +10m Entire

Section	Overall	1200m	1000m	800m	600m	400m	200m
Section Times	1:20.88 [3] (0:11.28)	1:09.60 [5] (0:11.23)	0:58.37 [5] (0:11.54)	0:46.83 [4] (0:11.93)	0:34.90 [4] (0:11.63)	0:23.27 [4] (0:11.57)	0:11.70 [4] (0:11.70)
Average Speed [km/h]	47.9	64.1	62.5	60.5	61.9	62.4	61.3
Top Speed [km/h]	63.1	65.6	63.5	61.2	62.9	62.8	62.8
Avg. Dist. to Rail [m]	0.6	0.7	0.5	0.7	0.3	1.2	1.5
Avg. Stride Freq. [Hz]	2.3	2.3	2.3	2.3	2.3	2.4	2.3
Avg. Stride Length [m]	5.8	7.4	7.3	7.2	7.1	7.0	7.3



- [ ] Ranking at each section and finish
- .-.- No data available at this section
- NA No data available



Horse/Jockey Name	Motion Legend
Final Rank	4
Fastest Section Time (Section)	0:11.35 (1200m)
Top Speed [km/h] (Section)	64.9 (200m)
Race State	Finished



### Ipswich QLD Professional

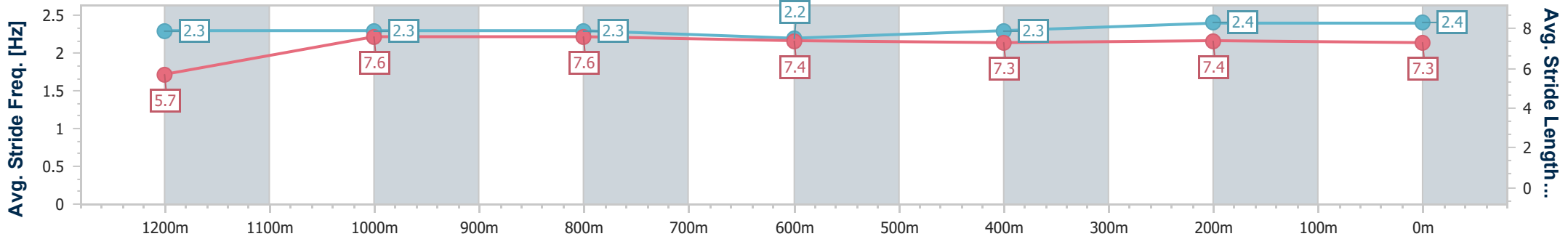
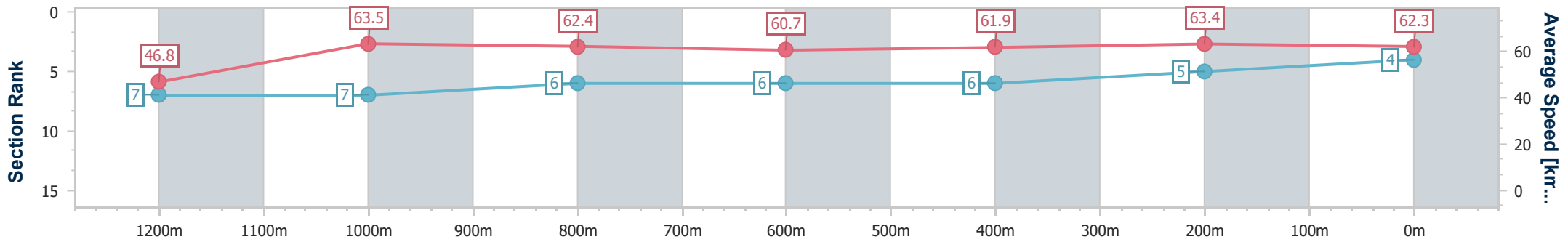
Race 8: RAY WHITE IPSWICH Class 3 Handicap - 1350m

25 September 2023 - 16:57



Track Rating: Good 4, Weather: Fine, Rail Position: +10m Entire

Section	Overall	1200m	1000m	800m	600m	400m	200m
Section Times	1:20.89 [4] (0:11.55)	1:09.34 [7] (0:11.35)	0:57.99 [7] (0:11.52)	0:46.47 [6] (0:11.89)	0:34.58 [6] (0:11.64)	0:22.94 [6] (0:11.43)	0:11.51 [5]
Average Speed [km/h]	46.8	63.5	62.4	60.7	61.9	63.4	62.3
Top Speed [km/h]	63.4	64.6	64.1	62.0	63.2	64.9	64.9
Avg. Dist. to Rail [m]	2.3	1.7	0.5	0.6	0.4	3.2	4.9
Avg. Stride Freq. [Hz]	2.3	2.3	2.3	2.2	2.3	2.4	2.4
Avg. Stride Length [m]	5.7	7.6	7.6	7.4	7.3	7.4	7.3



- [ ] Ranking at each section and finish
- .-.- No data available at this section
- NA No data available



Horse/Jockey Name	Divine Courage
Final Rank	5
Fastest Section Time (Section)	0:11.33 (1200m)
Top Speed [km/h] (Section)	64.7 (600m)
Race State	Finished



Ipswich QLD Professional

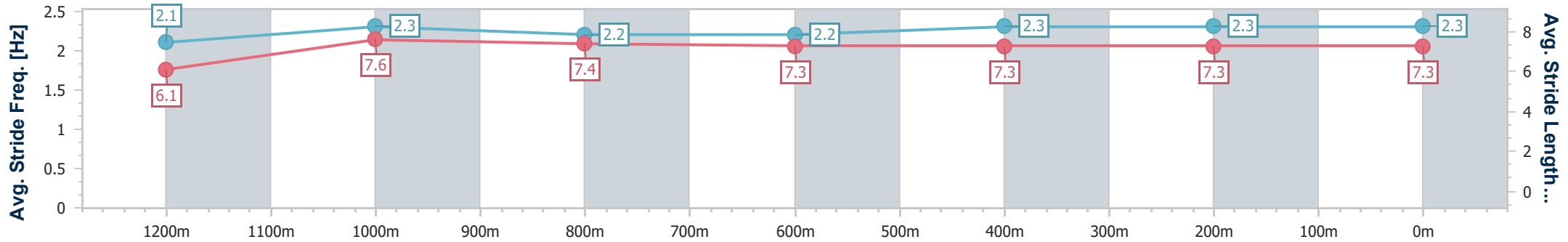
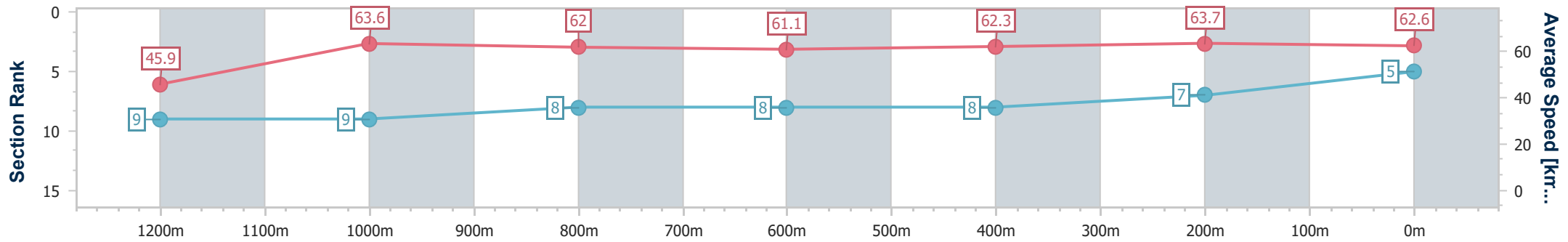
Race 8: RAY WHITE IPSWICH Class 3 Handicap - 1350m

25 September 2023 - 16:57



Track Rating: Good 4, Weather: Fine, Rail Position: +10m Entire

Section	Overall	1200m	1000m	800m	600m	400m	200m
Section Times	1:20.94 [5] (0:11.76)	1:09.18 [9] (0:11.33)	0:57.85 [9] (0:11.61)	0:46.24 [8] (0:11.83)	0:34.41 [8] (0:11.58)	0:22.83 [8] (0:11.38)	0:11.45 [7]
Average Speed [km/h]	45.9	63.6	62.0	61.1	62.3	63.7	62.6
Top Speed [km/h]	63.4	64.6	63.5	62.4	64.7	64.6	64.3
Avg. Dist. to Rail [m]	0.6	1.0	0.4	0.8	0.7	2.4	1.8
Avg. Stride Freq. [Hz]	2.1	2.3	2.2	2.2	2.3	2.3	2.3
Avg. Stride Length [m]	6.1	7.6	7.4	7.3	7.3	7.3	7.3



- [ ] Ranking at each section and finish
- .-.- No data available at this section
- NA No data available



Horse/Jockey Name	Mensa Maestro
Final Rank	6
Fastest Section Time (Section)	0:10.91 (Overall)
Top Speed [km/h] (Section)	69.0 (1200m)
Race State	Finished



### Ipswich QLD Professional

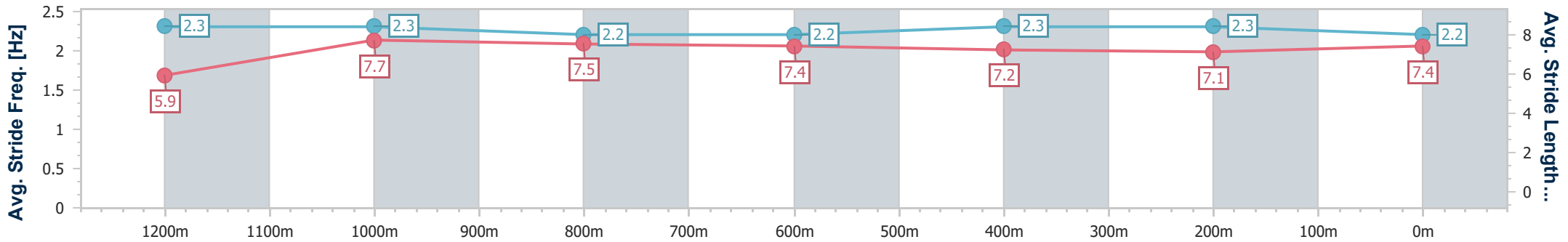
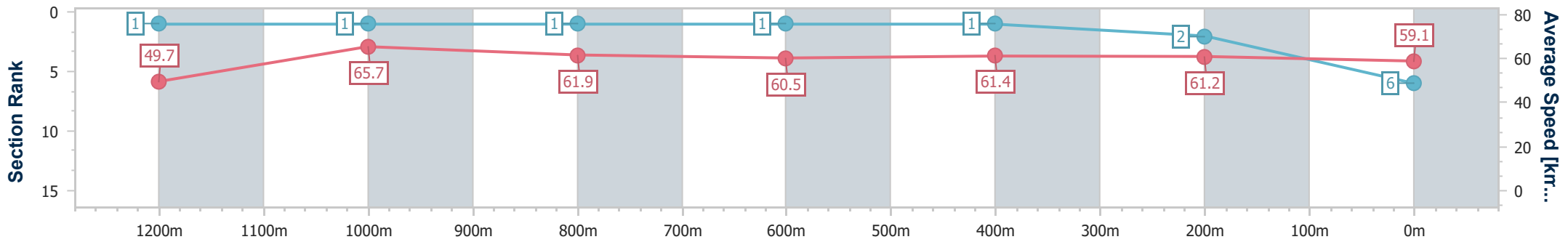
Race 8: RAY WHITE IPSWICH Class 3 Handicap - 1350m

25 September 2023 - 16:57



Track Rating: Good 4, Weather: Fine, Rail Position: +10m Entire

Section	Overall	1200m	1000m	800m	600m	400m	200m
Section Times	1:21.09 [6] (0:10.91)	1:10.18 [1] (0:10.96)	0:59.22 [1] (0:11.63)	0:47.59 [1] (0:11.94)	0:35.65 [1] (0:11.73)	0:23.92 [1] (0:11.79)	0:12.13 [2] (0:12.13)
Average Speed [km/h]	49.7	65.7	61.9	60.5	61.4	61.2	59.1
Top Speed [km/h]	68.6	69.0	63.2	61.1	62.3	62.0	61.0
Avg. Dist. to Rail [m]	6.9	2.4	0.4	0.9	0.4	0.6	0.7
Avg. Stride Freq. [Hz]	2.3	2.3	2.2	2.2	2.3	2.3	2.2
Avg. Stride Length [m]	5.9	7.7	7.5	7.4	7.2	7.1	7.4



- [ ] Ranking at each section and finish
- .-.- No data available at this section
- NA No data available





Horse/Jockey Name	Turn Up The Night
Final Rank	7
Fastest Section Time (Section)	0:11.34 (1200m)
Top Speed [km/h] (Section)	65.0 (400m)
Race State	Finished



### Ipswich QLD Professional

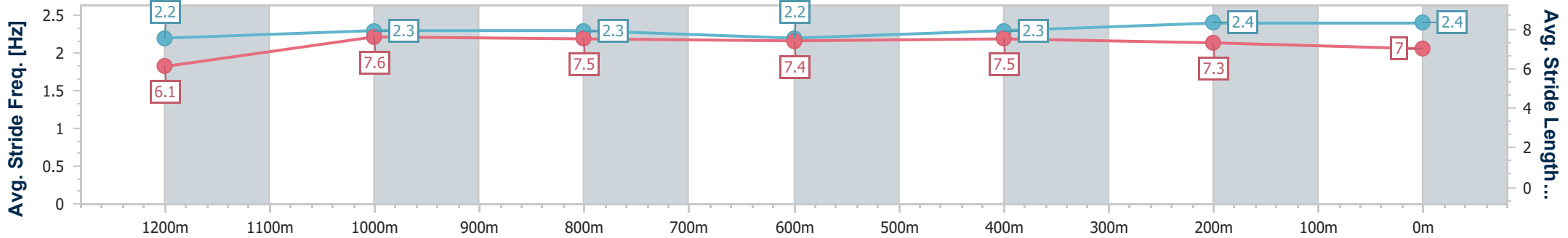
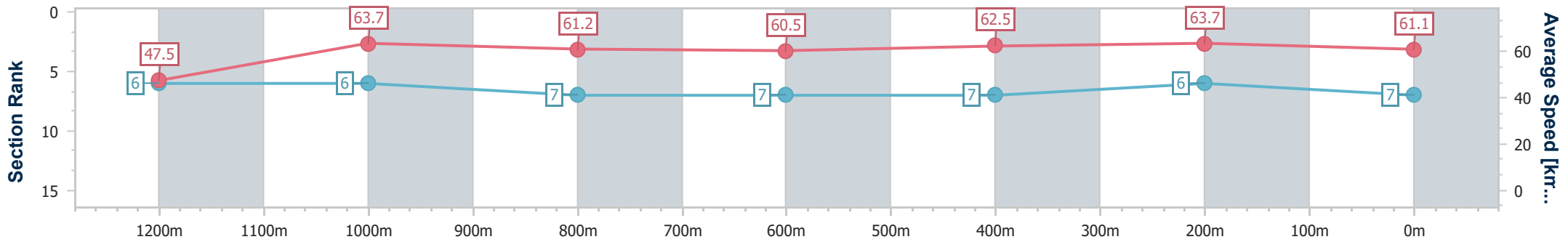
Race 8: RAY WHITE IPSWICH Class 3 Handicap - 1350m

25 September 2023 - 16:57



Track Rating: Good 4, Weather: Fine, Rail Position: +10m Entire

Section	Overall	1200m	1000m	800m	600m	400m	200m
Section Times	1:21.20 [7] (0:11.39)	1:09.81 [6] (0:11.34)	0:58.47 [6] (0:11.77)	0:46.70 [7] (0:11.95)	0:34.75 [7] (0:11.58)	0:23.17 [7] (0:11.43)	0:11.74 [6] (0:11.74)
Average Speed [km/h]	47.5	63.7	61.2	60.5	62.5	63.7	61.1
Top Speed [km/h]	62.5	64.3	63.4	60.9	65.0	65.0	63.2
Avg. Dist. to Rail [m]	4.3	2.1	0.5	1.1	1.1	4.5	5.9
Avg. Stride Freq. [Hz]	2.2	2.3	2.3	2.2	2.3	2.4	2.4
Avg. Stride Length [m]	6.1	7.6	7.5	7.4	7.5	7.3	7.0



- [ ] Ranking at each section and finish
- .-.- No data available at this section
- NA No data available



Horse/Jockey Name	Sea Palling
Final Rank	8
Fastest Section Time (Section)	0:11.21 (1200m)
Top Speed [km/h] (Section)	65.4 (1200m)
Race State	Finished



### Ipswich QLD Professional

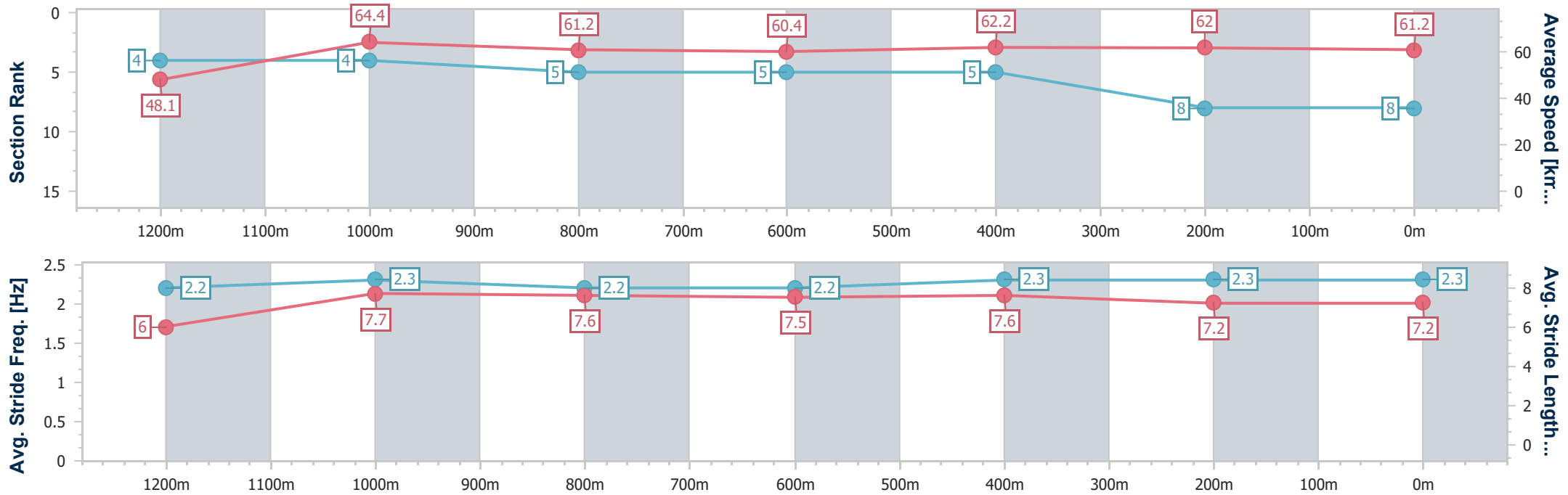
Race 8: RAY WHITE IPSWICH Class 3 Handicap - 1350m

25 September 2023 - 16:57



Track Rating: Good 4, Weather: Fine, Rail Position: +10m Entire

Section	Overall	1200m	1000m	800m	600m	400m	200m
Section Times	1:21.23 [8] (0:11.24)	1:09.99 [4] (0:11.21)	0:58.78 [4] (0:11.77)	0:47.01 [5] (0:11.97)	0:35.04 [5] (0:11.63)	0:23.41 [5] (0:11.69)	0:11.72 [8] (0:11.72)
Average Speed [km/h]	48.1	64.4	61.2	60.4	62.2	62.0	61.2
Top Speed [km/h]	63.4	65.4	62.5	61.3	63.8	63.7	62.7
Avg. Dist. to Rail [m]	2.2	1.9	0.6	1.2	1.2	3.4	4.5
Avg. Stride Freq. [Hz]	2.2	2.3	2.2	2.2	2.3	2.3	2.3
Avg. Stride Length [m]	6.0	7.7	7.6	7.5	7.6	7.2	7.2



- [ ] Ranking at each section and finish
- .-.- No data available at this section
- NA No data available



Horse/Jockey Name	Radiant Queen
Final Rank	9
Fastest Section Time (Section)	0:11.40 (1200m)
Top Speed [km/h] (Section)	64.7 (1200m)
Race State	Finished



Ipswich QLD Professional

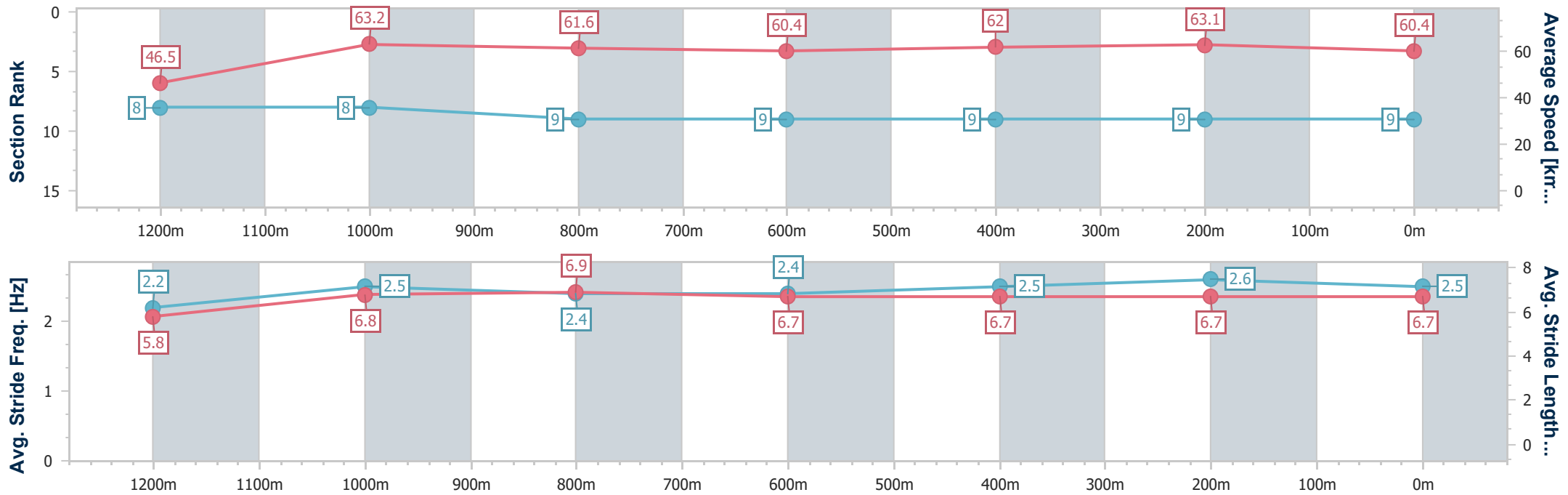
Race 8: RAY WHITE IPSWICH Class 3 Handicap - 1350m

25 September 2023 - 16:57



Track Rating: Good 4, Weather: Fine, Rail Position: +10m Entire

Section	Overall	1200m	1000m	800m	600m	400m	200m
Section Times	1:21.81 [9] (0:11.65)	1:10.16 [8] (0:11.40)	0:58.76 [8] (0:11.72)	0:47.04 [9] (0:12.00)	0:35.04 [9] (0:11.66)	0:23.38 [9] (0:11.51)	0:11.87 [9] (0:11.87)
Average Speed [km/h]	46.5	63.2	61.6	60.4	62.0	63.1	60.4
Top Speed [km/h]	60.8	64.7	64.0	62.4	64.5	64.3	62.3
Avg. Dist. to Rail [m]	7.0	2.6	1.0	1.9	1.2	2.1	0.5
Avg. Stride Freq. [Hz]	2.2	2.5	2.4	2.4	2.5	2.6	2.5
Avg. Stride Length [m]	5.8	6.8	6.9	6.7	6.7	6.7	6.7



- [ ] Ranking at each section and finish
- .-.- No data available at this section
- NA No data available