

Track Rating: Good 4, Weather: Fine, Rail Position: +4m

Section		Overall									Last 600m		
Field Times		0:58.30 (0:13.22)									0:34.37		
		800m			600m			400m			200m		
		0:45.08 (0:10.71)			0:34.37 (0:11.27)			0:23.10 (0:11.25)			0:11.85 (0:11.85)		
Rank	TAB	Horse/Jockey	Barrier	Top Speed [km/h]	Fastest Section	Overall	800m	600m	400m	200m	Margin	Last 600m	Distance Travelled [m]
1	4	THELWELL Justin Stanley	15	69.0 800m	0:10.91 800m	0:58.30 [1] (0:13.37)	0:44.93 [6] (0:10.91)	0:34.02 [8] (0:11.28)	0:22.74 [9] (0:10.92)	0:11.82 [3] (0:11.82)	0:58.30	0:34.02	
2	5	TRIBECA STAR Ben Thompson	13	69.7 800m	0:10.70 800m	0:58.34 [2] (0:13.53)	0:44.81 [10] (0:10.70)	0:34.11 [7] (0:11.17)	0:22.94 [7] (0:11.06)	0:11.88 [2] (0:11.88)	0.2L	0:34.11	-2
3	7	HEROIC MISS Justin Huxtable	19	69.0 800m	0:10.75 800m	0:58.48 [3] (0:13.74)	0:44.74 [12] (0:10.75)	0:33.99 [11] (0:11.19)	0:22.80 [11] (0:11.10)	0:11.70 [9] (0:11.70)	1L	0:33.99	-4
4	1	HURTS SO GOOD Damien Thornton	14	68.6 800m	0:10.79 800m	0:58.58 [4] (0:13.77)	0:44.81 [13] (0:10.79)	0:34.02 [13] (0:11.16)	0:22.86 [12] (0:11.06)	0:11.80 [10] (0:11.80)	1.5L	0:34.02	-4
5	15	HEARTONI Bailey Wheeler	7	69.9 800m	0:10.74 800m	0:58.66 [5] (0:13.25)	0:45.41 [5] (0:10.74)	0:34.67 [3] (0:11.24)	0:23.43 [2] (0:11.32)	0:12.11 [5] (0:12.11)	1.9L	0:34.67	-5
5	2	SIR CARTER Mark Du Plessis	17	69.0 Overall	0:10.76 800m	0:58.66 [5] (0:13.22)	0:45.44 [1] (0:10.76)	0:34.68 [2] (0:11.22)	0:23.46 [1] (0:11.25)	0:12.21 [1] (0:12.21)	1.9L	0:34.68	-4
7	23	OUR DRUMMER Sean Cormack	18	68.4 800m	0:10.80 800m	0:58.74 [7] (0:13.87)	0:44.87 [14] (0:10.80)	0:34.07 [14] (0:11.09)	0:22.98 [13] (0:11.06)	0:11.92 [11] (0:11.92)	2.2L	0:34.07	-1
8	9	OCEAN ENDEAVOUR Jaden Lloyd	1	70.3 Overall	0:10.64 800m	0:58.81 [8] (0:13.51)	0:45.30 [9] (0:10.64)	0:34.66 [6] (0:11.21)	0:23.45 [5] (0:11.16)	0:12.29 [4] (0:12.29)	2.5L	0:34.66	-8
9	10	ROMANOVA Boris Thornton	12	69.0 Overall	0:10.78 800m	0:59.15 [9] (0:13.22)	0:45.93 [3] (0:10.78)	0:35.15 [4] (0:11.28)	0:23.87 [4] (0:11.44)	0:12.43 [7] (0:12.43)	4.3L	0:35.15	-2
10	13	BORRELLI James Orman	3	70.0 Overall	0:10.70 800m	0:59.22 [10] (0:13.23)	0:45.99 [4] (0:10.70)	0:35.29 [1] (0:11.32)	0:23.97 [3] (0:11.38)	0:12.59 [6] (0:12.59)	4.6L	0:35.29	-11

Scratched: Wish I Had (#21), Everlasting Stars (#18), Icy Isea (#8), Thankful Heart (#3), Action King (#12), Fastheartbeat (#14), Noble Style (#16), Tantrums (#24), Rustic Boom (#17), Foggy Dew (#20)



Sunshine Coast QLD Professional
Race 6: TAB 100'S & 1000'S Class 1 Plate - 1000m
29 September 2023 - 20:02



Track Rating: Good 4, Weather: Fine, Rail Position: +4m

Section		Overall	800m	600m	400m	200m	Last 600m					
Field Times		0:58.30 (0:13.22)	0:45.08 (0:10.71)	0:34.37 (0:11.27)	0:23.10 (0:11.25)	0:11.85 (0:11.85)	0:34.37					
Rank	TAB Horse/Jockey	Barrier	Top Speed [km/h]	Fastest Section	Margin					Distance Travelled [m]		
11	6 BOLD AND SMOOTH Taylor Marshall	21	69.2 800m	0:11.06 800m	0:59.28 [11] (0:13.49)	0:45.79 [8] (0:11.06)	0:34.73 [12] (0:11.29)	0:23.44 [14] (0:11.16)	0:12.28 [14] (0:12.28)	4.8L	0:34.73	+2
12	22 ANNAKURI Jai Williams	20	68.9 Overall	0:10.88 800m	0:59.40 [12] (0:13.22)	0:46.18 [2] (0:10.88)	0:35.30 [5] (0:11.27)	0:24.03 [6] (0:11.35)	0:12.68 [8] (0:12.68)	5.3L	0:35.30	+1
13	11 VERGE Emily Lang	2	69.8 800m	0:10.76 800m	0:59.46 [13] (0:13.55)	0:45.91 [11] (0:10.76)	0:35.15 [10] (0:11.24)	0:23.91 [8] (0:11.44)	0:12.47 [13] (0:12.47)	5.5L	0:35.15	-4
14	19 COODARADY Luke Tarrant	10	70.4 Overall	0:10.85 800m	0:59.71 [14] (0:13.45)	0:46.26 [7] (0:10.85)	0:35.41 [9] (0:11.31)	0:24.10 [10] (0:11.30)	0:12.80 [12] (0:12.80)	6.8L	0:35.41	+0

Scratched: Wish I Had (#21), Everlasting Stars (#18), Icy Isea (#8), Thankful Heart (#3), Action King (#12), Fastheartbeat (#14), Noble Style (#16), Tantrums (#24), Rustic Boom (#17), Foggy Dew (#20)

[] Ranking at each section and finish
 -:-:-:- No data available at this section
 NA No data available

SCN Saddle cloth number
 DNF Did not finish
 DNT Did not track



Horse/Jockey Name	Thelwell
Final Rank	1
Fastest Section Time (Section)	0:10.91 (800m)
Top Speed [km/h] (Section)	69.0 (800m)
Race State	Finished



Sunshine Coast QLD Professional

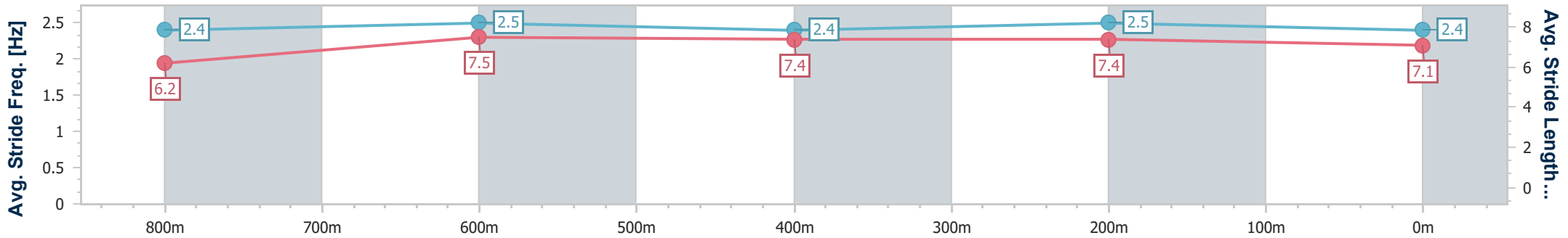
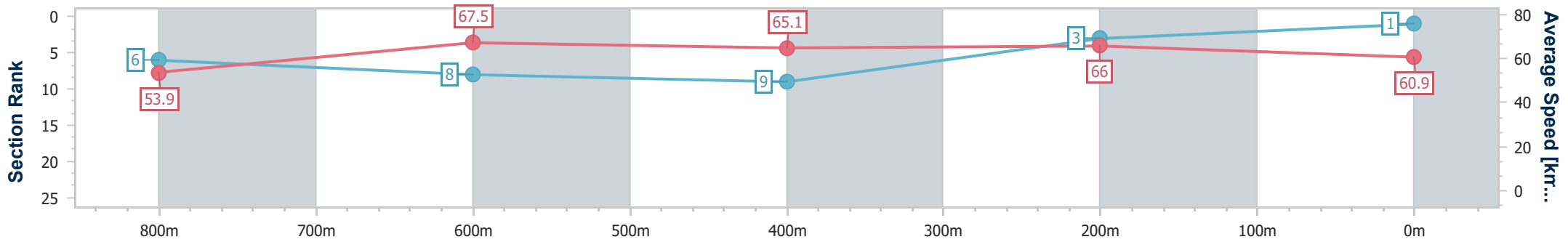
Race 6: TAB 100'S & 1000'S Class 1 Plate - 1000m



29 September 2023 - 20:02

Track Rating: Good 4, Weather: Fine, Rail Position: +4m

Section	Overall	800m	600m	400m	200m
Section Times	0:58.30 [1] (0:13.37)	0:44.93 [6] (0:10.91)	0:34.02 [8] (0:11.28)	0:22.74 [9] (0:10.92)	0:11.82 [3] (0:11.82)
Average Speed [km/h]	53.9	67.5	65.1	66.0	60.9
Top Speed [km/h]	68.9	69.0	66.2	66.8	64.4
Avg. Dist. to Rail [m]	9.4	5.4	3.5	5.7	8.7
Avg. Stride Freq. [Hz]	2.4	2.5	2.4	2.5	2.4
Avg. Stride Length [m]	6.2	7.5	7.4	7.4	7.1



- [] Ranking at each section and finish
- .-.-.- No data available at this section
- NA No data available



Horse/Jockey Name	Tribeca Star
Final Rank	2
Fastest Section Time (Section)	0:10.70 (800m)
Top Speed [km/h] (Section)	69.7 (800m)
Race State	Finished



Sunshine Coast QLD Professional

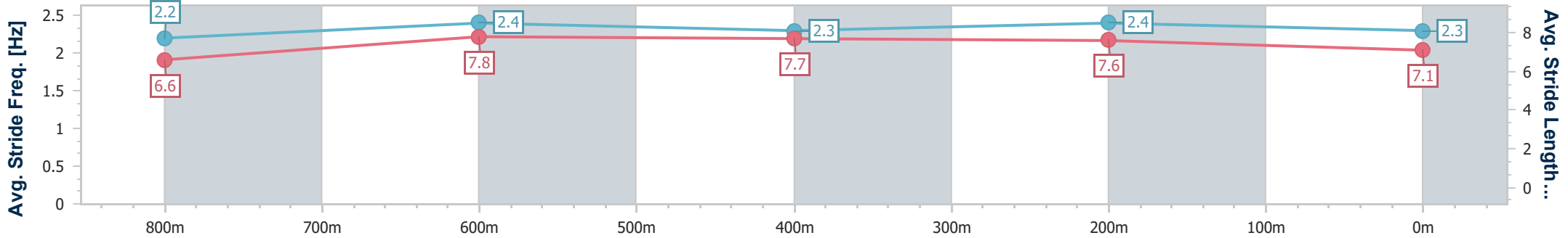
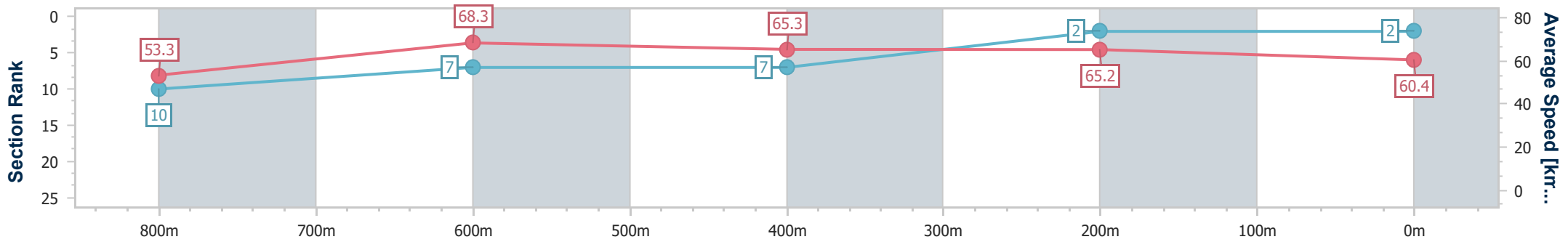
Race 6: TAB 100'S & 1000'S Class 1 Plate - 1000m



29 September 2023 - 20:02

Track Rating: Good 4, Weather: Fine, Rail Position: +4m

Section	Overall	800m	600m	400m	200m
Section Times	0:58.34 [2] (0:13.53)	0:44.81 [10] (0:10.70)	0:34.11 [7] (0:11.17)	0:22.94 [7] (0:11.06)	0:11.88 [2] (0:11.88)
Average Speed [km/h]	53.3	68.3	65.3	65.2	60.4
Top Speed [km/h]	69.5	69.7	67.6	67.0	65.3
Avg. Dist. to Rail [m]	7.0	3.7	2.3	6.2	9.4
Avg. Stride Freq. [Hz]	2.2	2.4	2.3	2.4	2.3
Avg. Stride Length [m]	6.6	7.8	7.7	7.6	7.1



- [] Ranking at each section and finish
- .-.- No data available at this section
- NA No data available



Horse/Jockey Name	Heroic Miss
Final Rank	3
Fastest Section Time (Section)	0:10.75 (800m)
Top Speed [km/h] (Section)	69.0 (800m)
Race State	Finished



Sunshine Coast QLD Professional

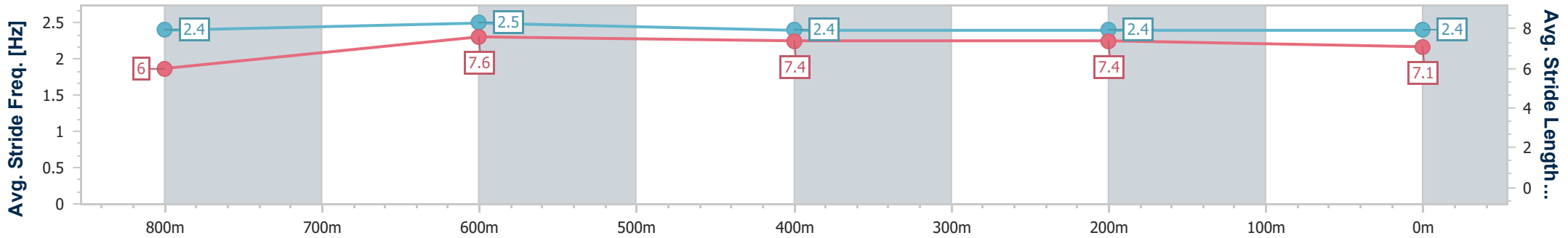
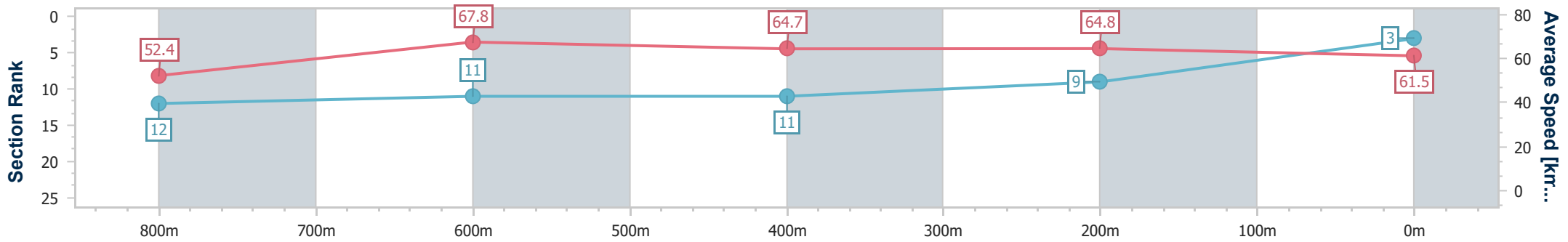
Race 6: TAB 100'S & 1000'S Class 1 Plate - 1000m



29 September 2023 - 20:02

Track Rating: Good 4, Weather: Fine, Rail Position: +4m

Section	Overall	800m	600m	400m	200m
Section Times	0:58.48 [3] (0:13.74)	0:44.74 [12] (0:10.75)	0:33.99 [11] (0:11.19)	0:22.80 [11] (0:11.10)	0:11.70 [9] (0:11.70)
Average Speed [km/h]	52.4	67.8	64.7	64.8	61.5
Top Speed [km/h]	66.3	69.0	66.6	66.6	63.9
Avg. Dist. to Rail [m]	10.5	3.9	0.9	4.2	8.5
Avg. Stride Freq. [Hz]	2.4	2.5	2.4	2.4	2.4
Avg. Stride Length [m]	6.0	7.6	7.4	7.4	7.1



- [] Ranking at each section and finish
- .-.- No data available at this section
- NA No data available



Horse/Jockey Name	Hurts So Good
Final Rank	4
Fastest Section Time (Section)	0:10.79 (800m)
Top Speed [km/h] (Section)	68.6 (800m)
Race State	Finished



Sunshine Coast QLD Professional

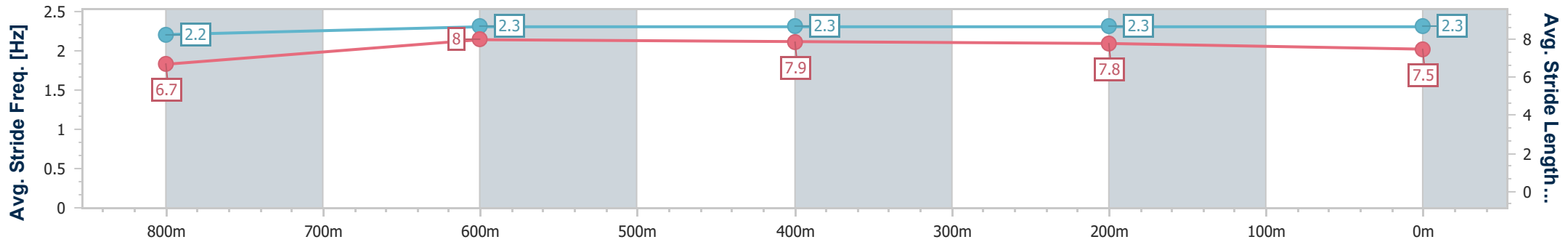
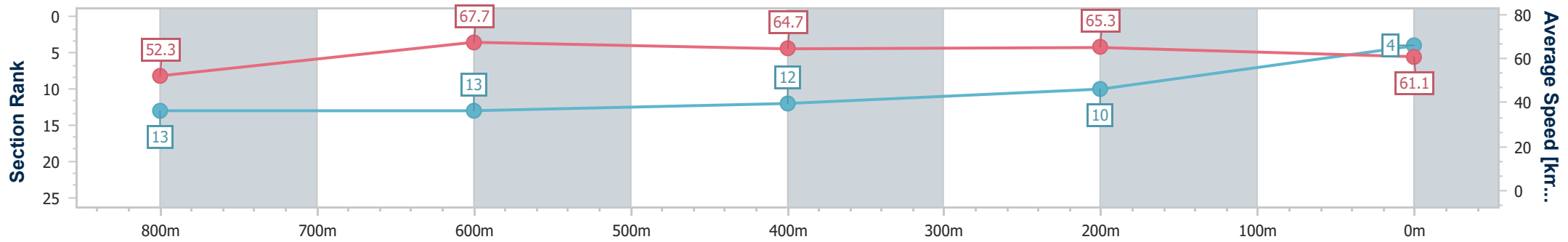
Race 6: TAB 100'S & 1000'S Class 1 Plate - 1000m



29 September 2023 - 20:02

Track Rating: Good 4, Weather: Fine, Rail Position: +4m

Section	Overall	800m	600m	400m	200m
Section Times	0:58.58 [4] (0:13.77)	0:44.81 [13] (0:10.79)	0:34.02 [13] (0:11.16)	0:22.86 [12] (0:11.06)	0:11.80 [10] (0:11.80)
Average Speed [km/h]	52.3	67.7	64.7	65.3	61.1
Top Speed [km/h]	67.6	68.6	65.5	66.4	64.9
Avg. Dist. to Rail [m]	8.8	3.7	0.9	4.0	5.4
Avg. Stride Freq. [Hz]	2.2	2.3	2.3	2.3	2.3
Avg. Stride Length [m]	6.7	8.0	7.9	7.8	7.5



- [] Ranking at each section and finish
- .-.- No data available at this section
- NA No data available



Horse/Jockey Name	Heartoni
Final Rank	5
Fastest Section Time (Section)	0:10.74 (800m)
Top Speed [km/h] (Section)	69.9 (800m)
Race State	Finished



Sunshine Coast QLD Professional

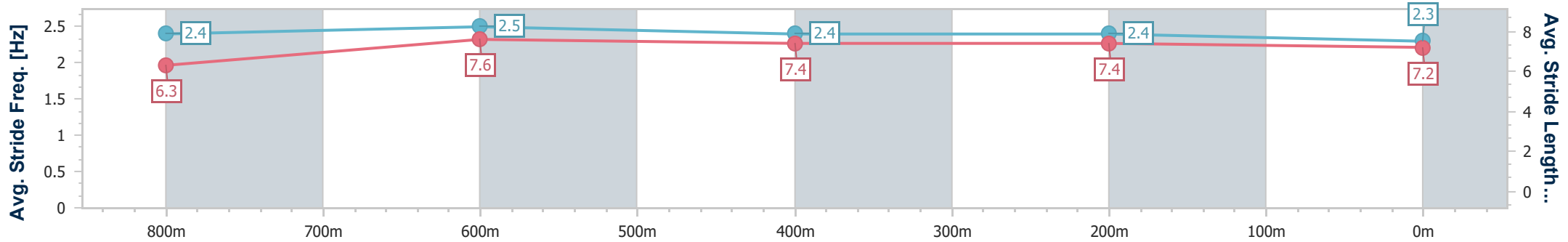
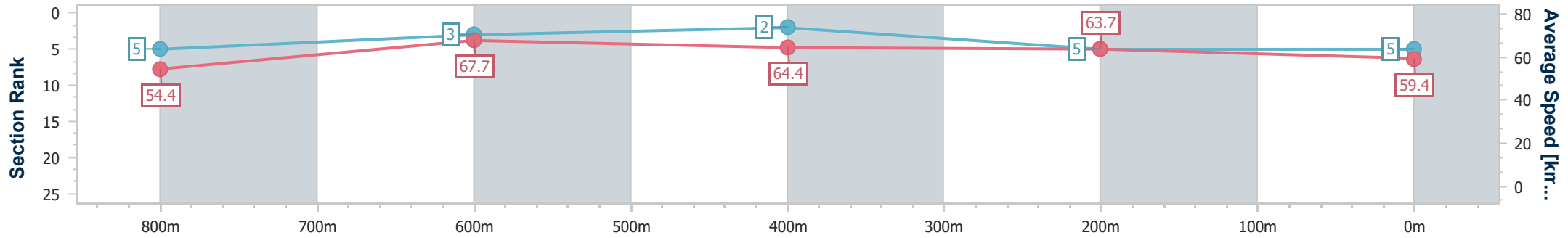
Race 6: TAB 100'S & 1000'S Class 1 Plate - 1000m



29 September 2023 - 20:02

Track Rating: Good 4, Weather: Fine, Rail Position: +4m

Section	Overall	800m	600m	400m	200m
Section Times	0:58.66 [5] (0:13.25)	0:45.41 [5] (0:10.74)	0:34.67 [3] (0:11.24)	0:23.43 [2] (0:11.32)	0:12.11 [5] (0:12.11)
Average Speed [km/h]	54.4	67.7	64.4	63.7	59.4
Top Speed [km/h]	69.8	69.9	65.9	65.0	62.7
Avg. Dist. to Rail [m]	4.7	3.0	1.1	3.2	5.1
Avg. Stride Freq. [Hz]	2.4	2.5	2.4	2.4	2.3
Avg. Stride Length [m]	6.3	7.6	7.4	7.4	7.2



- [] Ranking at each section and finish
- .-.- No data available at this section
- NA No data available



Horse/Jockey Name	Sir Carter
Final Rank	5
Fastest Section Time (Section)	0:10.76 (800m)
Top Speed [km/h] (Section)	69.0 (Overall)
Race State	Finished



Sunshine Coast QLD Professional

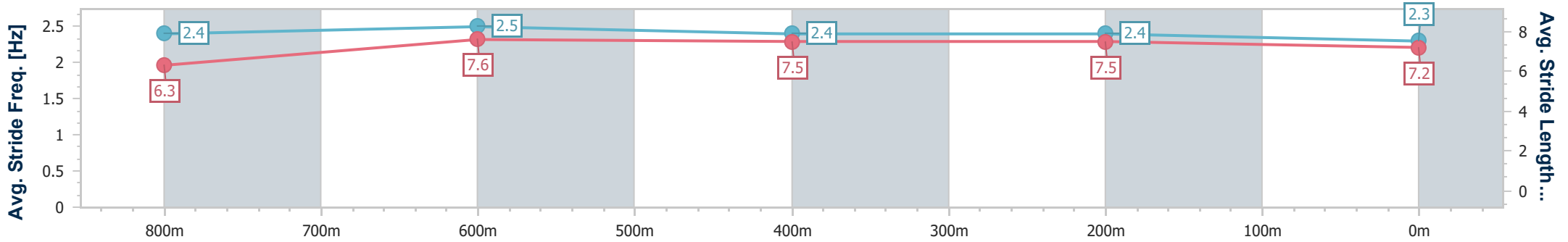
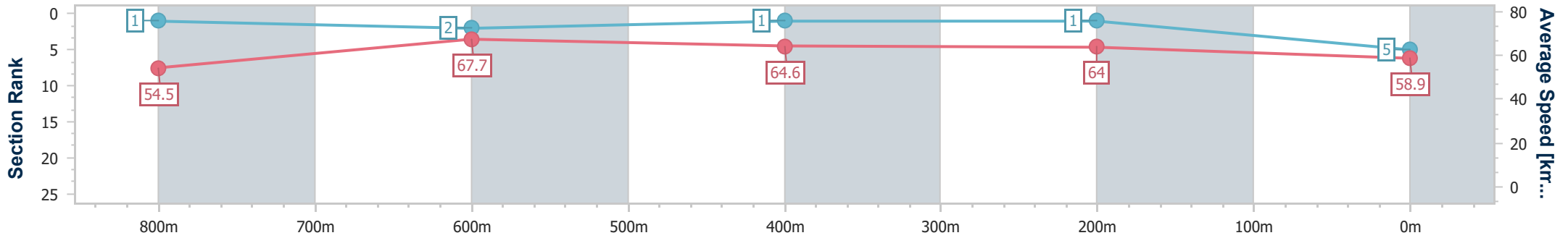
Race 6: TAB 100'S & 1000'S Class 1 Plate - 1000m



29 September 2023 - 20:02

Track Rating: Good 4, Weather: Fine, Rail Position: +4m

Section	Overall	800m	600m	400m	200m
Section Times	0:58.66 [5] (0:13.22)	0:45.44 [1] (0:10.76)	0:34.68 [2] (0:11.22)	0:23.46 [1] (0:11.25)	0:12.21 [1] (0:12.21)
Average Speed [km/h]	54.5	67.7	64.6	64.0	58.9
Top Speed [km/h]	69.0	68.9	67.2	66.1	62.7
Avg. Dist. to Rail [m]	10.4	3.5	1.1	4.0	6.0
Avg. Stride Freq. [Hz]	2.4	2.5	2.4	2.4	2.3
Avg. Stride Length [m]	6.3	7.6	7.5	7.5	7.2



- [] Ranking at each section and finish
- .-.- No data available at this section
- NA No data available



Horse/Jockey Name	Our Drummer
Final Rank	7
Fastest Section Time (Section)	0:10.80 (800m)
Top Speed [km/h] (Section)	68.4 (800m)
Race State	Finished



Sunshine Coast QLD Professional

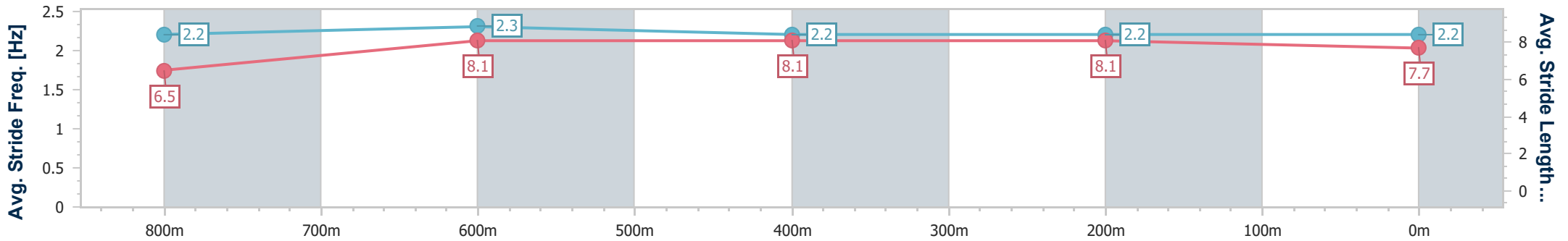
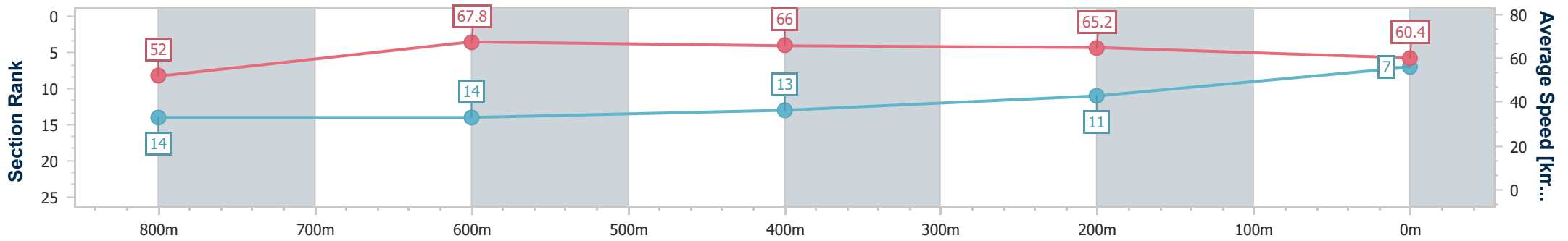
Race 6: TAB 100'S & 1000'S Class 1 Plate - 1000m

29 September 2023 - 20:02

Track Rating: Good 4, Weather: Fine, Rail Position: +4m



Section	Overall	800m	600m	400m	200m
Section Times	0:58.74 [7] (0:13.87)	0:44.87 [14] (0:10.80)	0:34.07 [14] (0:11.09)	0:22.98 [13] (0:11.06)	0:11.92 [11] (0:11.92)
Average Speed [km/h]	52.0	67.8	66.0	65.2	60.4
Top Speed [km/h]	67.7	68.4	66.8	65.9	63.7
Avg. Dist. to Rail [m]	10.9	4.5	3.1	8.0	12.5
Avg. Stride Freq. [Hz]	2.2	2.3	2.2	2.2	2.2
Avg. Stride Length [m]	6.5	8.1	8.1	8.1	7.7



- [] Ranking at each section and finish
- .-.-.- No data available at this section
- NA No data available



Horse/Jockey Name	Ocean Endeavour
Final Rank	8
Fastest Section Time (Section)	0:10.64 (800m)
Top Speed [km/h] (Section)	70.3 (Overall)
Race State	Finished



Sunshine Coast QLD Professional

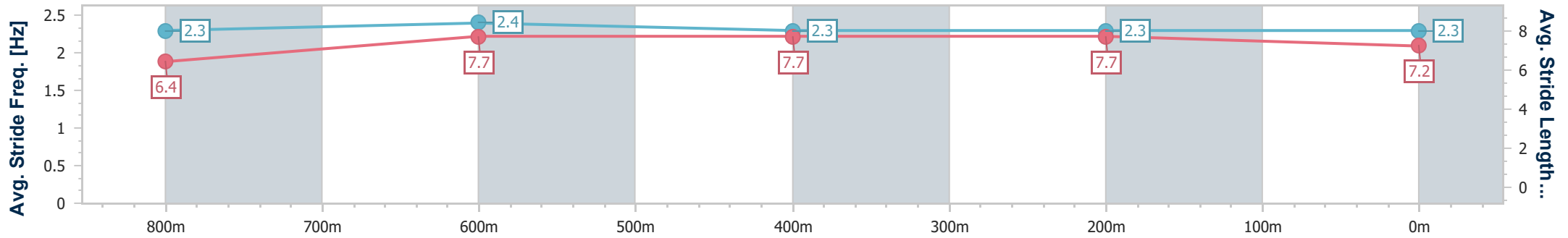
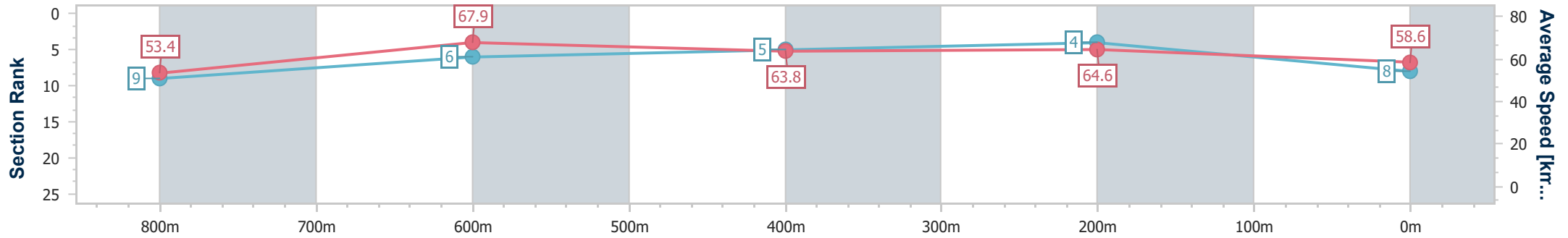
Race 6: TAB 100'S & 1000'S Class 1 Plate - 1000m



29 September 2023 - 20:02

Track Rating: Good 4, Weather: Fine, Rail Position: +4m

Section	Overall	800m	600m	400m	200m
Section Times	0:58.81 [8] (0:13.51)	0:45.30 [9] (0:10.64)	0:34.66 [6] (0:11.21)	0:23.45 [5] (0:11.16)	0:12.29 [4] (0:12.29)
Average Speed [km/h]	53.4	67.9	63.8	64.6	58.6
Top Speed [km/h]	70.3	70.3	65.2	65.5	63.3
Avg. Dist. to Rail [m]	2.3	1.6	1.0	0.6	1.3
Avg. Stride Freq. [Hz]	2.3	2.4	2.3	2.3	2.3
Avg. Stride Length [m]	6.4	7.7	7.7	7.7	7.2



- [] Ranking at each section and finish
- .-.-.- No data available at this section
- NA No data available



Horse/Jockey Name	Romanova
Final Rank	9
Fastest Section Time (Section)	0:10.78 (800m)
Top Speed [km/h] (Section)	69.0 (Overall)
Race State	Finished



Sunshine Coast QLD Professional

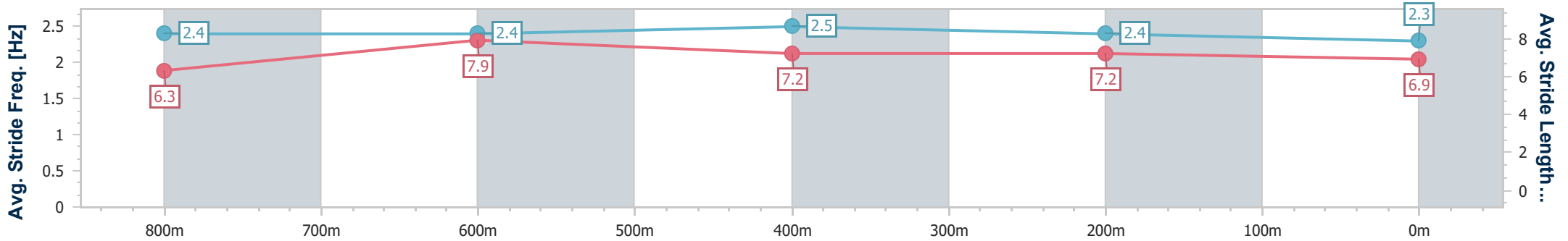
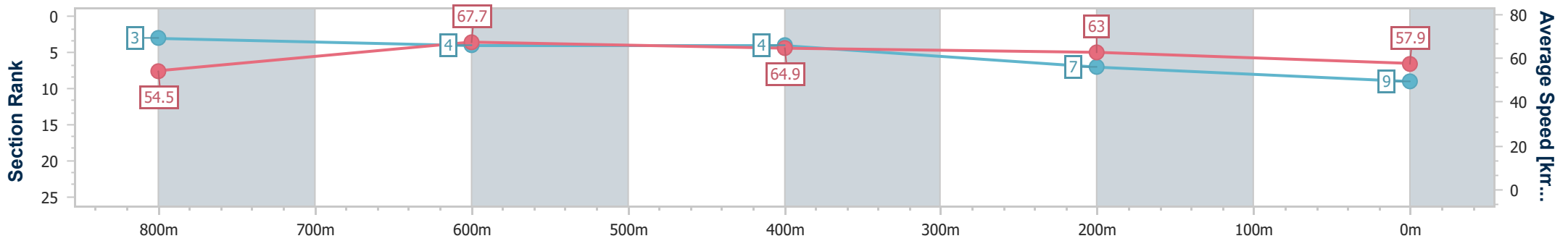
Race 6: TAB 100'S & 1000'S Class 1 Plate - 1000m



29 September 2023 - 20:02

Track Rating: Good 4, Weather: Fine, Rail Position: +4m

Section	Overall	800m	600m	400m	200m
Section Times	0:59.15 [9] (0:13.22)	0:45.93 [3] (0:10.78)	0:35.15 [4] (0:11.28)	0:23.87 [4] (0:11.44)	0:12.43 [7] (0:12.43)
Average Speed [km/h]	54.5	67.7	64.9	63.0	57.9
Top Speed [km/h]	69.0	69.0	66.8	64.8	60.7
Avg. Dist. to Rail [m]	6.1	3.4	3.2	5.6	6.4
Avg. Stride Freq. [Hz]	2.4	2.4	2.5	2.4	2.3
Avg. Stride Length [m]	6.3	7.9	7.2	7.2	6.9



- [] Ranking at each section and finish
- .-.- No data available at this section
- NA No data available



Horse/Jockey Name	Borrelli
Final Rank	10
Fastest Section Time (Section)	0:10.70 (800m)
Top Speed [km/h] (Section)	70.0 (Overall)
Race State	Finished



Sunshine Coast QLD Professional

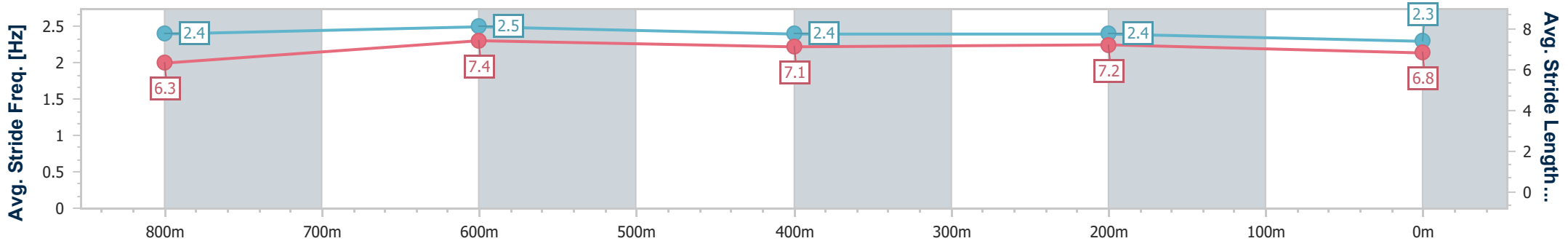
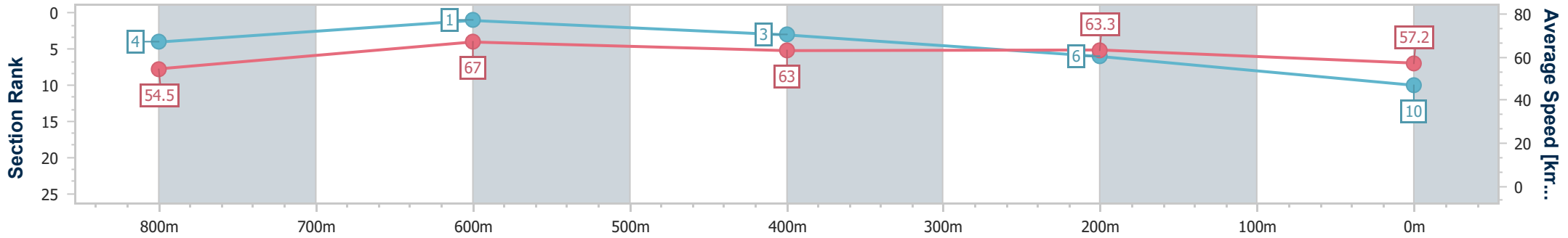
Race 6: TAB 100'S & 1000'S Class 1 Plate - 1000m



29 September 2023 - 20:02

Track Rating: Good 4, Weather: Fine, Rail Position: +4m

Section	Overall	800m	600m	400m	200m
Section Times	0:59.22 [10] (0:13.23)	0:45.99 [4] (0:10.70)	0:35.29 [1] (0:11.32)	0:23.97 [3] (0:11.38)	0:12.59 [6] (0:12.59)
Average Speed [km/h]	54.5	67.0	63.0	63.3	57.2
Top Speed [km/h]	70.0	69.2	65.7	65.1	62.0
Avg. Dist. to Rail [m]	3.5	1.7	1.8	1.4	2.4
Avg. Stride Freq. [Hz]	2.4	2.5	2.4	2.4	2.3
Avg. Stride Length [m]	6.3	7.4	7.1	7.2	6.8



- [] Ranking at each section and finish
- .-.- No data available at this section
- NA No data available



Horse/Jockey Name	Bold And Smooth
Final Rank	11
Fastest Section Time (Section)	0:11.06 (800m)
Top Speed [km/h] (Section)	69.2 (800m)
Race State	Finished



Sunshine Coast QLD Professional

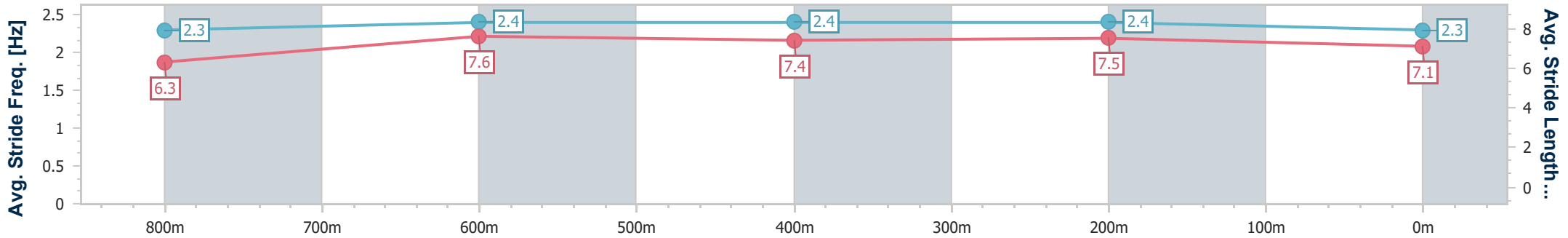
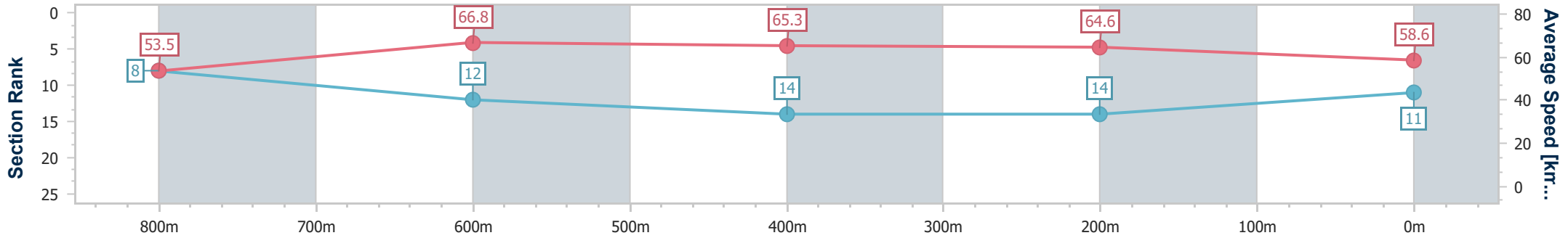
Race 6: TAB 100'S & 1000'S Class 1 Plate - 1000m

29 September 2023 - 20:02

Track Rating: Good 4, Weather: Fine, Rail Position: +4m



Section	Overall	800m	600m	400m	200m
Section Times	0:59.28 [11] (0:13.49)	0:45.79 [8] (0:11.06)	0:34.73 [12] (0:11.29)	0:23.44 [14] (0:11.16)	0:12.28 [14] (0:12.28)
Average Speed [km/h]	53.5	66.8	65.3	64.6	58.6
Top Speed [km/h]	69.1	69.2	67.8	67.9	61.8
Avg. Dist. to Rail [m]	13.9	6.3	4.3	8.4	12.7
Avg. Stride Freq. [Hz]	2.3	2.4	2.4	2.4	2.3
Avg. Stride Length [m]	6.3	7.6	7.4	7.5	7.1



- [] Ranking at each section and finish
- .-.- No data available at this section
- NA No data available



Horse/Jockey Name	Annakuri
Final Rank	12
Fastest Section Time (Section)	0:10.88 (800m)
Top Speed [km/h] (Section)	68.9 (Overall)
Race State	Finished



Sunshine Coast QLD Professional

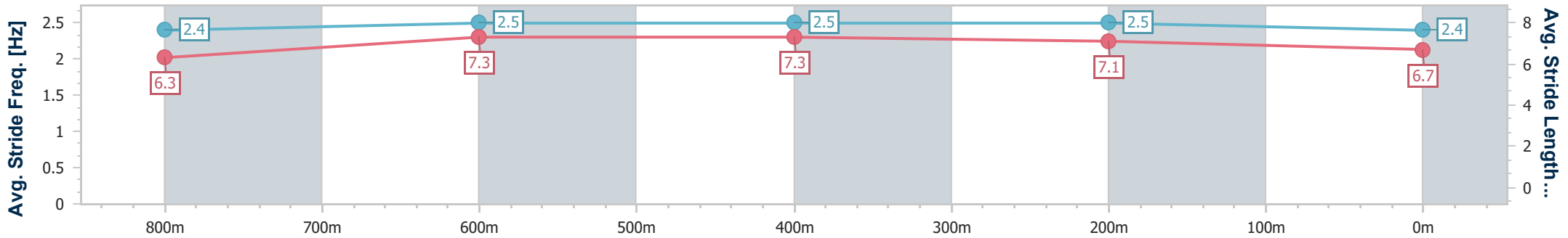
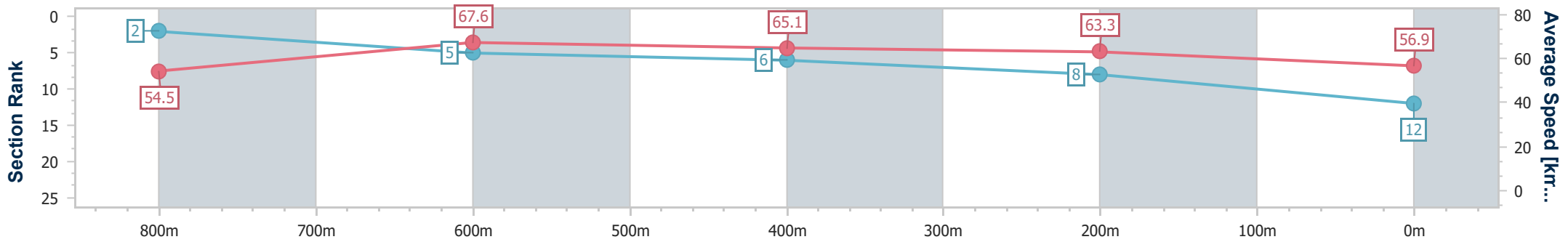
Race 6: TAB 100'S & 1000'S Class 1 Plate - 1000m



29 September 2023 - 20:02

Track Rating: Good 4, Weather: Fine, Rail Position: +4m

Section	Overall	800m	600m	400m	200m
Section Times	0:59.40 [12] (0:13.22)	0:46.18 [2] (0:10.88)	0:35.30 [5] (0:11.27)	0:24.03 [6] (0:11.35)	0:12.68 [8] (0:12.68)
Average Speed [km/h]	54.5	67.6	65.1	63.3	56.9
Top Speed [km/h]	68.9	68.7	67.3	65.0	60.9
Avg. Dist. to Rail [m]	13.1	6.0	3.1	5.6	10.2
Avg. Stride Freq. [Hz]	2.4	2.5	2.5	2.5	2.4
Avg. Stride Length [m]	6.3	7.3	7.3	7.1	6.7



- [] Ranking at each section and finish
- .-.- No data available at this section
- NA No data available



Horse/Jockey Name	Verge
Final Rank	13
Fastest Section Time (Section)	0:10.76 (800m)
Top Speed [km/h] (Section)	69.8 (800m)
Race State	Finished



Sunshine Coast QLD Professional

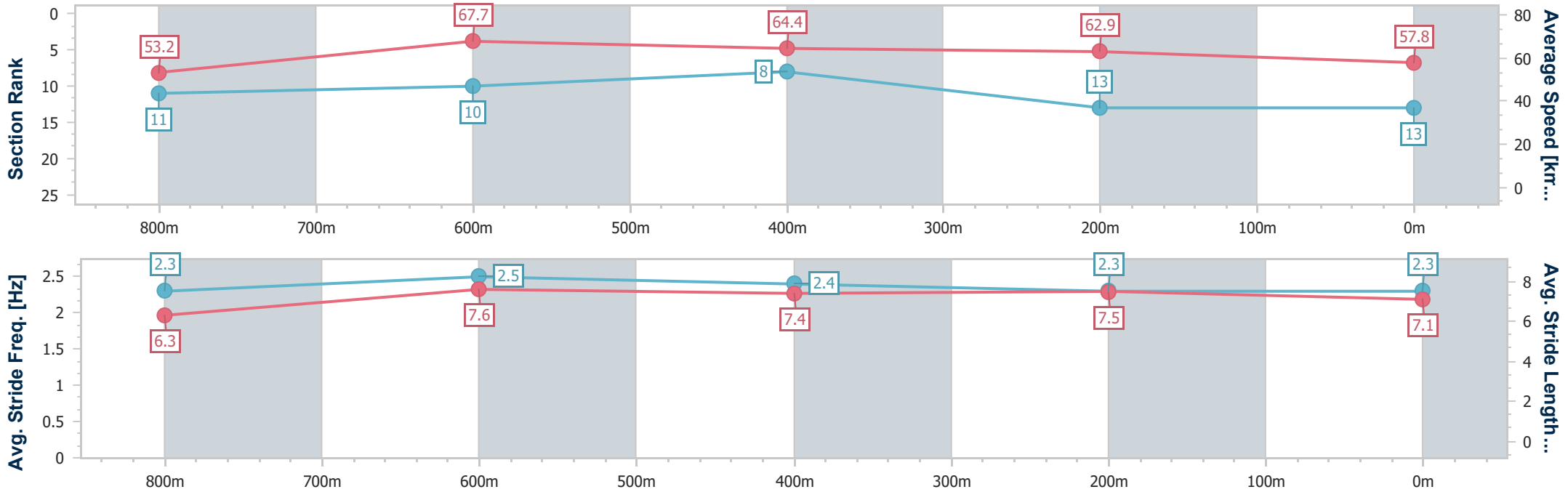
Race 6: TAB 100'S & 1000'S Class 1 Plate - 1000m



29 September 2023 - 20:02

Track Rating: Good 4, Weather: Fine, Rail Position: +4m

Section	Overall	800m	600m	400m	200m
Section Times	0:59.46 [13] (0:13.55)	0:45.91 [11] (0:10.76)	0:35.15 [10] (0:11.24)	0:23.91 [8] (0:11.44)	0:12.47 [13] (0:12.47)
Average Speed [km/h]	53.2	67.7	64.4	62.9	57.8
Top Speed [km/h]	69.0	69.8	65.1	64.4	60.8
Avg. Dist. to Rail [m]	3.4	3.1	0.9	2.1	2.7
Avg. Stride Freq. [Hz]	2.3	2.5	2.4	2.3	2.3
Avg. Stride Length [m]	6.3	7.6	7.4	7.5	7.1



- [] Ranking at each section and finish
- .-.- No data available at this section
- NA No data available



Horse/Jockey Name	Coodarady
Final Rank	14
Fastest Section Time (Section)	0:10.85 (800m)
Top Speed [km/h] (Section)	70.4 (Overall)
Race State	Finished



Sunshine Coast QLD Professional

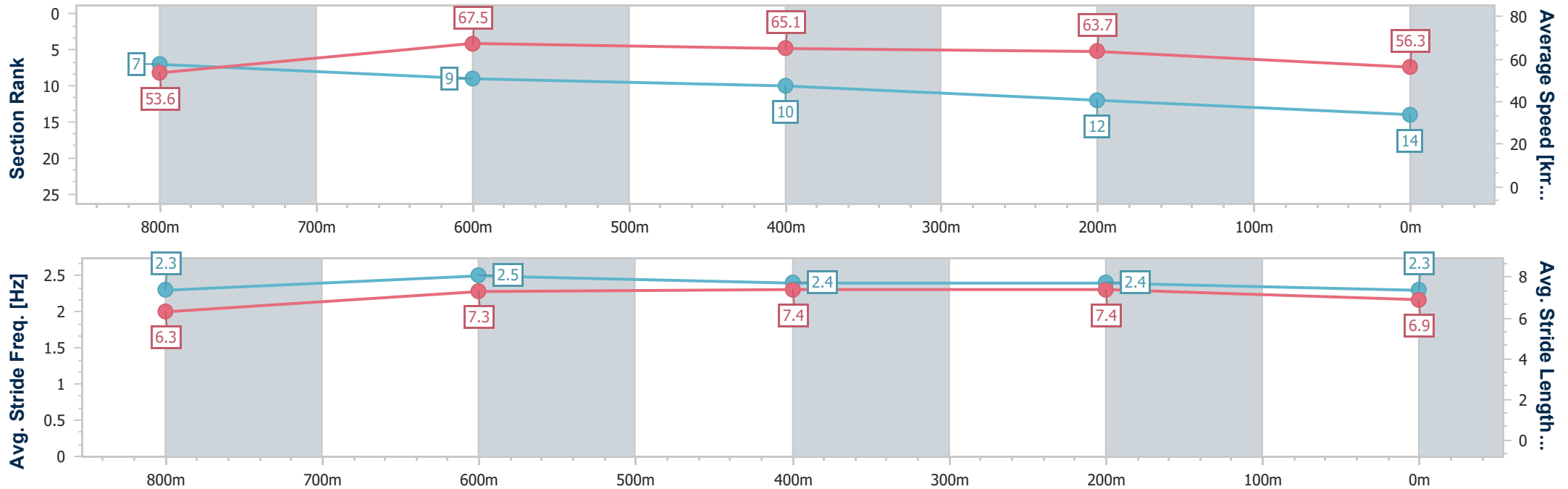
Race 6: TAB 100'S & 1000'S Class 1 Plate - 1000m



29 September 2023 - 20:02

Track Rating: Good 4, Weather: Fine, Rail Position: +4m

Section	Overall	800m	600m	400m	200m
Section Times	0:59.71 [14] (0:13.45)	0:46.26 [7] (0:10.85)	0:35.41 [9] (0:11.31)	0:24.10 [10] (0:11.30)	0:12.80 [12] (0:12.80)
Average Speed [km/h]	53.6	67.5	65.1	63.7	56.3
Top Speed [km/h]	70.4	70.3	65.8	66.2	61.0
Avg. Dist. to Rail [m]	5.5	4.9	3.8	4.1	3.0
Avg. Stride Freq. [Hz]	2.3	2.5	2.4	2.4	2.3
Avg. Stride Length [m]	6.3	7.3	7.4	7.4	6.9



- [] Ranking at each section and finish
- .-.- No data available at this section
- NA No data available