



# Townsville QLD Professional

## Race 1: LADBROKES YARD COMMENTS QTIS Three-Year-Old Handicap - 1000m

29 September 2023 - 13:21



Track Rating: Soft 5, Weather: Fine, Rail Position: +2m 1000m-W/Post; True Remainder

Section		Overall	800m	600m	400m	200m	Last 600m					
Field Times		0:56.63 (0:12.86)	0:43.77 (0:09.67)	0:34.10 (0:10.46)	0:23.64 (0:11.18)	0:12.46 (0:12.46)	0:34.10					
Rank	TAB Horse/Jockey	Barrier	Top Speed [km/h]	Fastest Section	Margin					Distance Travelled [m]		
1	1 <b>ROWEINER'S DANCE</b> Isabella Teh	9	72.4 800m	0:09.67 800m	0:56.63 [1] (0:12.86)	0:43.77 [1] (0:09.67)	0:34.10 [1] (0:10.46)	0:23.64 [1] (0:11.18)	0:12.46 [1] (0:12.46)	0:56.63	0:34.10	
2	8 <b>ELIE JOE</b> Morgan Butler	7	72.4 Overall	0:09.76 800m	0:57.43 [2] (0:12.93)	0:44.50 [3] (0:09.76)	0:34.74 [3] (0:10.56)	0:24.18 [2] (0:11.46)	0:12.72 [2] (0:12.72)	4.5L	0:34.74	+2
3	5 <b>YELLOWSTONE BETH</b> Adrian Layt	4	71.6 800m	0:10.09 800m	0:57.44 [3] (0:13.52)	0:43.92 [5] (0:10.09)	0:33.83 [6] (0:10.52)	0:23.31 [7] (0:11.24)	0:12.07 [5] (0:12.07)	4.6L	0:33.83	+2
4	9 <b>MINI BEER</b> Pietro Romeo	2	72.4 800m	0:10.08 800m	0:57.70 [4] (0:13.28)	0:44.42 [4] (0:10.08)	0:34.34 [4] (0:10.77)	0:23.57 [6] (0:11.23)	0:12.34 [4] (0:12.34)	6.1L	0:34.34	+5
5	2 <b>NAZORIAN</b> Ryan Wiggins	5	72.0 800m	0:09.81 800m	0:57.79 [5] (0:12.87)	0:44.92 [2] (0:09.81)	0:35.11 [2] (0:10.58)	0:24.53 [3] (0:11.63)	0:12.90 [3] (0:12.90)	6.6L	0:35.11	+0
6	4 <b>FORCESOME</b> Scott Sheargold	8	72.0 Overall	0:10.04 800m	0:57.90 [6] (0:13.58)	0:44.32 [7] (0:10.04)	0:34.28 [7] (0:10.47)	0:23.81 [4] (0:11.48)	0:12.33 [6] (0:12.33)	7.1L	0:34.28	+0
7	3 <b>TURN BIRD</b> Jason Taylor	3	72.1 800m	0:10.14 800m	0:58.13 [7] (0:13.65)	0:44.48 [8] (0:10.14)	0:34.34 [8] (0:10.62)	0:23.72 [8] (0:11.30)	0:12.42 [8] (0:12.42)	8.4L	0:34.34	-3
8	7 <b>TANOSHI</b> Jackson Murphy	6	72.3 800m	0:10.02 800m	0:58.33 [8] (0:13.53)	0:44.80 [6] (0:10.02)	0:34.78 [5] (0:10.57)	0:24.21 [5] (0:11.49)	0:12.72 [7] (0:12.72)	9.4L	0:34.78	-7

Scratched: Black 'N' Deadly (#6)

[ ] Ranking at each section and finish  
 -:-:- No data available at this section  
 NA No data available

SCN Saddle cloth number  
 DNF Did not finish  
 DNT Did not track



Horse/Jockey Name	Roweiner's Dance
Final Rank	1
Fastest Section Time (Section)	0:09.67 (800m)
Top Speed [km/h] (Section)	72.4 (800m)
Race State	Finished



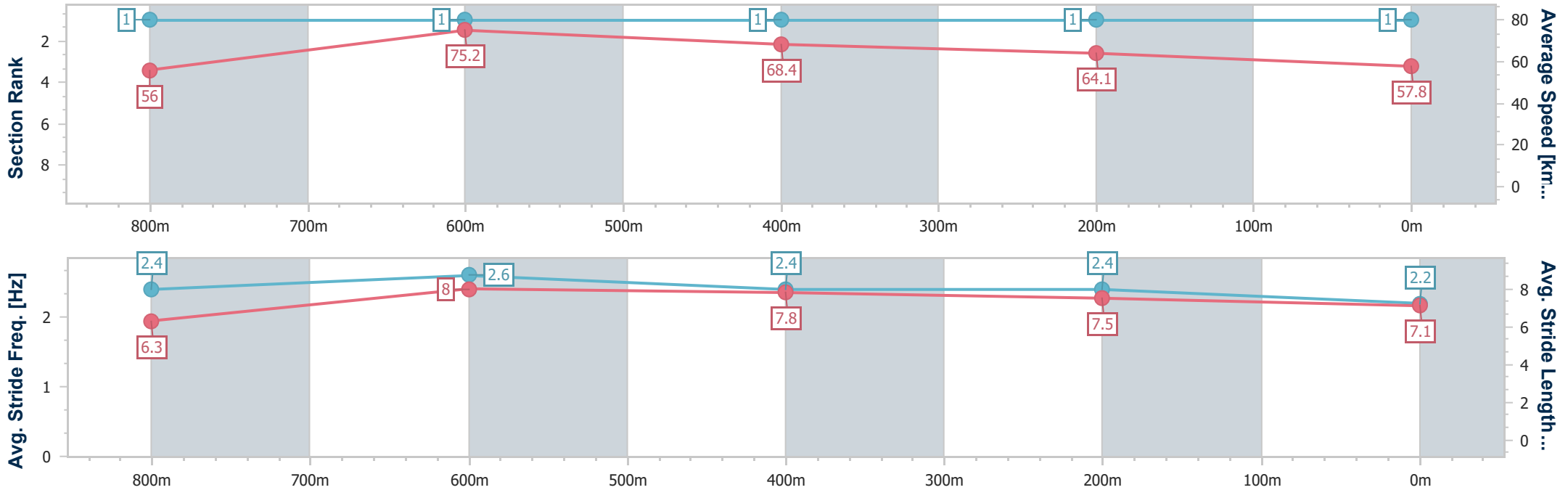
Townsville QLD Professional  
Race 1: LADBROKES YARD COMMENTS QTIS Three-Year-Old Handicap - 1000m

29 September 2023 - 13:21

Track Rating: Soft 5, Weather: Fine, Rail Position: +2m 1000m-W/Post; True Remainder



Section	Overall	800m	600m	400m	200m
Section Times	0:56.63 [1] (0:12.86)	0:43.77 [1] (0:09.67)	0:34.10 [1] (0:10.46)	0:23.64 [1] (0:11.18)	0:12.46 [1] (0:12.46)
Average Speed [km/h]	56.0	75.2	68.4	64.1	57.8
Top Speed [km/h]	71.6	72.4	72.3	65.9	61.6
Avg. Dist. to Rail [m]	7.4	2.7	1.2	1.5	0.5
Avg. Stride Freq. [Hz]	2.4	2.6	2.4	2.4	2.2
Avg. Stride Length [m]	6.3	8.0	7.8	7.5	7.1



- [ ] Ranking at each section and finish
- .-.- No data available at this section
- NA No data available



Horse/Jockey Name	Elie Joe
Final Rank	2
Fastest Section Time (Section)	0:09.76 (800m)
Top Speed [km/h] (Section)	72.4 (Overall)
Race State	Finished



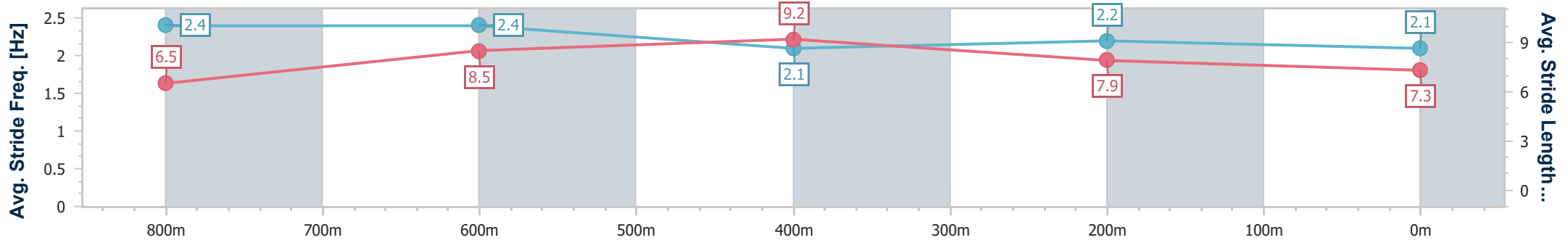
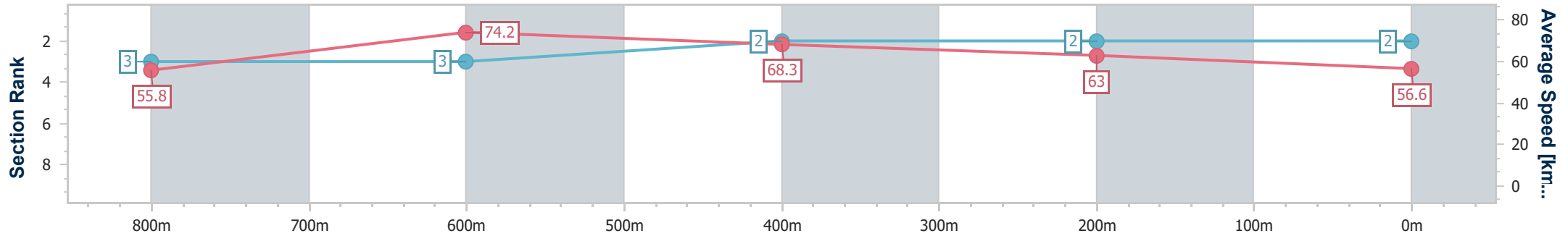
Townsville QLD Professional  
Race 1: LADBROKES YARD COMMENTS QTIS Three-Year-Old Handicap - 1000m

29 September 2023 - 13:21

Track Rating: Soft 5, Weather: Fine, Rail Position: +2m 1000m-W/Post; True Remainder



Section	Overall	800m	600m	400m	200m
Section Times	0:57.43 [2] (0:12.93)	0:44.50 [3] (0:09.76)	0:34.74 [3] (0:10.56)	0:24.18 [2] (0:11.46)	0:12.72 [2] (0:12.72)
Average Speed [km/h]	55.8	74.2	68.3	63.0	56.6
Top Speed [km/h]	72.4	71.3	70.2	66.3	60.9
Avg. Dist. to Rail [m]	5.5	2.4	0.6	1.5	2.6
Avg. Stride Freq. [Hz]	2.4	2.4	2.1	2.2	2.1
Avg. Stride Length [m]	6.5	8.5	9.2	7.9	7.3



- [ ] Ranking at each section and finish
- .-.- No data available at this section
- NA No data available



Horse/Jockey Name	Yellowstone Beth
Final Rank	3
Fastest Section Time (Section)	0:10.09 (800m)
Top Speed [km/h] (Section)	71.6 (800m)
Race State	Finished



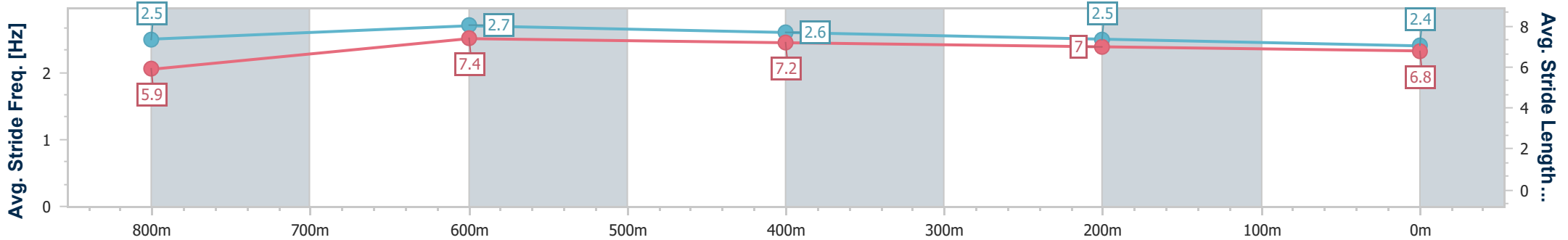
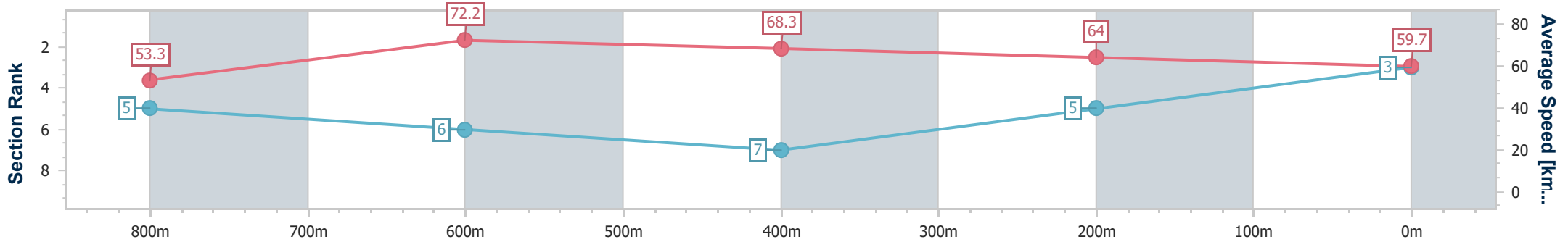
Townsville QLD Professional  
Race 1: LADBROKES YARD COMMENTS QTIS Three-Year-Old Handicap - 1000m

29 September 2023 - 13:21

Track Rating: Soft 5, Weather: Fine, Rail Position: +2m 1000m-W/Post; True Remainder



Section	Overall	800m	600m	400m	200m
Section Times	0:57.44 [3] (0:13.52)	0:43.92 [5] (0:10.09)	0:33.83 [6] (0:10.52)	0:23.31 [7] (0:11.24)	0:12.07 [5] (0:12.07)
Average Speed [km/h]	53.3	72.2	68.3	64.0	59.7
Top Speed [km/h]	71.0	71.6	71.1	65.8	62.9
Avg. Dist. to Rail [m]	3.1	3.1	0.7	0.5	1.6
Avg. Stride Freq. [Hz]	2.5	2.7	2.6	2.5	2.4
Avg. Stride Length [m]	5.9	7.4	7.2	7.0	6.8



- [ ] Ranking at each section and finish
- .-.- No data available at this section
- NA No data available



Horse/Jockey Name	Mini Beer
Final Rank	4
Fastest Section Time (Section)	0:10.08 (800m)
Top Speed [km/h] (Section)	72.4 (800m)
Race State	Finished



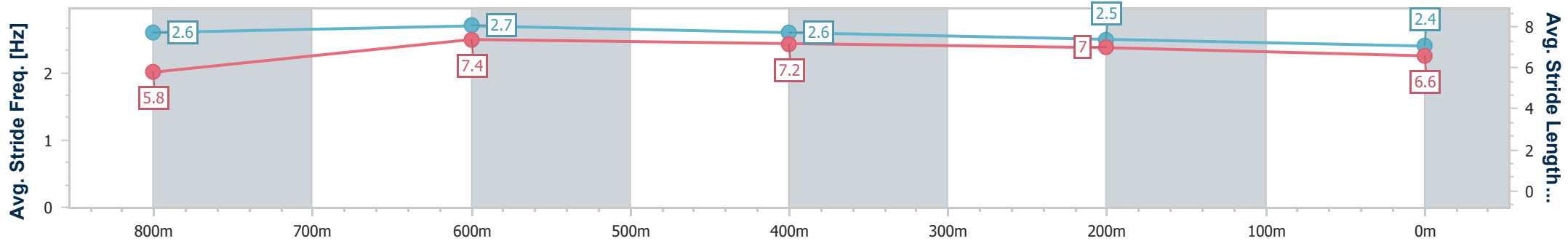
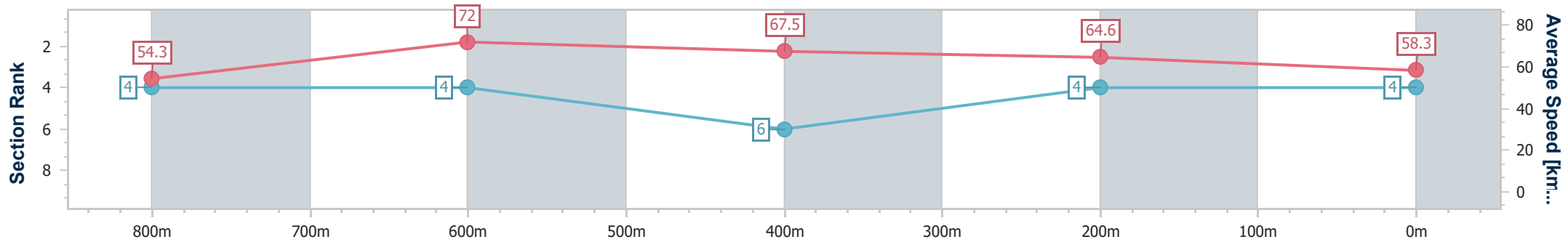
Townsville QLD Professional  
Race 1: LADBROKES YARD COMMENTS QTIS Three-Year-Old Handicap - 1000m

29 September 2023 - 13:21

Track Rating: Soft 5, Weather: Fine, Rail Position: +2m 1000m-W/Post; True Remainder



Section	Overall	800m	600m	400m	200m
Section Times	0:57.70 [4] (0:13.28)	0:44.42 [4] (0:10.08)	0:34.34 [4] (0:10.77)	0:23.57 [6] (0:11.23)	0:12.34 [4] (0:12.34)
Average Speed [km/h]	54.3	72.0	67.5	64.6	58.3
Top Speed [km/h]	71.6	72.4	70.3	66.4	62.1
Avg. Dist. to Rail [m]	2.3	2.0	2.4	3.8	6.4
Avg. Stride Freq. [Hz]	2.6	2.7	2.6	2.5	2.4
Avg. Stride Length [m]	5.8	7.4	7.2	7.0	6.6



- [ ] Ranking at each section and finish
- .-.- No data available at this section
- NA No data available



Horse/Jockey Name	Nazorian
Final Rank	5
Fastest Section Time (Section)	0:09.81 (800m)
Top Speed [km/h] (Section)	72.0 (800m)
Race State	Finished



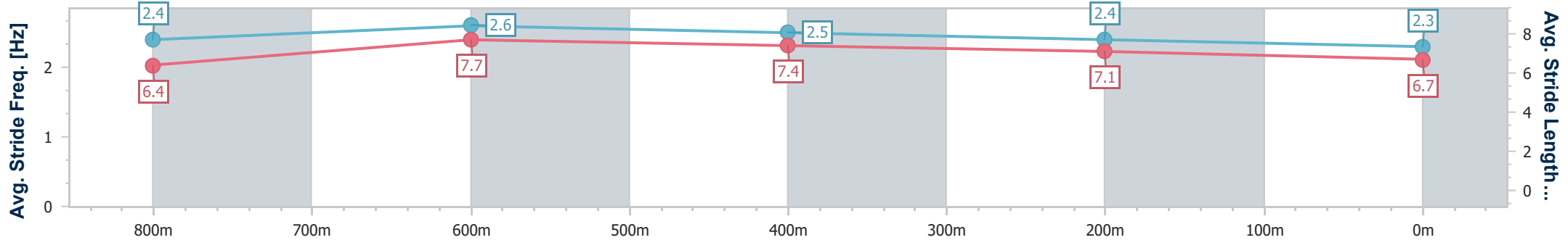
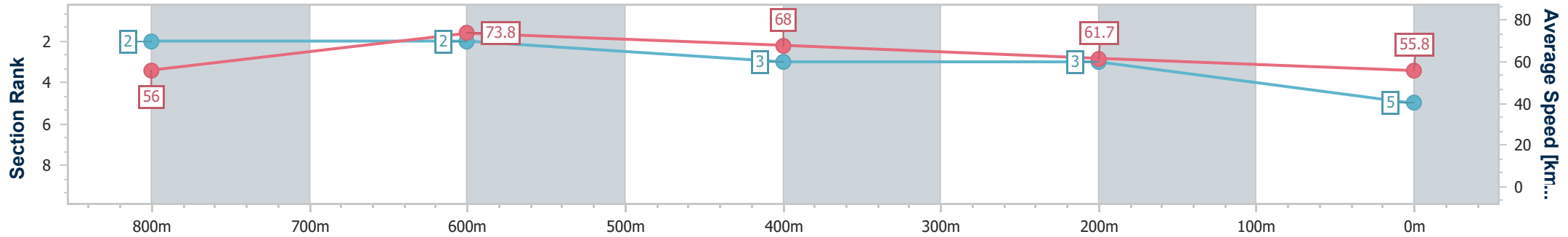
Townsville QLD Professional  
Race 1: LADBROKES YARD COMMENTS QTIS Three-Year-Old Handicap - 1000m

29 September 2023 - 13:21

Track Rating: Soft 5, Weather: Fine, Rail Position: +2m 1000m-W/Post; True Remainder



Section	Overall	800m	600m	400m	200m
Section Times	0:57.79 [5] (0:12.87)	0:44.92 [2] (0:09.81)	0:35.11 [2] (0:10.58)	0:24.53 [3] (0:11.63)	0:12.90 [3] (0:12.90)
Average Speed [km/h]	56.0	73.8	68.0	61.7	55.8
Top Speed [km/h]	71.3	72.0	71.2	65.1	59.3
Avg. Dist. to Rail [m]	3.2	1.7	0.2	0.7	0.3
Avg. Stride Freq. [Hz]	2.4	2.6	2.5	2.4	2.3
Avg. Stride Length [m]	6.4	7.7	7.4	7.1	6.7



- [ ] Ranking at each section and finish
- .-.- No data available at this section
- NA No data available



Horse/Jockey Name	Forcesome
Final Rank	6
Fastest Section Time (Section)	0:10.04 (800m)
Top Speed [km/h] (Section)	72.0 (Overall)
Race State	Finished



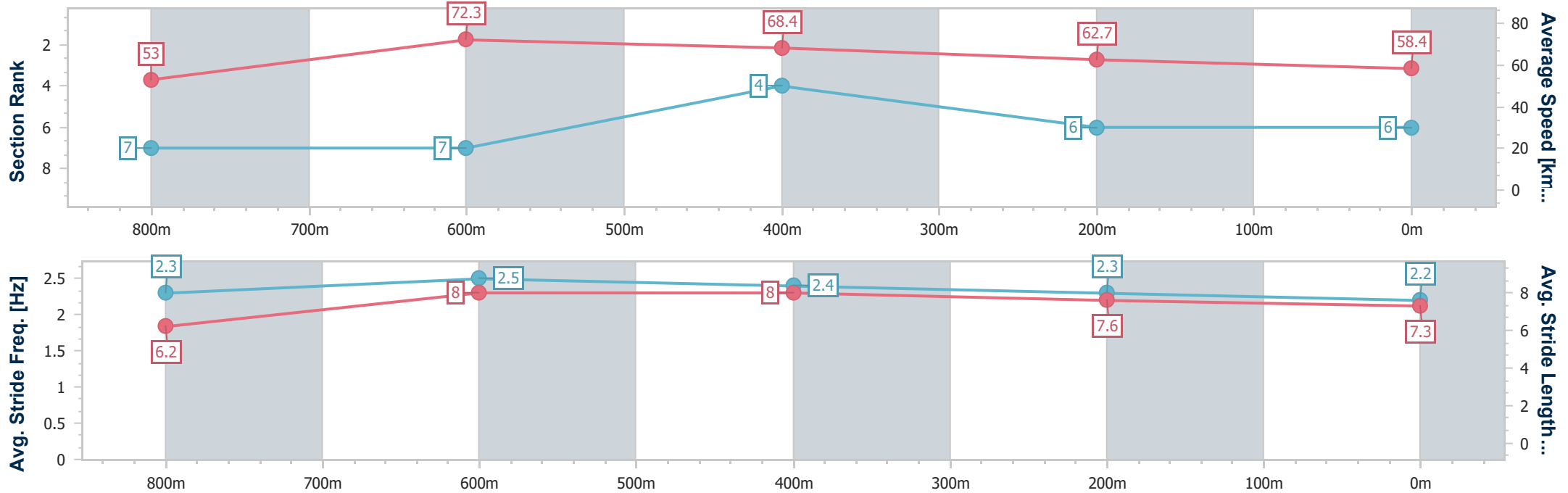
Townsville QLD Professional  
Race 1: LADBROKES YARD COMMENTS QTIS Three-Year-Old Handicap - 1000m

29 September 2023 - 13:21

Track Rating: Soft 5, Weather: Fine, Rail Position: +2m 1000m-W/Post; True Remainder



Section	Overall	800m	600m	400m	200m
Section Times	0:57.90 [6] (0:13.58)	0:44.32 [7] (0:10.04)	0:34.28 [7] (0:10.47)	0:23.81 [4] (0:11.48)	0:12.33 [6] (0:12.33)
Average Speed [km/h]	53.0	72.3	68.4	62.7	58.4
Top Speed [km/h]	72.0	68.4	71.4	65.3	61.1
Avg. Dist. to Rail [m]	5.4	2.2	1.1	1.0	2.9
Avg. Stride Freq. [Hz]	2.3	2.5	2.4	2.3	2.2
Avg. Stride Length [m]	6.2	8.0	8.0	7.6	7.3



- [ ] Ranking at each section and finish
- .-.- No data available at this section
- NA No data available



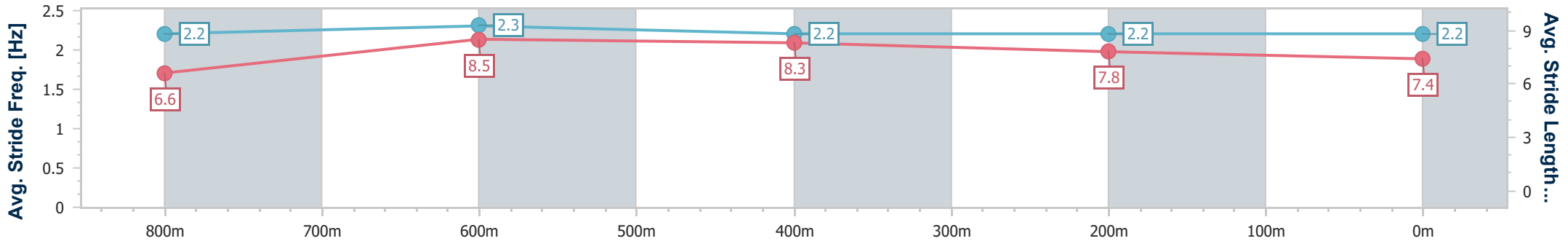
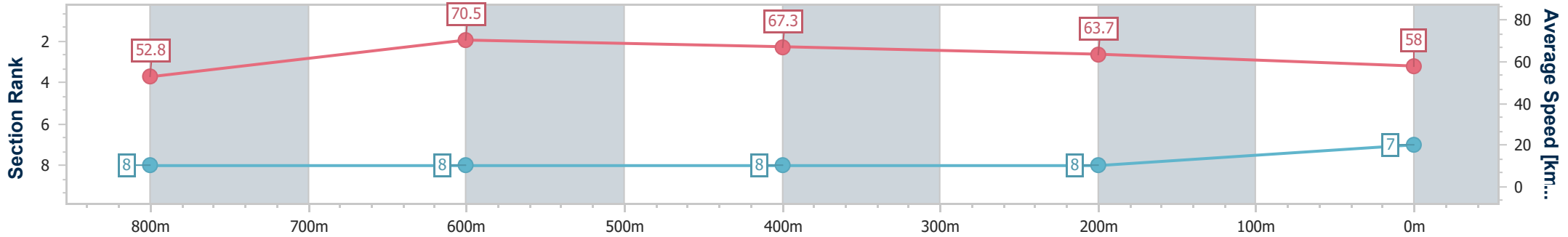
Horse/Jockey Name	Turn Bird
Final Rank	7
Fastest Section Time (Section)	0:10.14 (800m)
Top Speed [km/h] (Section)	72.1 (800m)
Race State	Finished



**Townsville QLD Professional**  
**Race 1: LADBROKES YARD COMMENTS QTIS Three-Year-Old Handicap - 1000m**  
 29 September 2023 - 13:21  
 Track Rating: Soft 5, Weather: Fine, Rail Position: +2m 1000m-W/Post; True Remainder



Section	Overall	800m	600m	400m	200m
Section Times	0:58.13 [7] (0:13.65)	0:44.48 [8] (0:10.14)	0:34.34 [8] (0:10.62)	0:23.72 [8] (0:11.30)	0:12.42 [8] (0:12.42)
Average Speed [km/h]	52.8	70.5	67.3	63.7	58.0
Top Speed [km/h]	71.0	72.1	68.8	65.3	61.9
Avg. Dist. to Rail [m]	1.2	1.7	1.4	1.8	4.9
Avg. Stride Freq. [Hz]	2.2	2.3	2.2	2.2	2.2
Avg. Stride Length [m]	6.6	8.5	8.3	7.8	7.4



- [ ] Ranking at each section and finish
- .-.- No data available at this section
- NA No data available





Horse/Jockey Name	Tanoshi
Final Rank	8
Fastest Section Time (Section)	0:10.02 (800m)
Top Speed [km/h] (Section)	72.3 (800m)
Race State	Finished



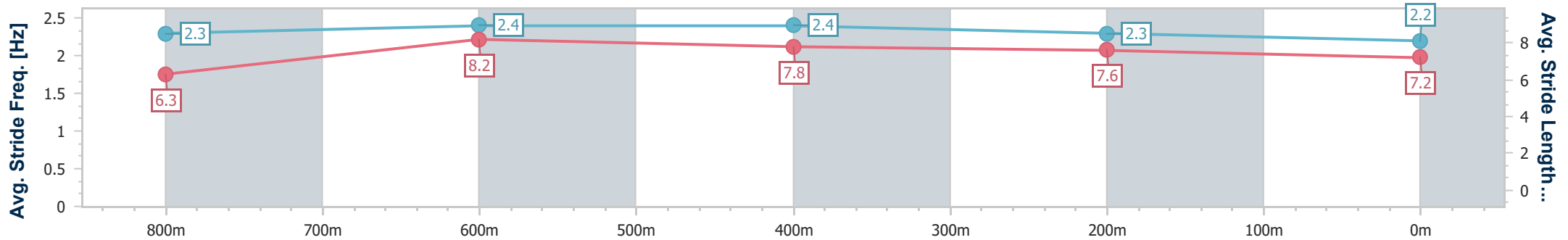
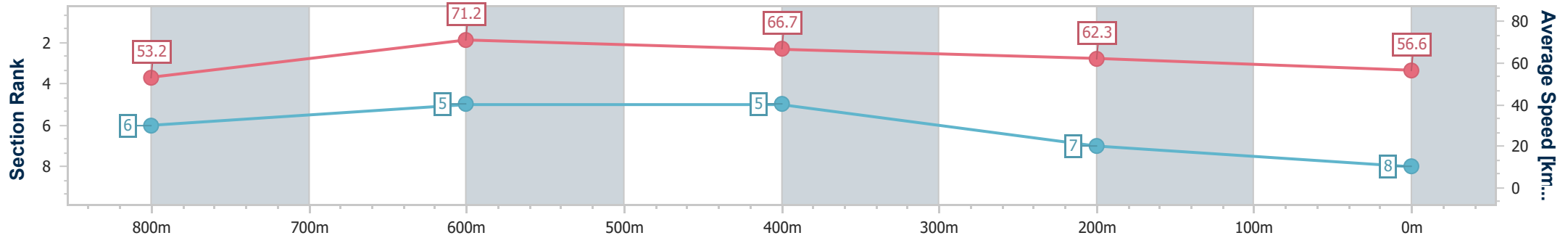
Townsville QLD Professional  
Race 1: LADBROKES YARD COMMENTS QTIS Three-Year-Old Handicap - 1000m

29 September 2023 - 13:21

Track Rating: Soft 5, Weather: Fine, Rail Position: +2m 1000m-W/Post; True Remainder



Section	Overall	800m	600m	400m	200m
Section Times	0:58.33 [8] (0:13.53)	0:44.80 [6] (0:10.02)	0:34.78 [5] (0:10.57)	0:24.21 [5] (0:11.49)	0:12.72 [7] (0:12.72)
Average Speed [km/h]	53.2	71.2	66.7	62.3	56.6
Top Speed [km/h]	70.7	72.3	69.8	64.7	60.6
Avg. Dist. to Rail [m]	3.7	2.6	4.2	2.4	1.1
Avg. Stride Freq. [Hz]	2.3	2.4	2.4	2.3	2.2
Avg. Stride Length [m]	6.3	8.2	7.8	7.6	7.2



- [ ] Ranking at each section and finish
- .-.- No data available at this section
- NA No data available