



Mackay QLD Professional
Race 2: HP & CP AUSTRALIA - ELECTRICAL SWITCHBOARD SOLUTIONS Maiden Handicap - 1050m
30 September 2023 - 14:17



MACKAY TURF CLUB
 Ooralea Racecourse

Track Rating: Good 3, Weather: Fine, Rail Position: True

Section		Overall	1000m	800m	600m	400m	200m	Last 600m					
Field Times		1:00.11 (0:04.37)	0:55.74 (0:11.22)	0:44.52 (0:10.76)	0:33.76 (0:11.10)	0:22.66 (0:11.15)	0:11.51 (0:11.51)	0:33.76					
Rank	TAB Horse/Jockey	Barrier	Top Speed [km/h]	Fastest Section								Margin	Distance Travelled [m]
1	3 AMRAP Justin Stanley	4	69.0 800m	0:04.41 Overall	1:00.11 [1] (0:04.41)	0:55.70 [2] (0:11.26)	0:44.44 [2] (0:10.68)	0:33.76 [1] (0:11.10)	0:22.66 [1] (0:11.15)	0:11.51 [1] (0:11.51)	1:00.11	0:33.76	
2	4 CHUCKA DUMMY Gabrielle Semmens	7	69.7 800m	0:04.56 Overall	1:00.80 [2] (0:04.56)	0:56.24 [6] (0:11.13)	0:45.11 [3] (0:10.72)	0:34.39 [3] (0:11.19)	0:23.20 [3] (0:11.28)	0:11.92 [2] (0:11.92)	4L	0:34.39	+8
3	6 KEY TO THE ZOU Erin Molloy	3	67.8 1000m	0:04.54 Overall	1:01.44 [3] (0:04.54)	0:56.90 [4] (0:11.35)	0:45.55 [5] (0:11.00)	0:34.55 [7] (0:11.28)	0:23.27 [7] (0:11.33)	0:11.94 [6] (0:11.94)	7.8L	0:34.55	+5
4	7 NINE CARATS Nathan Thomas	6	68.8 800m	0:04.55 Overall	1:01.48 [4] (0:04.55)	0:56.93 [5] (0:11.31)	0:45.62 [4] (0:10.82)	0:34.80 [6] (0:11.11)	0:23.69 [5] (0:11.55)	0:12.14 [4] (0:12.14)	8L	0:34.80	+5
5	5 GROVERS PREDICTION Jackson Murphy	1	69.0 800m	0:04.37 Overall	1:01.71 [5] (0:04.37)	0:57.34 [1] (0:11.22)	0:46.12 [1] (0:10.79)	0:35.33 [2] (0:11.19)	0:24.14 [2] (0:11.51)	0:12.63 [3] (0:12.63)	9.3L	0:35.33	-2
6	2 WOLF POINT Ashley Butler	2	69.0 800m	0:04.74 Overall	1:01.85 [6] (0:04.74)	0:57.11 [7] (0:11.18)	0:45.93 [7] (0:10.68)	0:35.25 [4] (0:11.36)	0:23.89 [6] (0:11.53)	0:12.36 [5] (0:12.36)	10.1L	0:35.25	+0
7	1 BOLD TONTO Ryan Wiggins	5	67.1 800m	0:04.80 Overall	1:02.15 [7] (0:04.80)	0:57.35 [8] (0:11.40)	0:45.95 [8] (0:10.96)	0:34.99 [8] (0:11.26)	0:23.73 [8] (0:11.33)	0:12.40 [8] (0:12.40)	11.9L	0:34.99	+5
8	8 PONGA'S GIRL Nikki Olzard	8	69.8 800m	0:04.51 Overall	1:02.22 [8] (0:04.51)	0:57.71 [3] (0:11.39)	0:46.32 [6] (0:10.73)	0:35.59 [5] (0:11.09)	0:24.50 [4] (0:11.85)	0:12.65 [7] (0:12.65)	12.3L	0:35.59	+10

[] Ranking at each section and finish
 -:-:- No data available at this section
 NA No data available

SCN Saddle cloth number
 DNF Did not finish
 DNT Did not track



Horse/Jockey Name	Amrap
Final Rank	1
Fastest Section Time (Section)	0:04.41 (Overall)
Top Speed [km/h] (Section)	69.0 (800m)
Race State	Finished



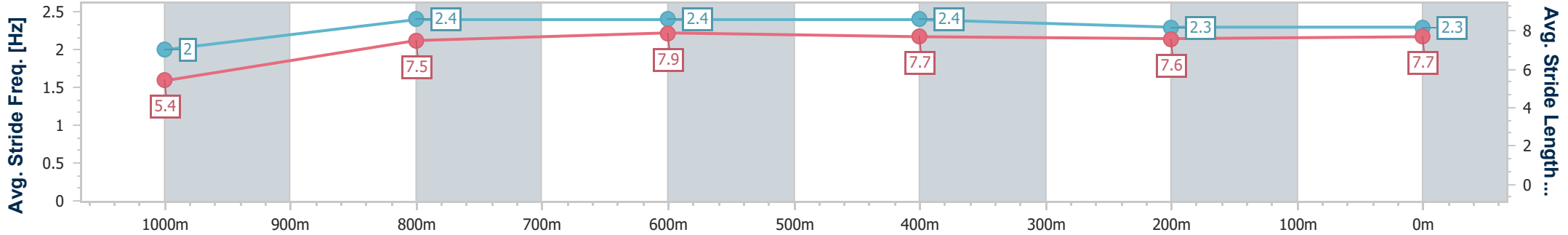
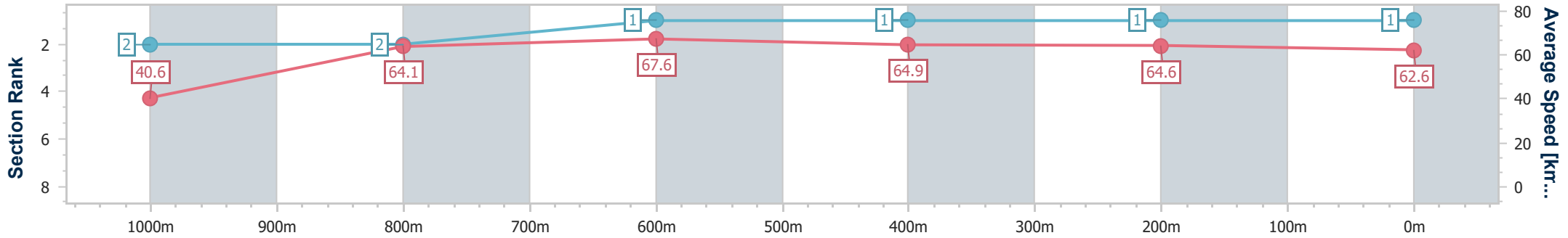
Mackay QLD Professional
 Race 2: HP & CP AUSTRALIA - ELECTRICAL SWITCHBOARD
 SOLUTIONS Maiden Handicap - 1050m



30 September 2023 - 14:17

Track Rating: Good 3, Weather: Fine, Rail Position: True

Section	Overall	1000m	800m	600m	400m	200m
Section Times	1:00.11 [1] (0:04.41)	0:55.70 [2] (0:11.26)	0:44.44 [2] (0:10.68)	0:33.76 [1] (0:11.10)	0:22.66 [1] (0:11.15)	0:11.51 [1] (0:11.51)
Average Speed [km/h]	40.6	64.1	67.6	64.9	64.6	62.6
Top Speed [km/h]	54.8	67.3	69.0	66.9	65.7	65.4
Avg. Dist. to Rail [m]	3.2	1.9	1.2	0.6	1.3	1.4
Avg. Stride Freq. [Hz]	2.0	2.4	2.4	2.4	2.3	2.3
Avg. Stride Length [m]	5.4	7.5	7.9	7.7	7.6	7.7



- [] Ranking at each section and finish
- .-.- No data available at this section
- NA No data available



Horse/Jockey Name	Chucka Dummy
Final Rank	2
Fastest Section Time (Section)	0:04.56 (Overall)
Top Speed [km/h] (Section)	69.7 (800m)
Race State	Finished



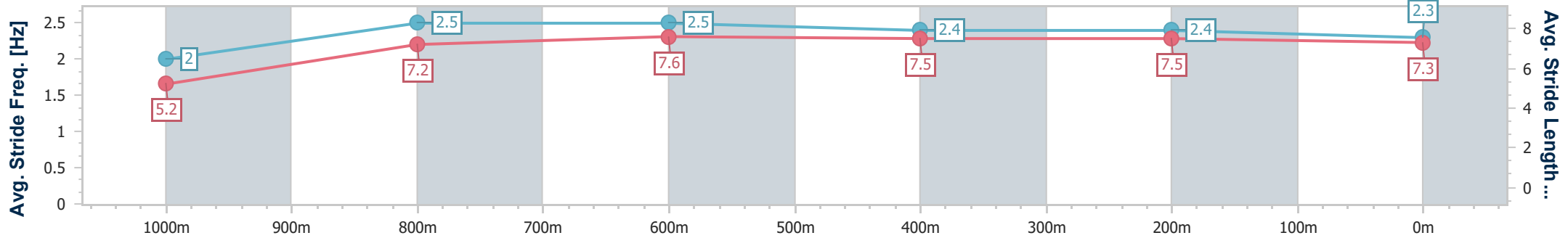
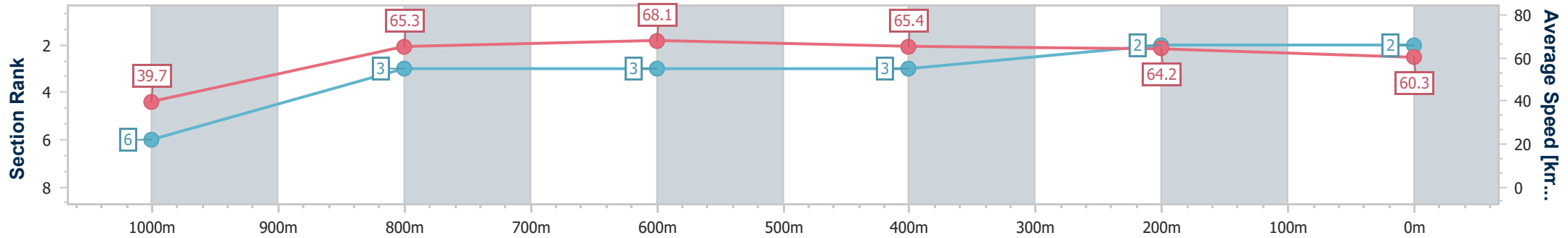
Mackay QLD Professional
Race 2: HP & CP AUSTRALIA - ELECTRICAL SWITCHBOARD SOLUTIONS Maiden Handicap - 1050m



30 September 2023 - 14:17

Track Rating: Good 3, Weather: Fine, Rail Position: True

Section	Overall	1000m	800m	600m	400m	200m
Section Times	1:00.80 [2] (0:04.56)	0:56.24 [6] (0:11.13)	0:45.11 [3] (0:10.72)	0:34.39 [3] (0:11.19)	0:23.20 [3] (0:11.28)	0:11.92 [2] (0:11.92)
Average Speed [km/h]	39.7	65.3	68.1	65.4	64.2	60.3
Top Speed [km/h]	53.7	68.1	69.7	67.1	65.5	63.2
Avg. Dist. to Rail [m]	6.3	4.9	3.7	2.3	2.3	0.8
Avg. Stride Freq. [Hz]	2.0	2.5	2.5	2.4	2.4	2.3
Avg. Stride Length [m]	5.2	7.2	7.6	7.5	7.5	7.3



- [] Ranking at each section and finish
- .-.- No data available at this section
- NA No data available



Horse/Jockey Name	Key To The Zou
Final Rank	3
Fastest Section Time (Section)	0:04.54 (Overall)
Top Speed [km/h] (Section)	67.8 (1000m)
Race State	Finished



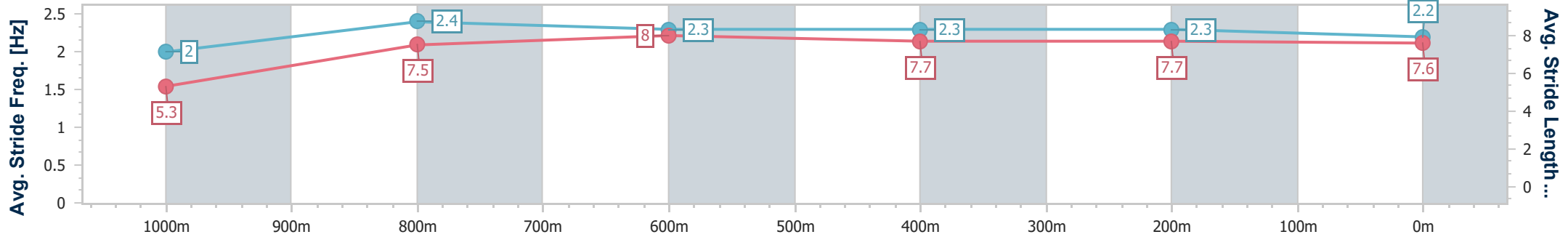
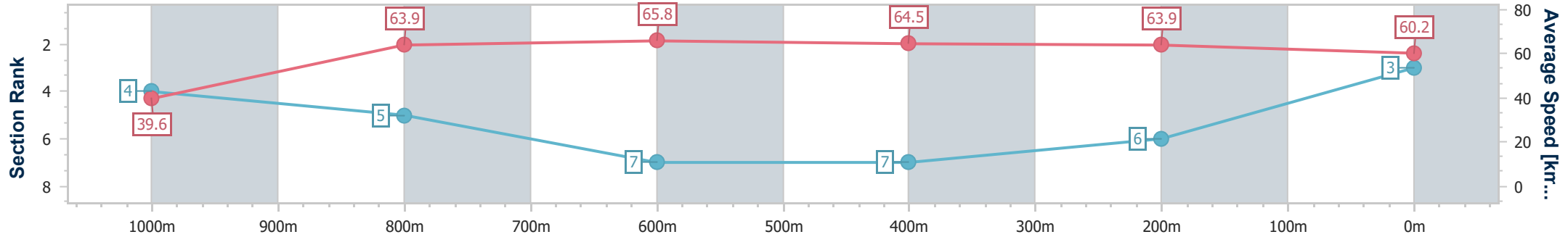
Mackay QLD Professional
 Race 2: HP & CP AUSTRALIA - ELECTRICAL SWITCHBOARD
 SOLUTIONS Maiden Handicap - 1050m



30 September 2023 - 14:17

Track Rating: Good 3, Weather: Fine, Rail Position: True

Section	Overall	1000m	800m	600m	400m	200m
Section Times	1:01.44 [3] (0:04.54)	0:56.90 [4] (0:11.35)	0:45.55 [5] (0:11.00)	0:34.55 [7] (0:11.28)	0:23.27 [7] (0:11.33)	0:11.94 [6] (0:11.94)
Average Speed [km/h]	39.6	63.9	65.8	64.5	63.9	60.2
Top Speed [km/h]	53.1	67.8	67.8	65.9	64.8	63.1
Avg. Dist. to Rail [m]	2.2	3.0	2.3	1.4	2.6	3.7
Avg. Stride Freq. [Hz]	2.0	2.4	2.3	2.3	2.3	2.2
Avg. Stride Length [m]	5.3	7.5	8.0	7.7	7.7	7.6



- [] Ranking at each section and finish
- .-.- No data available at this section
- NA No data available



Horse/Jockey Name	Nine Carats
Final Rank	4
Fastest Section Time (Section)	0:04.55 (Overall)
Top Speed [km/h] (Section)	68.8 (800m)
Race State	Finished



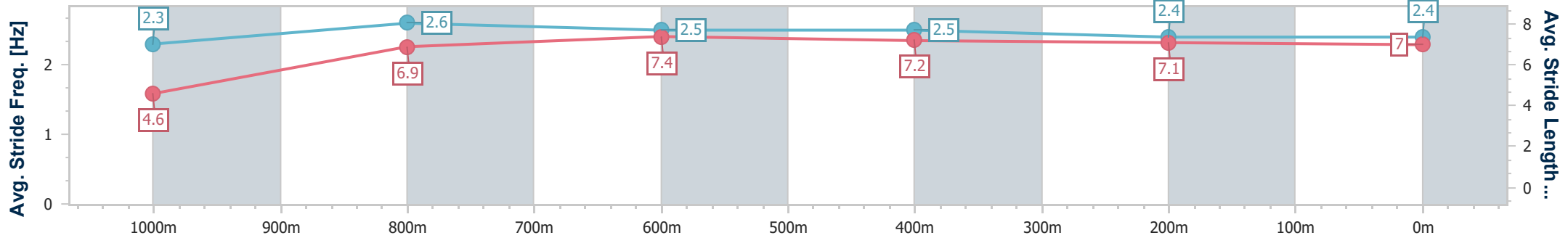
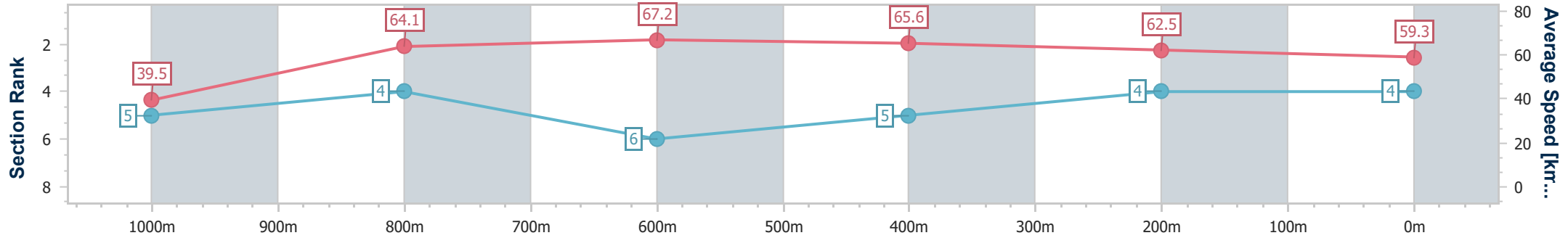
Mackay QLD Professional
Race 2: HP & CP AUSTRALIA - ELECTRICAL SWITCHBOARD SOLUTIONS Maiden Handicap - 1050m



30 September 2023 - 14:17

Track Rating: Good 3, Weather: Fine, Rail Position: True

Section	Overall	1000m	800m	600m	400m	200m
Section Times	1:01.48 [4] (0:04.55)	0:56.93 [5] (0:11.31)	0:45.62 [4] (0:10.82)	0:34.80 [6] (0:11.11)	0:23.69 [5] (0:11.55)	0:12.14 [4] (0:12.14)
Average Speed [km/h]	39.5	64.1	67.2	65.6	62.5	59.3
Top Speed [km/h]	54.4	66.9	68.8	67.1	63.8	62.0
Avg. Dist. to Rail [m]	5.3	3.4	2.9	1.5	2.0	2.4
Avg. Stride Freq. [Hz]	2.3	2.6	2.5	2.5	2.4	2.4
Avg. Stride Length [m]	4.6	6.9	7.4	7.2	7.1	7.0



- [] Ranking at each section and finish
- .-.- No data available at this section
- NA No data available



Horse/Jockey Name	Grovers Prediction
Final Rank	5
Fastest Section Time (Section)	0:04.37 (Overall)
Top Speed [km/h] (Section)	69.0 (800m)
Race State	Finished



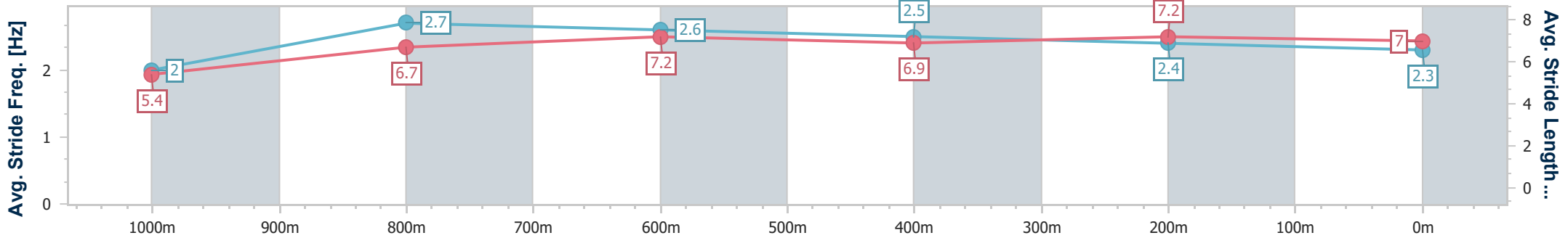
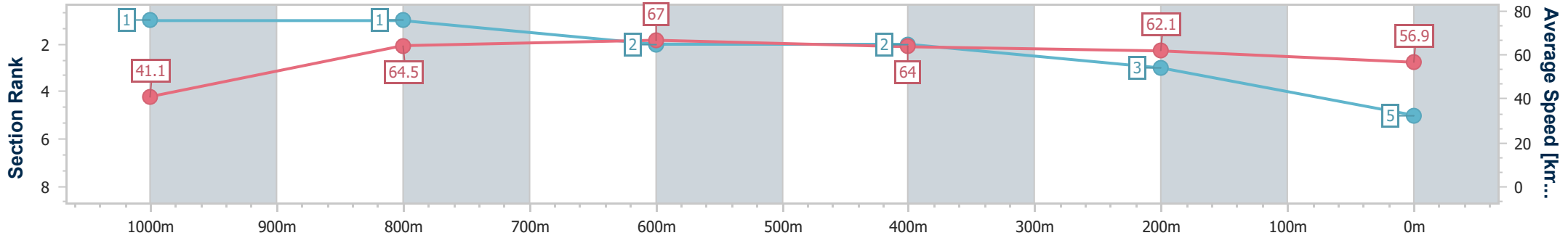
Mackay QLD Professional
 Race 2: HP & CP AUSTRALIA - ELECTRICAL SWITCHBOARD
 SOLUTIONS Maiden Handicap - 1050m



30 September 2023 - 14:17

Track Rating: Good 3, Weather: Fine, Rail Position: True

Section	Overall	1000m	800m	600m	400m	200m
Section Times	1:01.71 [5] (0:04.37)	0:57.34 [1] (0:11.22)	0:46.12 [1] (0:10.79)	0:35.33 [2] (0:11.19)	0:24.14 [2] (0:11.51)	0:12.63 [3] (0:12.63)
Average Speed [km/h]	41.1	64.5	67.0	64.0	62.1	56.9
Top Speed [km/h]	54.3	67.7	69.0	65.3	65.1	60.8
Avg. Dist. to Rail [m]	2.2	2.3	1.3	0.8	2.1	1.1
Avg. Stride Freq. [Hz]	2.0	2.7	2.6	2.5	2.4	2.3
Avg. Stride Length [m]	5.4	6.7	7.2	6.9	7.2	7.0



- [] Ranking at each section and finish
- .-.- No data available at this section
- NA No data available



Horse/Jockey Name	Wolf Point
Final Rank	6
Fastest Section Time (Section)	0:04.74 (Overall)
Top Speed [km/h] (Section)	69.0 (800m)
Race State	Finished



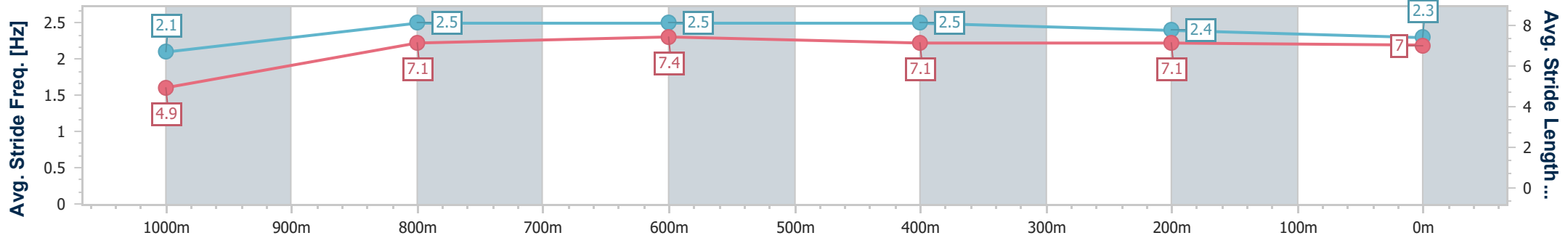
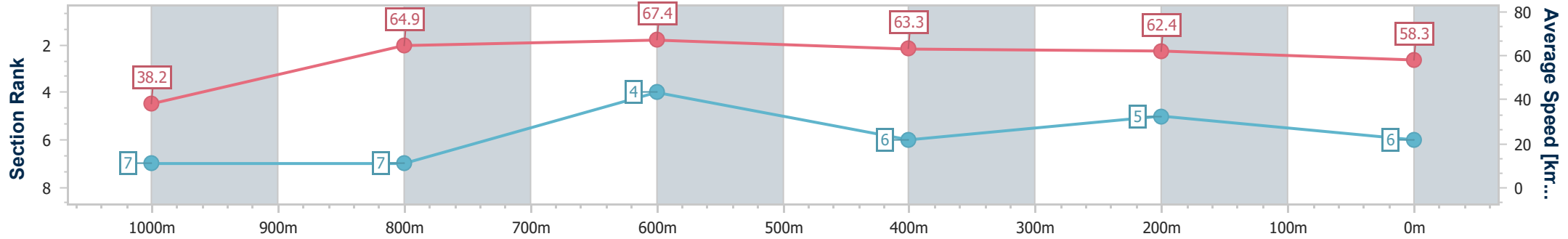
Mackay QLD Professional
 Race 2: HP & CP AUSTRALIA - ELECTRICAL SWITCHBOARD
 SOLUTIONS Maiden Handicap - 1050m



30 September 2023 - 14:17

Track Rating: Good 3, Weather: Fine, Rail Position: True

Section	Overall	1000m	800m	600m	400m	200m
Section Times	1:01.85 [6] (0:04.74)	0:57.11 [7] (0:11.18)	0:45.93 [7] (0:10.68)	0:35.25 [4] (0:11.36)	0:23.89 [6] (0:11.53)	0:12.36 [5] (0:12.36)
Average Speed [km/h]	38.2	64.9	67.4	63.3	62.4	58.3
Top Speed [km/h]	54.8	68.1	69.0	64.7	63.0	62.5
Avg. Dist. to Rail [m]	2.2	2.6	0.9	0.8	1.0	2.2
Avg. Stride Freq. [Hz]	2.1	2.5	2.5	2.5	2.4	2.3
Avg. Stride Length [m]	4.9	7.1	7.4	7.1	7.1	7.0



- [] Ranking at each section and finish
- .-.- No data available at this section
- NA No data available



Horse/Jockey Name	Bold Tonto
Final Rank	7
Fastest Section Time (Section)	0:04.80 (Overall)
Top Speed [km/h] (Section)	67.1 (800m)
Race State	Finished



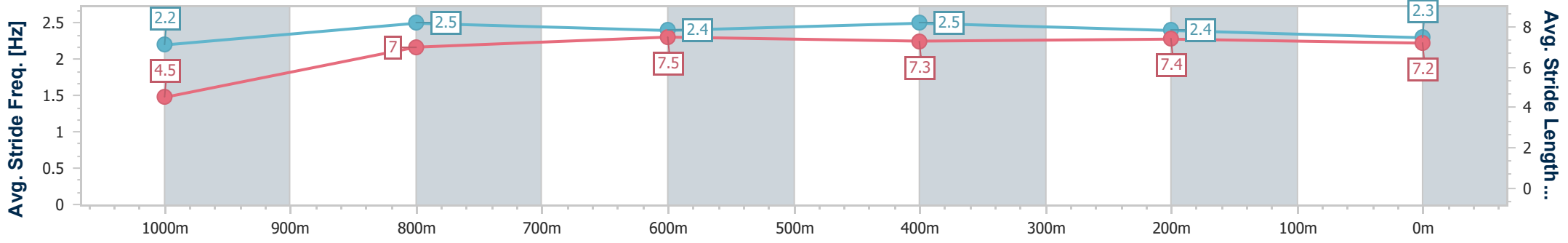
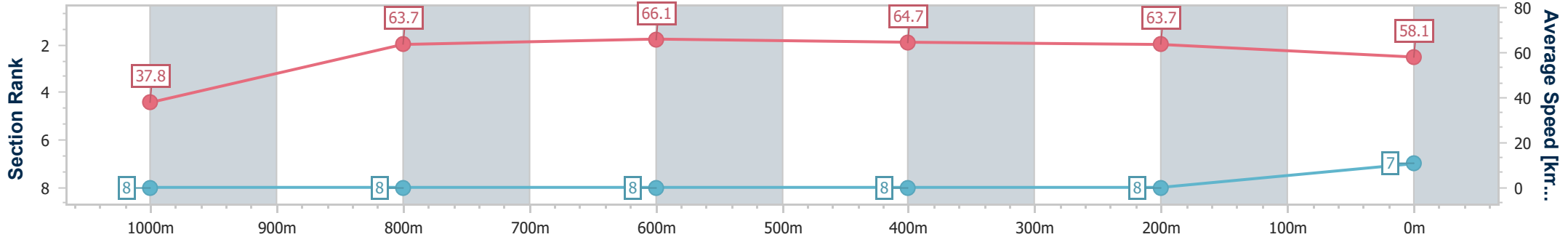
Mackay QLD Professional
 Race 2: HP & CP AUSTRALIA - ELECTRICAL SWITCHBOARD
 SOLUTIONS Maiden Handicap - 1050m



30 September 2023 - 14:17

Track Rating: Good 3, Weather: Fine, Rail Position: True

Section	Overall	1000m	800m	600m	400m	200m
Section Times	1:02.15 [7] (0:04.80)	0:57.35 [8] (0:11.40)	0:45.95 [8] (0:10.96)	0:34.99 [8] (0:11.26)	0:23.73 [8] (0:11.33)	0:12.40 [8] (0:12.40)
Average Speed [km/h]	37.8	63.7	66.1	64.7	63.7	58.1
Top Speed [km/h]	53.4	66.7	67.1	66.2	64.6	62.1
Avg. Dist. to Rail [m]	3.8	4.3	2.3	1.5	3.0	4.7
Avg. Stride Freq. [Hz]	2.2	2.5	2.4	2.5	2.4	2.3
Avg. Stride Length [m]	4.5	7.0	7.5	7.3	7.4	7.2



- [] Ranking at each section and finish
- .-.- No data available at this section
- NA No data available



Horse/Jockey Name	Ponga's Girl
Final Rank	8
Fastest Section Time (Section)	0:04.51 (Overall)
Top Speed [km/h] (Section)	69.8 (800m)
Race State	Finished



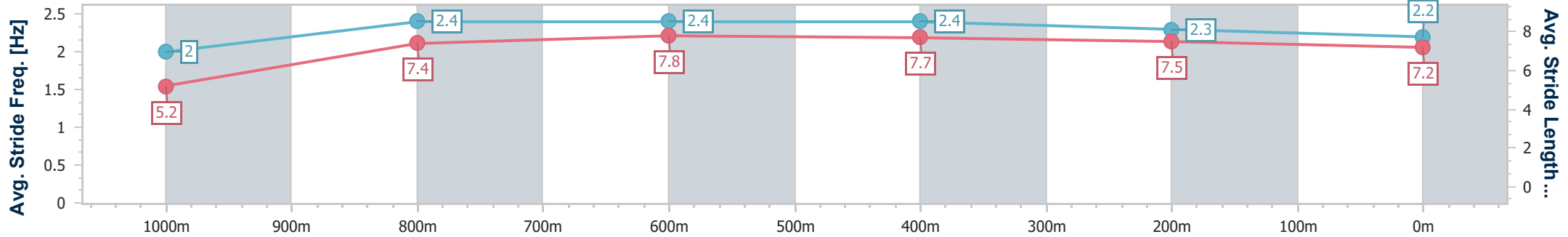
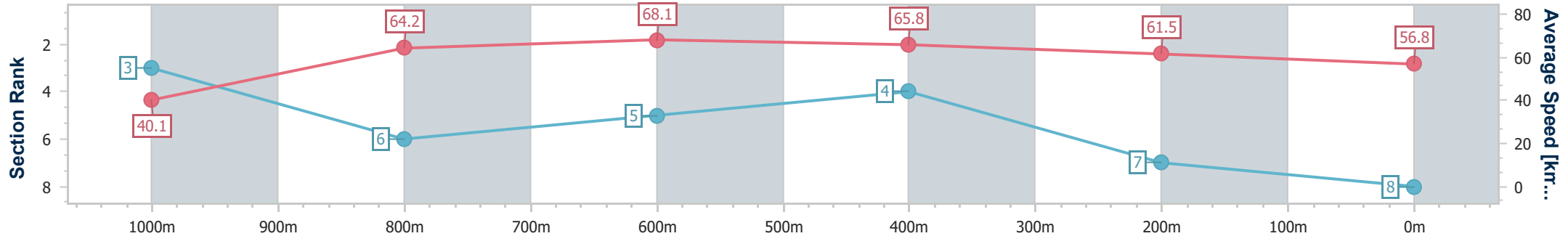
Mackay QLD Professional
Race 2: HP & CP AUSTRALIA - ELECTRICAL SWITCHBOARD SOLUTIONS Maiden Handicap - 1050m



30 September 2023 - 14:17

Track Rating: Good 3, Weather: Fine, Rail Position: True

Section	Overall	1000m	800m	600m	400m	200m
Section Times	1:02.22 [8] (0:04.51)	0:57.71 [3] (0:11.39)	0:46.32 [6] (0:10.73)	0:35.59 [5] (0:11.09)	0:24.50 [4] (0:11.85)	0:12.65 [7] (0:12.65)
Average Speed [km/h]	40.1	64.2	68.1	65.8	61.5	56.8
Top Speed [km/h]	55.9	67.5	69.8	68.1	62.7	60.4
Avg. Dist. to Rail [m]	7.3	7.4	4.5	1.9	4.3	4.1
Avg. Stride Freq. [Hz]	2.0	2.4	2.4	2.4	2.3	2.2
Avg. Stride Length [m]	5.2	7.4	7.8	7.7	7.5	7.2



- [] Ranking at each section and finish
- .-.- No data available at this section
- NA No data available