



Mackay QLD Professional

Race 3: LADBROKE IT! BENCHMARK 58 Handicap - 1300m



MACKAY TURF CLUB
Ooralea Racecourse

30 September 2023 - 14:52

Track Rating: Good 3, Weather: Fine, Rail Position: True

Section											Last 600m	
Field Times											0:35.16	
					Overall	1200m	1000m	800m	600m	400m		
					1:16.39 (0:07.61)	1:08.78 (0:10.87)	0:57.91 (0:11.25)	0:46.66 (0:11.50)	0:35.16 (0:11.48)	0:23.68 (0:11.43)		
Rank	TAB	Horse/Jockey	Barrier	Top Speed [km/h]	Fastest Section							Distance Travelled [m]
1	7	MICROWAVE JENNY	2	66.1	0:07.76	1:16.39 [1]	1:08.63 [2]	0:57.47 [2]	0:46.25 [2]	0:34.71 [4]	0:23.19 [3]	0:34.71
		Justin Stanley		1200m	Overall	(0:07.76)	(0:11.16)	(0:11.22)	(0:11.54)	(0:11.52)	(0:11.37)	
2	4	MURRAJONG ROAD	3	65.9	0:07.82	1:16.41 [2]	1:08.59 [4]	0:57.17 [5]	0:46.06 [6]	0:34.52 [6]	0:23.10 [5]	0:34.52 +0
		Dale Evans		1000m	Overall	(0:07.82)	(0:11.42)	(0:11.11)	(0:11.54)	(0:11.42)	(0:11.29)	
3	2	BRAZEN BRECCIA	1	67.2	0:07.61	1:16.60 [3]	1:08.99 [1]	0:58.12 [1]	0:46.87 [1]	0:35.37 [1]	0:23.89 [1]	0:35.37 +3
		Erin Molloy		1200m	Overall	(0:07.61)	(0:10.87)	(0:11.25)	(0:11.50)	(0:11.48)	(0:11.43)	
4	9	MISTER SELFIE	9	67.6	0:07.91	1:16.79 [4]	1:08.88 [7]	0:57.49 [7]	0:46.45 [5]	0:34.95 [5]	0:23.46 [6]	0:34.95 +6
		Ryan Wiggins		1000m	Overall	(0:07.91)	(0:11.39)	(0:11.04)	(0:11.50)	(0:11.49)	(0:11.47)	
5	1	LIFETIME QUEST	5	66.6	0:07.87	1:16.82 [5]	1:08.95 [6]	0:57.79 [4]	0:46.61 [4]	0:35.15 [3]	0:23.60 [4]	0:35.15 +7
		McKenzie Apel		1200m	Overall	(0:07.87)	(0:11.16)	(0:11.18)	(0:11.46)	(0:11.55)	(0:11.52)	
6	5	ABSOLUTE CHARMER	6	65.3	0:08.09	1:17.18 [6]	1:09.09 [8]	0:57.74 [8]	0:46.54 [8]	0:34.99 [9]	0:23.57 [8]	0:34.99 +0
		Ashley Butler		1200m	Overall	(0:08.09)	(0:11.35)	(0:11.20)	(0:11.55)	(0:11.42)	(0:11.37)	
7	8	BOLD ZIP	7	66.4	0:08.41	1:17.23 [7]	1:08.82 [9]	0:57.52 [9]	0:46.46 [9]	0:35.11 [8]	0:23.61 [9]	0:35.11 +7
		Tessa Townsend		1000m	Overall	(0:08.41)	(0:11.30)	(0:11.06)	(0:11.35)	(0:11.50)	(0:11.53)	
8	3	COLLOMBATTI	8	66.4	0:07.84	1:17.73 [8]	1:09.89 [5]	0:58.46 [6]	0:47.31 [7]	0:35.79 [7]	0:24.25 [7]	0:35.79 +7
		Jackson Murphy		1000m	Overall	(0:07.84)	(0:11.43)	(0:11.15)	(0:11.52)	(0:11.54)	(0:11.77)	
9	6	HILVERSTON	4	66.6	0:07.82	1:18.54 [9]	1:10.72 [3]	0:59.60 [3]	0:48.34 [3]	0:36.91 [2]	0:25.46 [2]	0:36.91 -2
		Gabrielle Semmens		1200m	Overall	(0:07.82)	(0:11.12)	(0:11.26)	(0:11.43)	(0:11.45)	(0:12.01)	



Mackay QLD Professional

Race 3: LADBROKE IT! BENCHMARK 58 Handicap - 1300m

30 September 2023 - 14:52



MACKAY TURF CLUB
Ooralea Racecourse

Track Rating: Good 3, Weather: Fine, Rail Position: True

Section							200m			Last 600m
Field Times							0:12.25			0:35.16
Rank	TAB	Horse/Jockey	Barrier	Top Speed [km/h]	Fastest Section	Margin				Distance Travelled [m]
1	7	MICROWAVE JENNY Justin Stanley	2	66.1 1200m	0:07.76 Overall	0:11.82 [2] (0:11.82)	1:16.39		0:34.71	
2	4	MURRAJONG ROAD Dale Evans	3	65.9 1000m	0:07.82 Overall	0:11.81 [3] (0:11.81)	0.2L		0:34.52	+0
3	2	BRAZEN BRECCIA Erin Molloy	1	67.2 1200m	0:07.61 Overall	0:12.46 [1] (0:12.46)	1.5L		0:35.37	+3
4	9	MISTER SELFIE Ryan Wiggins	9	67.6 1000m	0:07.91 Overall	0:11.99 [5] (0:11.99)	2.5L		0:34.95	+6
5	1	LIFETIME QUEST McKenzie Apel	5	66.6 1200m	0:07.87 Overall	0:12.08 [4] (0:12.08)	2.6L		0:35.15	+7
6	5	ABSOLUTE CHARMER Ashley Butler	6	65.3 1200m	0:08.09 Overall	0:12.20 [6] (0:12.20)	4.6L		0:34.99	+0
7	8	BOLD ZIP Tessa Townsend	7	66.4 1000m	0:08.41 Overall	0:12.08 [8] (0:12.08)	4.8L		0:35.11	+7
8	3	COLLOMBATTI Jackson Murphy	8	66.4 1000m	0:07.84 Overall	0:12.48 [9] (0:12.48)	7.6L		0:35.79	+7
9	6	HILVERSTON Gabrielle Semmens	4	66.6 1200m	0:07.82 Overall	0:13.45 [7] (0:13.45)	12.1L		0:36.91	-2



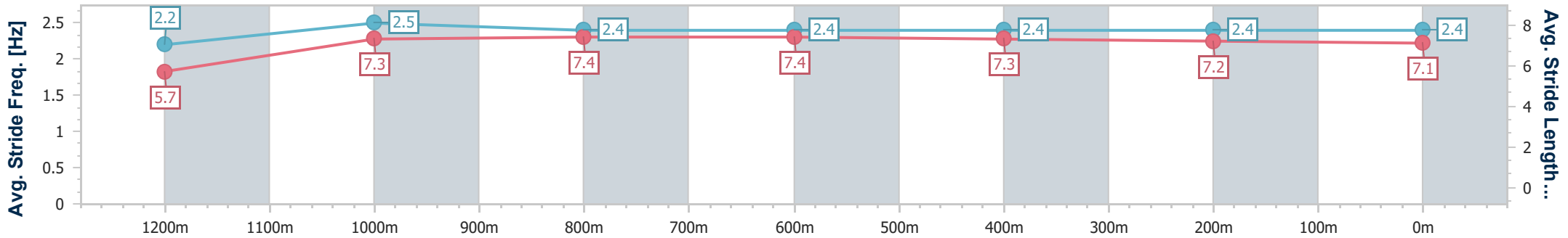
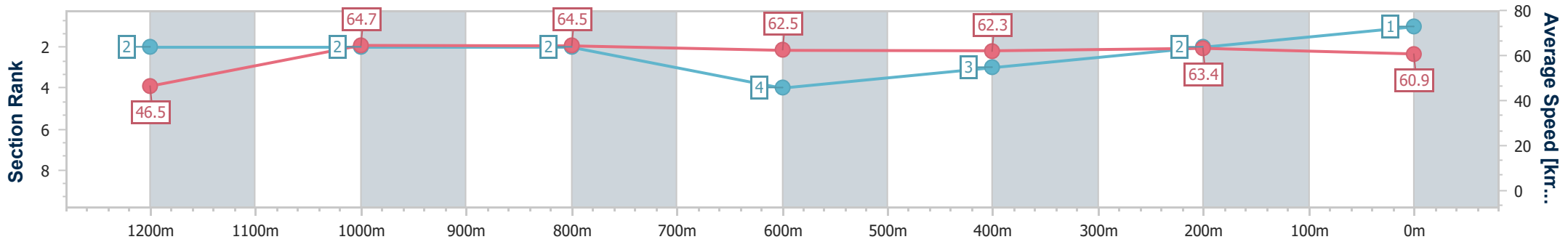
Horse/Jockey Name	Microwave Jenny
Final Rank	1
Fastest Section Time (Section)	0:07.76 (Overall)
Top Speed [km/h] (Section)	66.1 (1200m)
Race State	Finished



Mackay QLD Professional
 Race 3: LADBROKE IT! BENCHMARK 58 Handicap - 1300m
 30 September 2023 - 14:52
 Track Rating: Good 3, Weather: Fine, Rail Position: True



Section	Overall	1200m	1000m	800m	600m	400m	200m
Section Times	1:16.39 [1] (0:07.76)	1:08.63 [2] (0:11.16)	0:57.47 [2] (0:11.22)	0:46.25 [2] (0:11.54)	0:34.71 [4] (0:11.52)	0:23.19 [3] (0:11.37)	0:11.82 [2] (0:11.82)
Average Speed [km/h]	46.5	64.7	64.5	62.5	62.3	63.4	60.9
Top Speed [km/h]	61.1	66.1	65.9	63.9	63.6	64.2	63.2
Avg. Dist. to Rail [m]	8.3	2.5	1.3	0.7	0.5	1.0	2.6
Avg. Stride Freq. [Hz]	2.2	2.5	2.4	2.4	2.4	2.4	2.4
Avg. Stride Length [m]	5.7	7.3	7.4	7.4	7.3	7.2	7.1



- [] Ranking at each section and finish
- .-.- No data available at this section
- NA No data available



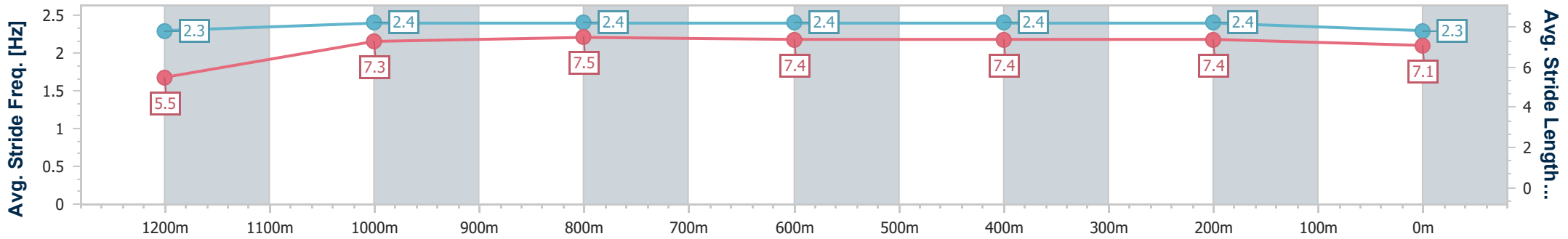
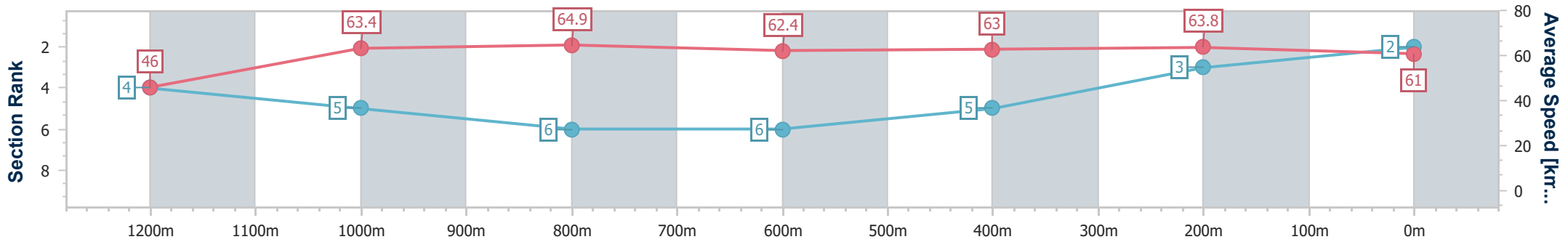
Horse/Jockey Name	Murrajong Road
Final Rank	2
Fastest Section Time (Section)	0:07.82 (Overall)
Top Speed [km/h] (Section)	65.9 (1000m)
Race State	Finished



Mackay QLD Professional
 Race 3: LADBROKE IT! BENCHMARK 58 Handicap - 1300m
 30 September 2023 - 14:52
 Track Rating: Good 3, Weather: Fine, Rail Position: True



Section	Overall	1200m	1000m	800m	600m	400m	200m
Section Times	1:16.41 [2] (0:07.82)	1:08.59 [4] (0:11.42)	0:57.17 [5] (0:11.11)	0:46.06 [6] (0:11.54)	0:34.52 [6] (0:11.42)	0:23.10 [5] (0:11.29)	0:11.81 [3] (0:11.81)
Average Speed [km/h]	46.0	63.4	64.9	62.4	63.0	63.8	61.0
Top Speed [km/h]	61.2	65.1	65.9	63.6	63.8	64.8	63.7
Avg. Dist. to Rail [m]	9.1	2.5	1.0	0.5	0.5	2.3	4.0
Avg. Stride Freq. [Hz]	2.3	2.4	2.4	2.4	2.4	2.4	2.3
Avg. Stride Length [m]	5.5	7.3	7.5	7.4	7.4	7.4	7.1



- [] Ranking at each section and finish
- .-.- No data available at this section
- NA No data available



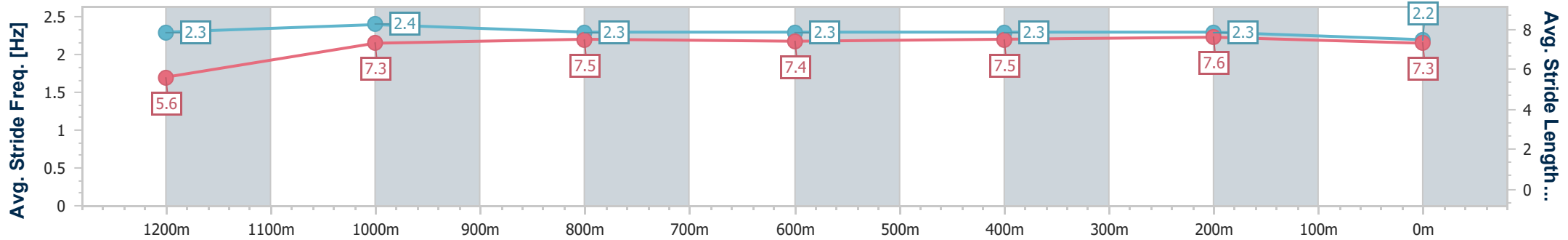
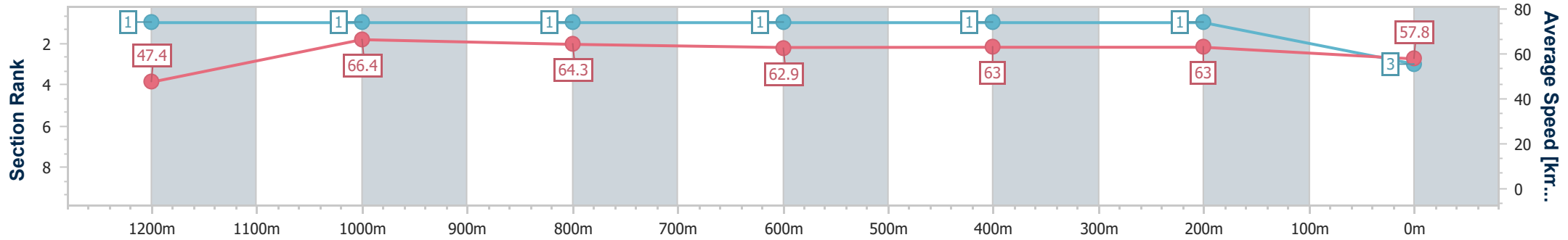
Horse/Jockey Name	Brazen Breccia
Final Rank	3
Fastest Section Time (Section)	0:07.61 (Overall)
Top Speed [km/h] (Section)	67.2 (1200m)
Race State	Finished



Mackay QLD Professional
 Race 3: LADBROKE IT! BENCHMARK 58 Handicap - 1300m
 30 September 2023 - 14:52
 Track Rating: Good 3, Weather: Fine, Rail Position: True



Section	Overall	1200m	1000m	800m	600m	400m	200m
Section Times	1:16.60 [3] (0:07.61)	1:08.99 [1] (0:10.87)	0:58.12 [1] (0:11.25)	0:46.87 [1] (0:11.50)	0:35.37 [1] (0:11.48)	0:23.89 [1] (0:11.43)	0:12.46 [1] (0:12.46)
Average Speed [km/h]	47.4	66.4	64.3	62.9	63.0	63.0	57.8
Top Speed [km/h]	63.6	67.2	65.8	63.3	63.4	63.6	61.1
Avg. Dist. to Rail [m]	7.2	2.2	1.6	1.4	0.6	1.4	2.0
Avg. Stride Freq. [Hz]	2.3	2.4	2.3	2.3	2.3	2.3	2.2
Avg. Stride Length [m]	5.6	7.3	7.5	7.4	7.5	7.6	7.3



- [] Ranking at each section and finish
- .-.- No data available at this section
- NA No data available



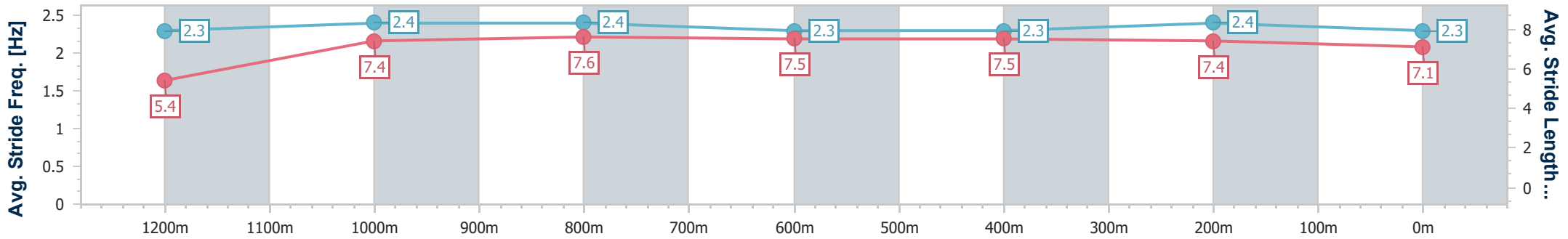
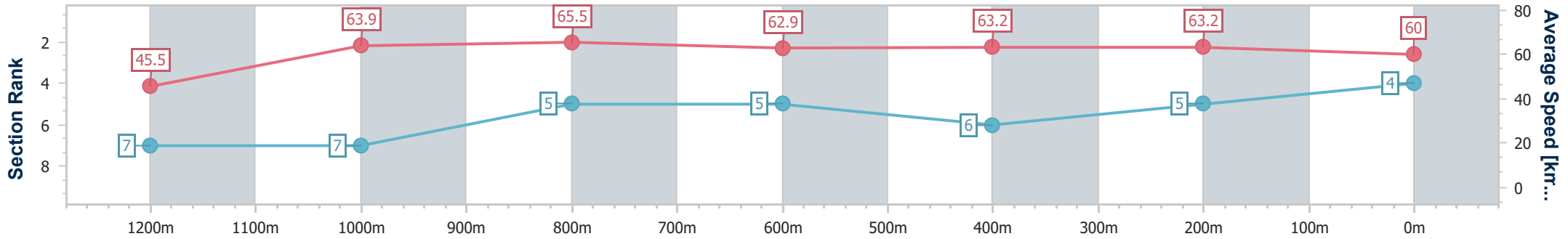
Horse/Jockey Name	Mister Selfie
Final Rank	4
Fastest Section Time (Section)	0:07.91 (Overall)
Top Speed [km/h] (Section)	67.6 (1000m)
Race State	Finished



Mackay QLD Professional
 Race 3: LADBROKE IT! BENCHMARK 58 Handicap - 1300m
 30 September 2023 - 14:52
 Track Rating: Good 3, Weather: Fine, Rail Position: True



Section	Overall	1200m	1000m	800m	600m	400m	200m
Section Times	1:16.79 [4] (0:07.91)	1:08.88 [7] (0:11.39)	0:57.49 [7] (0:11.04)	0:46.45 [5] (0:11.50)	0:34.95 [5] (0:11.49)	0:23.46 [6] (0:11.47)	0:11.99 [5]
Average Speed [km/h]	45.5	63.9	65.5	62.9	63.2	63.2	60.0
Top Speed [km/h]	60.5	65.7	67.6	64.4	65.7	64.5	63.1
Avg. Dist. to Rail [m]	13.9	4.9	1.5	1.3	1.1	4.5	7.6
Avg. Stride Freq. [Hz]	2.3	2.4	2.4	2.3	2.3	2.4	2.3
Avg. Stride Length [m]	5.4	7.4	7.6	7.5	7.5	7.4	7.1



- [] Ranking at each section and finish
- .-.- No data available at this section
- NA No data available



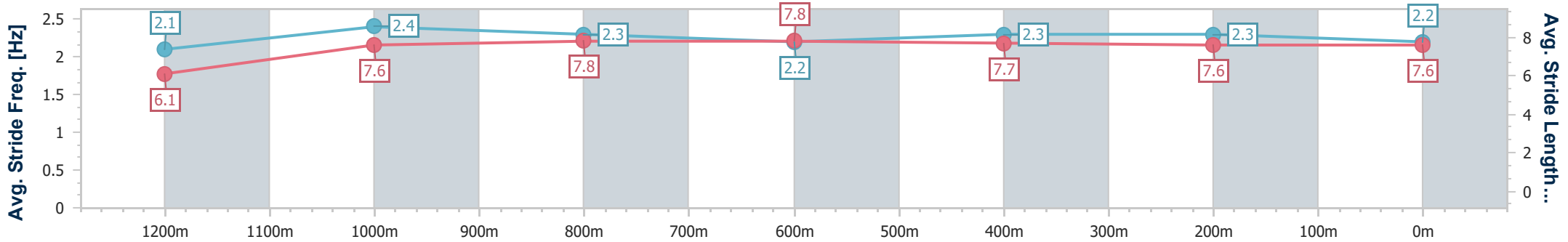
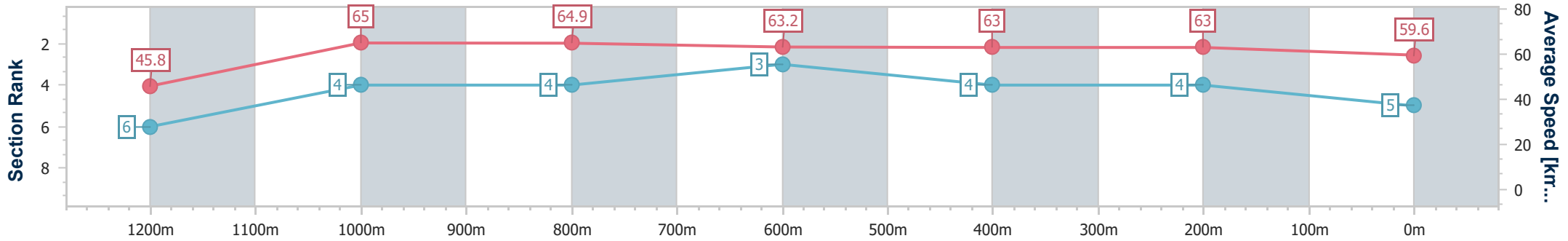
Horse/Jockey Name	Lifetime Quest
Final Rank	5
Fastest Section Time (Section)	0:07.87 (Overall)
Top Speed [km/h] (Section)	66.6 (1200m)
Race State	Finished



Mackay QLD Professional
 Race 3: LADBROKE IT! BENCHMARK 58 Handicap - 1300m
 30 September 2023 - 14:52
 Track Rating: Good 3, Weather: Fine, Rail Position: True



Section	Overall	1200m	1000m	800m	600m	400m	200m
Section Times	1:16.82 [5] (0:07.87)	1:08.95 [6] (0:11.16)	0:57.79 [4] (0:11.18)	0:46.61 [4] (0:11.46)	0:35.15 [3] (0:11.55)	0:23.60 [4] (0:11.52)	0:12.08 [4] (0:12.08)
Average Speed [km/h]	45.8	65.0	64.9	63.2	63.0	63.0	59.6
Top Speed [km/h]	63.4	66.6	66.6	64.2	63.8	63.9	62.2
Avg. Dist. to Rail [m]	11.4	5.3	2.9	2.6	1.0	4.0	5.8
Avg. Stride Freq. [Hz]	2.1	2.4	2.3	2.2	2.3	2.3	2.2
Avg. Stride Length [m]	6.1	7.6	7.8	7.8	7.7	7.6	7.6



- [] Ranking at each section and finish
- .-.- No data available at this section
- NA No data available



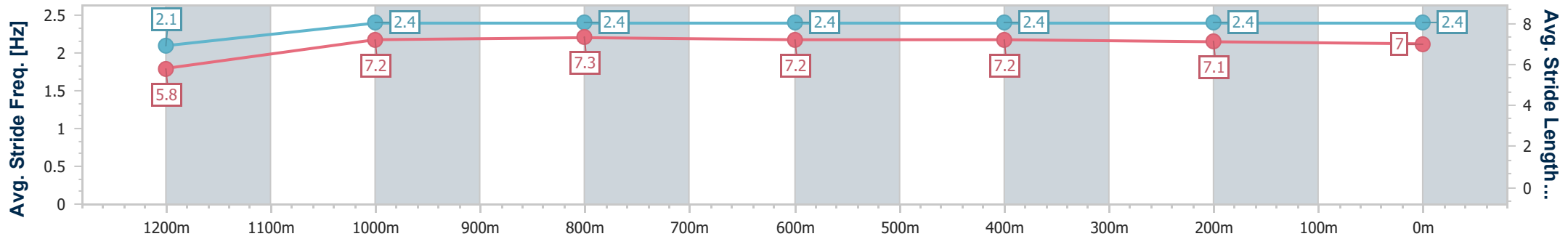
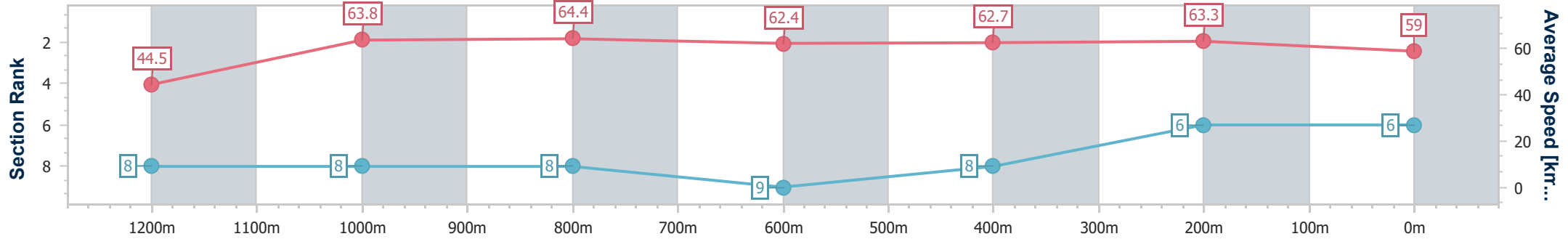
Horse/Jockey Name	Absolute Charmer
Final Rank	6
Fastest Section Time (Section)	0:08.09 (Overall)
Top Speed [km/h] (Section)	65.3 (1200m)
Race State	Finished



Mackay QLD Professional
 Race 3: LADBROKE IT! BENCHMARK 58 Handicap - 1300m
 30 September 2023 - 14:52
 Track Rating: Good 3, Weather: Fine, Rail Position: True



Section	Overall	1200m	1000m	800m	600m	400m	200m
Section Times	1:17.18 [6] (0:08.09)	1:09.09 [8] (0:11.35)	0:57.74 [8] (0:11.20)	0:46.54 [8] (0:11.55)	0:34.99 [9] (0:11.42)	0:23.57 [8] (0:11.37)	0:12.20 [6] (0:12.20)
Average Speed [km/h]	44.5	63.8	64.4	62.4	62.7	63.3	59.0
Top Speed [km/h]	59.3	65.3	65.1	63.9	63.7	64.2	61.8
Avg. Dist. to Rail [m]	11.8	2.2	0.8	0.7	0.8	3.0	5.4
Avg. Stride Freq. [Hz]	2.1	2.4	2.4	2.4	2.4	2.4	2.4
Avg. Stride Length [m]	5.8	7.2	7.3	7.2	7.2	7.1	7.0



- [] Ranking at each section and finish
- .-.- No data available at this section
- NA No data available



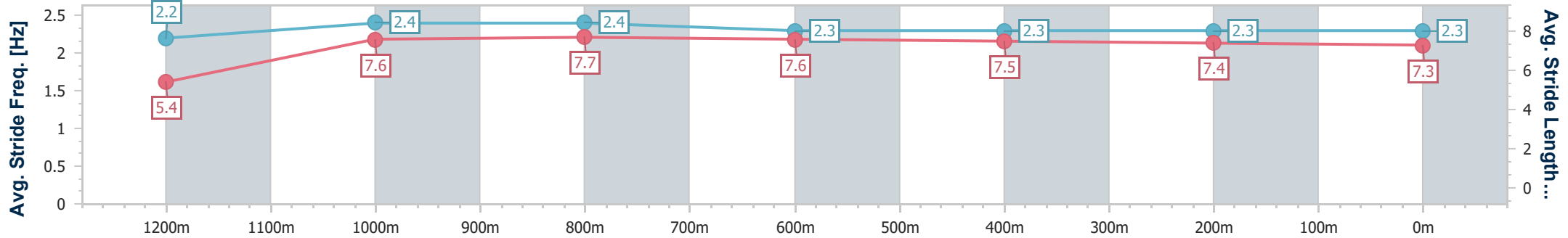
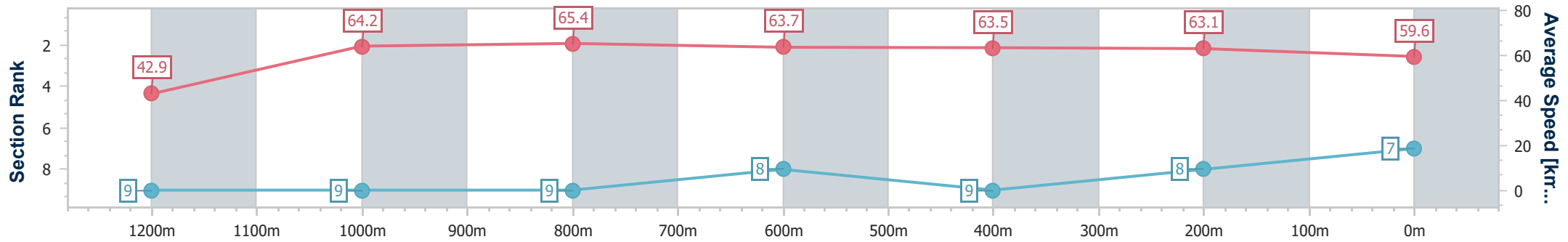
Horse/Jockey Name	Bold Zip
Final Rank	7
Fastest Section Time (Section)	0:08.41 (Overall)
Top Speed [km/h] (Section)	66.4 (1000m)
Race State	Finished



Mackay QLD Professional
 Race 3: LADBROKE IT! BENCHMARK 58 Handicap - 1300m
 30 September 2023 - 14:52
 Track Rating: Good 3, Weather: Fine, Rail Position: True



Section	Overall	1200m	1000m	800m	600m	400m	200m
Section Times	1:17.23 [7] (0:08.41)	1:08.82 [9] (0:11.30)	0:57.52 [9] (0:11.06)	0:46.46 [9] (0:11.35)	0:35.11 [8] (0:11.50)	0:23.61 [9] (0:11.53)	0:12.08 [8] (0:12.08)
Average Speed [km/h]	42.9	64.2	65.4	63.7	63.5	63.1	59.6
Top Speed [km/h]	60.0	65.6	66.4	65.7	64.3	64.2	61.8
Avg. Dist. to Rail [m]	13.7	4.8	2.0	1.5	1.7	6.5	9.9
Avg. Stride Freq. [Hz]	2.2	2.4	2.4	2.3	2.3	2.3	2.3
Avg. Stride Length [m]	5.4	7.6	7.7	7.6	7.5	7.4	7.3



- [] Ranking at each section and finish
- .-.- No data available at this section
- NA No data available



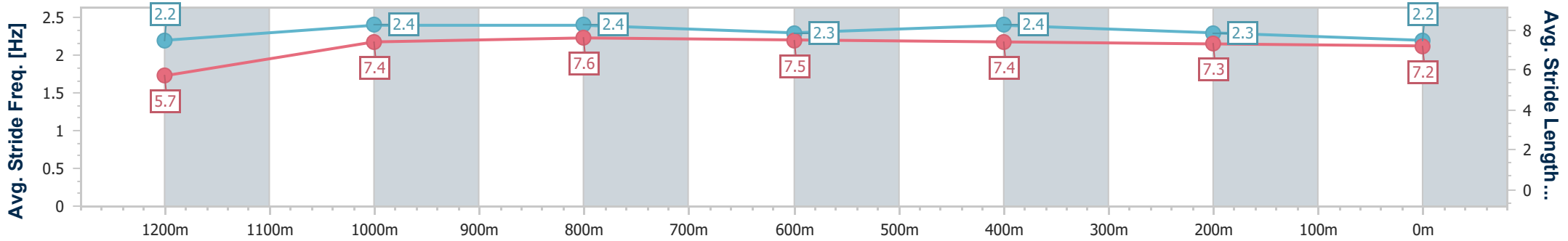
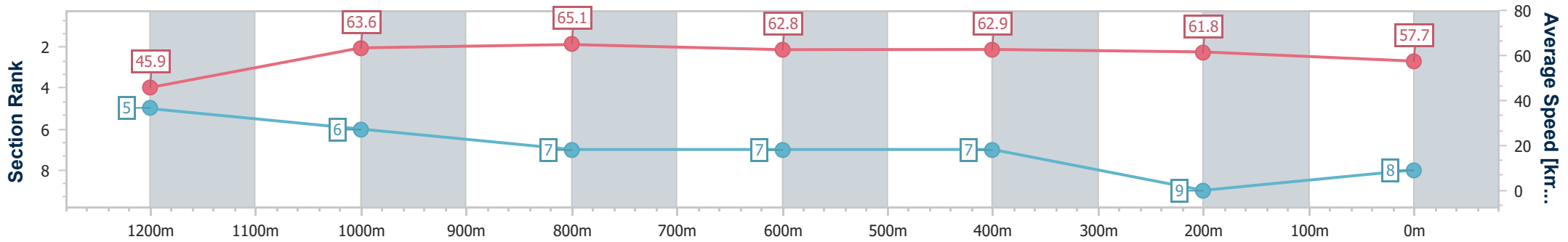
Horse/Jockey Name	Collombatti
Final Rank	8
Fastest Section Time (Section)	0:07.84 (Overall)
Top Speed [km/h] (Section)	66.4 (1000m)
Race State	Finished



Mackay QLD Professional
 Race 3: LADBROKE IT! BENCHMARK 58 Handicap - 1300m
 30 September 2023 - 14:52
 Track Rating: Good 3, Weather: Fine, Rail Position: True



Section	Overall	1200m	1000m	800m	600m	400m	200m
Section Times	1:17.73 [8] (0:07.84)	1:09.89 [5] (0:11.43)	0:58.46 [6] (0:11.15)	0:47.31 [7] (0:11.52)	0:35.79 [7] (0:11.54)	0:24.25 [7] (0:11.77)	0:12.48 [9] (0:12.48)
Average Speed [km/h]	45.9	63.6	65.1	62.8	62.9	61.8	57.7
Top Speed [km/h]	61.3	66.1	66.4	63.7	63.6	62.9	62.2
Avg. Dist. to Rail [m]	13.2	5.6	2.9	1.8	1.3	6.1	8.6
Avg. Stride Freq. [Hz]	2.2	2.4	2.4	2.3	2.4	2.3	2.2
Avg. Stride Length [m]	5.7	7.4	7.6	7.5	7.4	7.3	7.2



- [] Ranking at each section and finish
- .-.- No data available at this section
- NA No data available



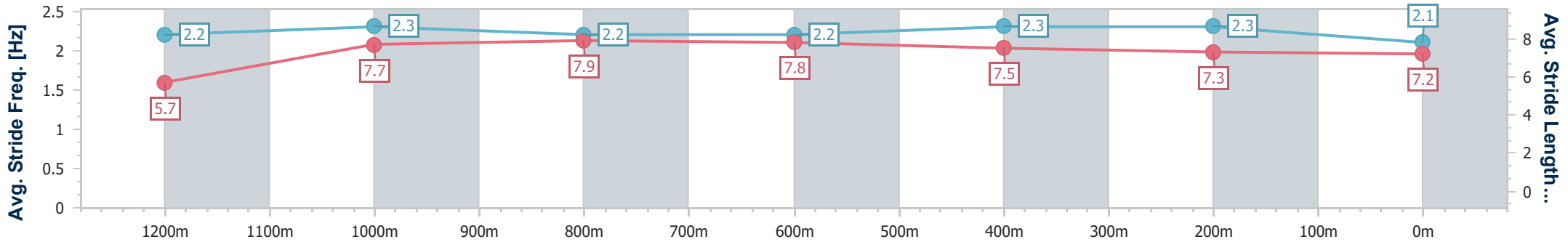
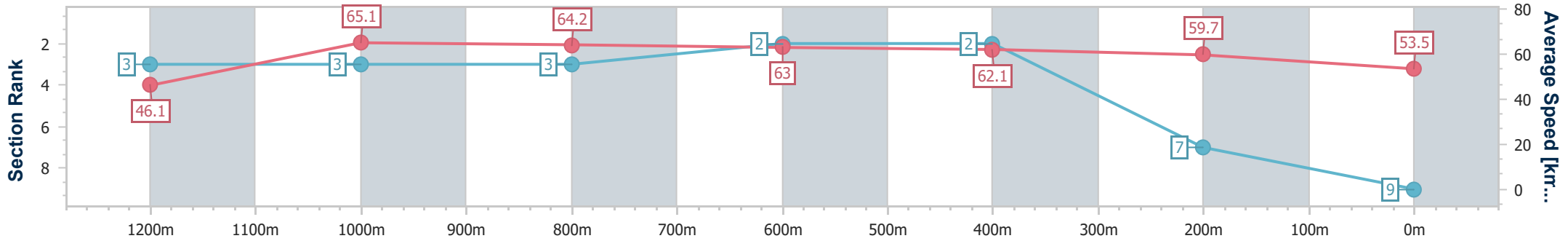
Horse/Jockey Name	Hilverston
Final Rank	9
Fastest Section Time (Section)	0:07.82 (Overall)
Top Speed [km/h] (Section)	66.6 (1200m)
Race State	Finished



Mackay QLD Professional
 Race 3: LADBROKE IT! BENCHMARK 58 Handicap - 1300m
 30 September 2023 - 14:52
 Track Rating: Good 3, Weather: Fine, Rail Position: True



Section	Overall	1200m	1000m	800m	600m	400m	200m
Section Times	1:18.54 [9] (0:07.82)	1:10.72 [3] (0:11.12)	0:59.60 [3] (0:11.26)	0:48.34 [3] (0:11.43)	0:36.91 [2] (0:11.45)	0:25.46 [2] (0:12.01)	0:13.45 [7] (0:13.45)
Average Speed [km/h]	46.1	65.1	64.2	63.0	62.1	59.7	53.5
Top Speed [km/h]	62.7	66.6	65.2	63.8	63.0	61.3	57.4
Avg. Dist. to Rail [m]	9.8	3.3	1.9	1.0	1.5	1.6	2.4
Avg. Stride Freq. [Hz]	2.2	2.3	2.2	2.2	2.3	2.3	2.1
Avg. Stride Length [m]	5.7	7.7	7.9	7.8	7.5	7.3	7.2



- [] Ranking at each section and finish
- .-.- No data available at this section
- NA No data available