



Toowoomba QLD Professional

Race 2: JLS BUILDERS BENCHMARK 62 Handicap - 1300m



30 September 2023 - 17:43

Track Rating: Good 4, Weather: Fine, Rail Position: +2m Entire

Section		Overall	1200m	1000m	800m	600m	400m	Last 600m				
Field Times		1:18.47 (0:08.22)	1:10.25 (0:10.77)	0:59.48 (0:11.30)	0:48.18 (0:11.73)	0:36.45 (0:12.14)	0:24.31 (0:12.49)	0:36.45				
Rank	TAB Horse/Jockey	Barrier	Top Speed [km/h]	Fastest Section								Distance Travelled [m]
1	12 TALK TIME Jake Molloy	11	66.8 1200m	0:08.70 Overall	1:18.47 [1] (0:08.70)	1:09.77 [9] (0:11.06)	0:58.71 [9] (0:11.30)	0:47.41 [9] (0:11.78)	0:35.63 [9] (0:11.93)	0:23.70 [9] (0:12.02)	0:35.63	
2	2 TUHINGA Michael Murphy	3	66.5 1200m	0:08.42 Overall	1:18.85 [2] (0:08.42)	1:10.43 [5] (0:11.07)	0:59.36 [6] (0:11.38)	0:47.98 [6] (0:11.69)	0:36.29 [6] (0:11.94)	0:24.35 [5] (0:12.15)	0:36.29	-4
3	8 TAKE A PICTURE Nathan Fazackerley	4	66.4 1200m	0:08.34 Overall	1:19.24 [3] (0:08.34)	1:10.90 [4] (0:10.98)	0:59.92 [5] (0:11.38)	0:48.54 [5] (0:11.72)	0:36.82 [5] (0:12.00)	0:24.82 [3] (0:12.29)	0:36.82	-8
4	13 INSTANT KARMA Les Tilley	1	66.1 1200m	0:08.50 Overall	1:19.34 [4] (0:08.50)	1:10.84 [6] (0:11.11)	0:59.73 [8] (0:11.29)	0:48.44 [7] (0:11.78)	0:36.66 [7] (0:11.98)	0:24.68 [7] (0:12.28)	0:36.66	-10
5	9 ALERT AND READY Alisha Donald	7	67.1 1200m	0:08.57 Overall	1:19.45 [5] (0:08.57)	1:10.88 [7] (0:10.97)	0:59.91 [7] (0:11.45)	0:48.46 [8] (0:11.71)	0:36.75 [8] (0:11.94)	0:24.81 [6] (0:12.27)	0:36.75	+1
6	5 THUNDER MOON Chris Whiteley	8	66.7 1200m	0:08.22 Overall	1:19.73 [6] (0:08.22)	1:11.51 [1] (0:10.99)	1:00.52 [4] (0:11.44)	0:49.08 [4] (0:11.73)	0:37.35 [3] (0:12.07)	0:25.28 [4] (0:12.24)	0:37.35	-1
7	1 CRACK OF DOOM Olivia Webb	6	66.6 1200m	0:08.77 Overall	1:19.78 [7] (0:08.77)	1:11.01 [10] (0:11.11)	0:59.90 [10] (0:11.37)	0:48.53 [10] (0:11.73)	0:36.80 [10] (0:11.91)	0:24.89 [10] (0:12.37)	0:36.80	-9
8	10 LI'L WONDER Anthony Allen	9	70.4 1200m	0:08.31 Overall	1:19.79 [8] (0:08.31)	1:11.48 [3] (0:10.68)	1:00.80 [1] (0:11.30)	0:49.50 [1] (0:11.73)	0:37.77 [1] (0:12.14)	0:25.63 [1] (0:12.49)	0:37.77	-6
9	6 ALFA LILY Sariah Champkin	13	68.6 1200m	0:08.25 Overall	1:20.47 [9] (0:08.25)	1:12.22 [2] (0:10.75)	1:01.47 [2] (0:11.33)	0:50.14 [2] (0:11.72)	0:38.42 [2] (0:12.22)	0:26.20 [2] (0:12.78)	0:38.42	-3
10	11 SLY CORNER Karl Zechner	12	71.1 1200m	0:08.69 Overall	1:22.65 [10] (0:08.69)	1:13.96 [8] (0:10.44)	1:03.52 [3] (0:11.49)	0:52.03 [3] (0:11.80)	0:40.23 [4] (0:12.24)	0:27.99 [8] (0:13.21)	0:40.23	+3

Scratched: Captain Hook (#3), Pizzo (#7), Fastling (#4), Mandalong Flag (#14)



Toowoomba QLD Professional

Race 2: JLS BUILDERS BENCHMARK 62 Handicap - 1300m

30 September 2023 - 17:43



Track Rating: Good 4, Weather: Fine, Rail Position: +2m Entire

Section				200m			Last 600m		
Field Times				0:11.82			0:36.45		
Rank	TAB	Horse/Jockey	Barrier	Top Speed [km/h]	Fastest Section	Margin			Distance Travelled [m]
1	12	TALK TIME Jake Molloy	11	66.8 1200m	0:08.70 Overall	0:11.68 [5] (0:11.68)	1:18.47	0:35.63	
2	2	TUHINGA Michael Murphy	3	66.5 1200m	0:08.42 Overall	0:12.20 [1] (0:12.20)	2L	0:36.29	-4
3	8	TAKE A PICTURE Nathan Fazackerley	4	66.4 1200m	0:08.34 Overall	0:12.53 [4] (0:12.53)	4.3L	0:36.82	-8
4	13	INSTANT KARMA Les Tilley	1	66.1 1200m	0:08.50 Overall	0:12.40 [7] (0:12.40)	4.8L	0:36.66	-10
5	9	ALERT AND READY Alisha Donald	7	67.1 1200m	0:08.57 Overall	0:12.54 [6] (0:12.54)	5.3L	0:36.75	+1
6	5	THUNDER MOON Chris Whiteley	8	66.7 1200m	0:08.22 Overall	0:13.04 [3] (0:13.04)	6.8L	0:37.35	-1
7	1	CRACK OF DOOM Olivia Webb	6	66.6 1200m	0:08.77 Overall	0:12.52 [9] (0:12.52)	7L	0:36.80	-9
8	10	LI'L WONDER Anthony Allen	9	70.4 1200m	0:08.31 Overall	0:13.14 [2] (0:13.14)	7.1L	0:37.77	-6
9	6	ALFA LILY Sariah Champkin	13	68.6 1200m	0:08.25 Overall	0:13.42 [8] (0:13.42)	10.9L	0:38.42	-3
10	11	SLY CORNER Karl Zechner	12	71.1 1200m	0:08.69 Overall	0:14.78 [10] (0:14.78)	23.7L	0:40.23	+3

Scratched: Captain Hook (#3), Pizzo (#7), Fastling (#4), Mandalong Flag (#14)

Report Created: Sat 30 September 2023 18:27 GM (Note: Timing is based on position data)

Page 2/12

[] Ranking at each section and finish
 -:-:- No data available at this section
 NA No data available

SCN Saddle cloth number
 DNF Did not finish
 DNT Did not track

data processed by TRIPLESDATA



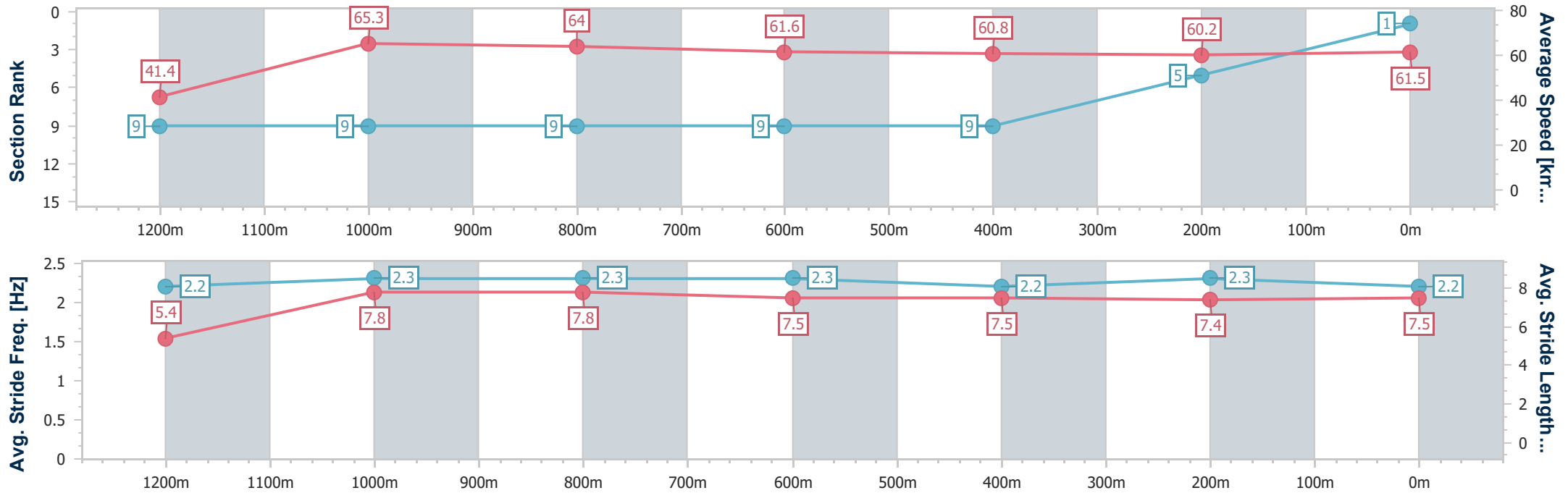
Horse/Jockey Name	Talk Time
Final Rank	1
Fastest Section Time (Section)	0:08.70 (Overall)
Top Speed [km/h] (Section)	66.8 (1200m)
Race State	Finished



Toowoomba QLD Professional
 Race 2: JLS BUILDERS BENCHMARK 62 Handicap - 1300m
 30 September 2023 - 17:43
 Track Rating: Good 4, Weather: Fine, Rail Position: +2m Entire



Section	Overall	1200m	1000m	800m	600m	400m	200m
Section Times	1:18.47 [1] (0:08.70)	1:09.77 [9] (0:11.06)	0:58.71 [9] (0:11.30)	0:47.41 [9] (0:11.78)	0:35.63 [9] (0:11.93)	0:23.70 [9] (0:12.02)	0:11.68 [5]
Average Speed [km/h]	41.4	65.3	64.0	61.6	60.8	60.2	61.5
Top Speed [km/h]	63.8	66.8	64.5	62.7	62.0	62.4	62.5
Avg. Dist. to Rail [m]	8.0	1.9	1.1	2.2	1.4	1.8	1.9
Avg. Stride Freq. [Hz]	2.2	2.3	2.3	2.3	2.2	2.3	2.2
Avg. Stride Length [m]	5.4	7.8	7.8	7.5	7.5	7.4	7.5



- [] Ranking at each section and finish
- .-.- No data available at this section
- NA No data available



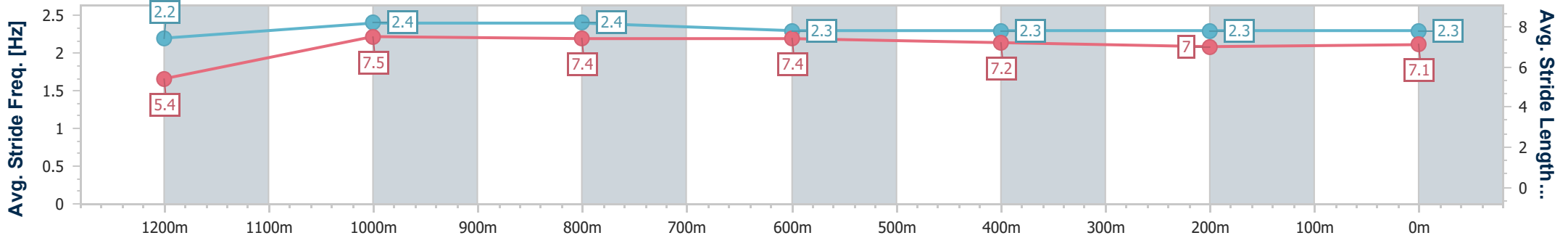
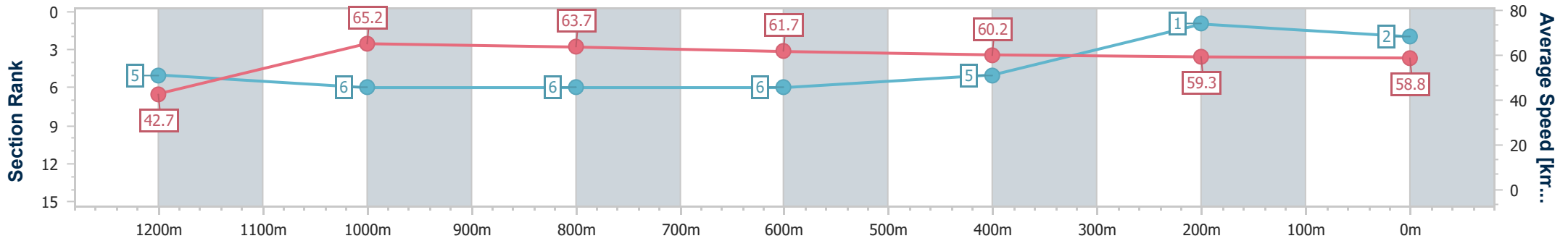
Horse/Jockey Name	Tuhinga
Final Rank	2
Fastest Section Time (Section)	0:08.42 (Overall)
Top Speed [km/h] (Section)	66.5 (1200m)
Race State	Finished



Toowoomba QLD Professional
 Race 2: JLS BUILDERS BENCHMARK 62 Handicap - 1300m
 30 September 2023 - 17:43
 Track Rating: Good 4, Weather: Fine, Rail Position: +2m Entire



Section	Overall	1200m	1000m	800m	600m	400m	200m
Section Times	1:18.85 [2] (0:08.42)	1:10.43 [5] (0:11.07)	0:59.36 [6] (0:11.38)	0:47.98 [6] (0:11.69)	0:36.29 [6] (0:11.94)	0:24.35 [5] (0:12.15)	0:12.20 [1] (0:12.20)
Average Speed [km/h]	42.7	65.2	63.7	61.7	60.2	59.3	58.8
Top Speed [km/h]	62.7	66.5	65.1	62.9	61.1	60.6	59.7
Avg. Dist. to Rail [m]	3.5	2.6	2.2	0.7	0.4	0.8	1.3
Avg. Stride Freq. [Hz]	2.2	2.4	2.4	2.3	2.3	2.3	2.3
Avg. Stride Length [m]	5.4	7.5	7.4	7.4	7.2	7.0	7.1



- [] Ranking at each section and finish
- .-.- No data available at this section
- NA No data available



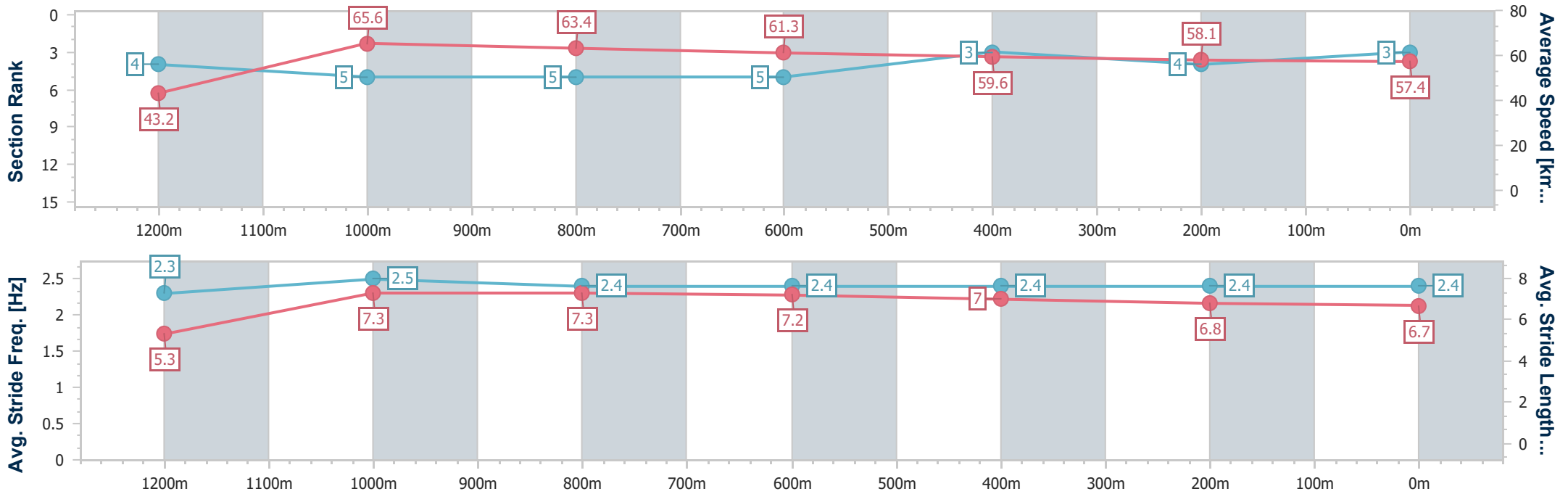
Horse/Jockey Name	Take A Picture
Final Rank	3
Fastest Section Time (Section)	0:08.34 (Overall)
Top Speed [km/h] (Section)	66.4 (1200m)
Race State	Finished



Toowoomba QLD Professional
 Race 2: JLS BUILDERS BENCHMARK 62 Handicap - 1300m
 30 September 2023 - 17:43
 Track Rating: Good 4, Weather: Fine, Rail Position: +2m Entire



Section	Overall	1200m	1000m	800m	600m	400m	200m
Section Times	1:19.24 [3] (0:08.34)	1:10.90 [4] (0:10.98)	0:59.92 [5] (0:11.38)	0:48.54 [5] (0:11.72)	0:36.82 [5] (0:12.00)	0:24.82 [3] (0:12.29)	0:12.53 [4] (0:12.53)
Average Speed [km/h]	43.2	65.6	63.4	61.3	59.6	58.1	57.4
Top Speed [km/h]	63.4	66.4	65.6	61.9	61.3	59.0	58.7
Avg. Dist. to Rail [m]	4.6	1.2	0.9	0.6	1.4	1.5	0.3
Avg. Stride Freq. [Hz]	2.3	2.5	2.4	2.4	2.4	2.4	2.4
Avg. Stride Length [m]	5.3	7.3	7.3	7.2	7.0	6.8	6.7



- [] Ranking at each section and finish
- .-.- No data available at this section
- NA No data available



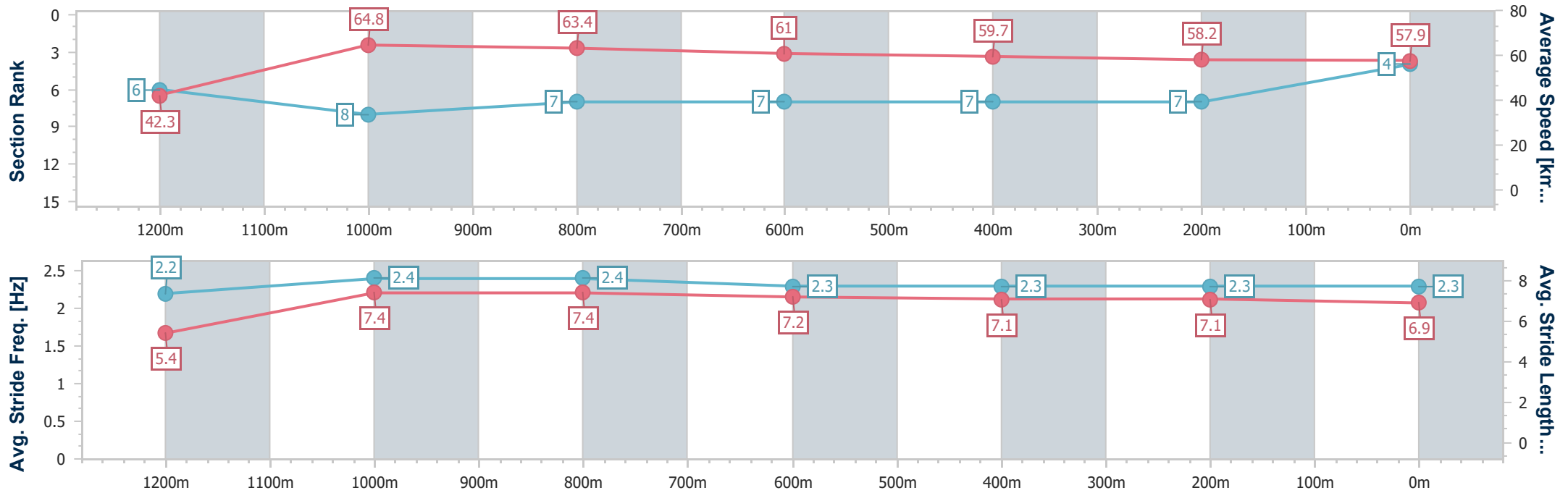
Horse/Jockey Name	Instant Karma
Final Rank	4
Fastest Section Time (Section)	0:08.50 (Overall)
Top Speed [km/h] (Section)	66.1 (1200m)
Race State	Finished



Toowoomba QLD Professional
 Race 2: JLS BUILDERS BENCHMARK 62 Handicap - 1300m
 30 September 2023 - 17:43
 Track Rating: Good 4, Weather: Fine, Rail Position: +2m Entire



Section	Overall	1200m	1000m	800m	600m	400m	200m
Section Times	1:19.34 [4] (0:08.50)	1:10.84 [6] (0:11.11)	0:59.73 [8] (0:11.29)	0:48.44 [7] (0:11.78)	0:36.66 [7] (0:11.98)	0:24.68 [7] (0:12.28)	0:12.40 [7] (0:12.40)
Average Speed [km/h]	42.3	64.8	63.4	61.0	59.7	58.2	57.9
Top Speed [km/h]	62.7	66.1	65.1	62.2	61.2	59.0	58.5
Avg. Dist. to Rail [m]	0.5	1.7	1.6	0.7	1.3	2.2	1.5
Avg. Stride Freq. [Hz]	2.2	2.4	2.4	2.3	2.3	2.3	2.3
Avg. Stride Length [m]	5.4	7.4	7.4	7.2	7.1	7.1	6.9



- [] Ranking at each section and finish
- .-.- No data available at this section
- NA No data available



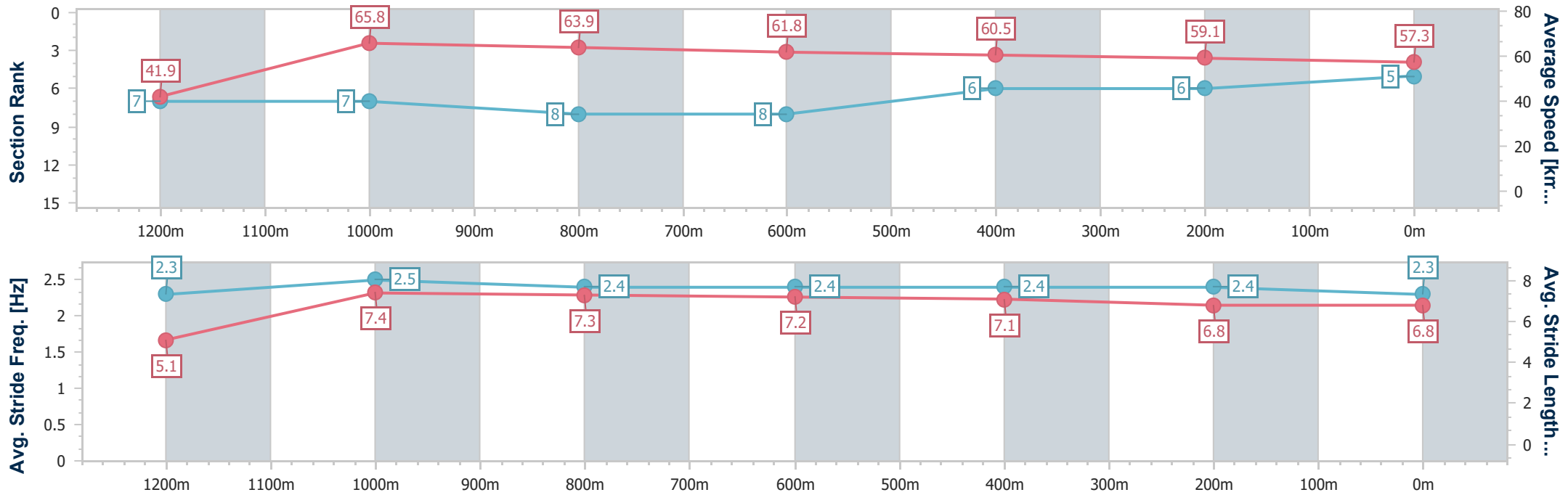
Horse/Jockey Name	Alert And Ready
Final Rank	5
Fastest Section Time (Section)	0:08.57 (Overall)
Top Speed [km/h] (Section)	67.1 (1200m)
Race State	Finished



Toowoomba QLD Professional
 Race 2: JLS BUILDERS BENCHMARK 62 Handicap - 1300m
 30 September 2023 - 17:43
 Track Rating: Good 4, Weather: Fine, Rail Position: +2m Entire



Section	Overall	1200m	1000m	800m	600m	400m	200m
Section Times	1:19.45 [5] (0:08.57)	1:10.88 [7] (0:10.97)	0:59.91 [7] (0:11.45)	0:48.46 [8] (0:11.71)	0:36.75 [8] (0:11.94)	0:24.81 [6] (0:12.27)	0:12.54 [6] (0:12.54)
Average Speed [km/h]	41.9	65.8	63.9	61.8	60.5	59.1	57.3
Top Speed [km/h]	64.2	67.1	65.4	62.7	61.4	59.8	58.5
Avg. Dist. to Rail [m]	8.7	6.3	5.0	1.4	0.6	2.6	3.3
Avg. Stride Freq. [Hz]	2.3	2.5	2.4	2.4	2.4	2.4	2.3
Avg. Stride Length [m]	5.1	7.4	7.3	7.2	7.1	6.8	6.8



- [] Ranking at each section and finish
- .-.- No data available at this section
- NA No data available



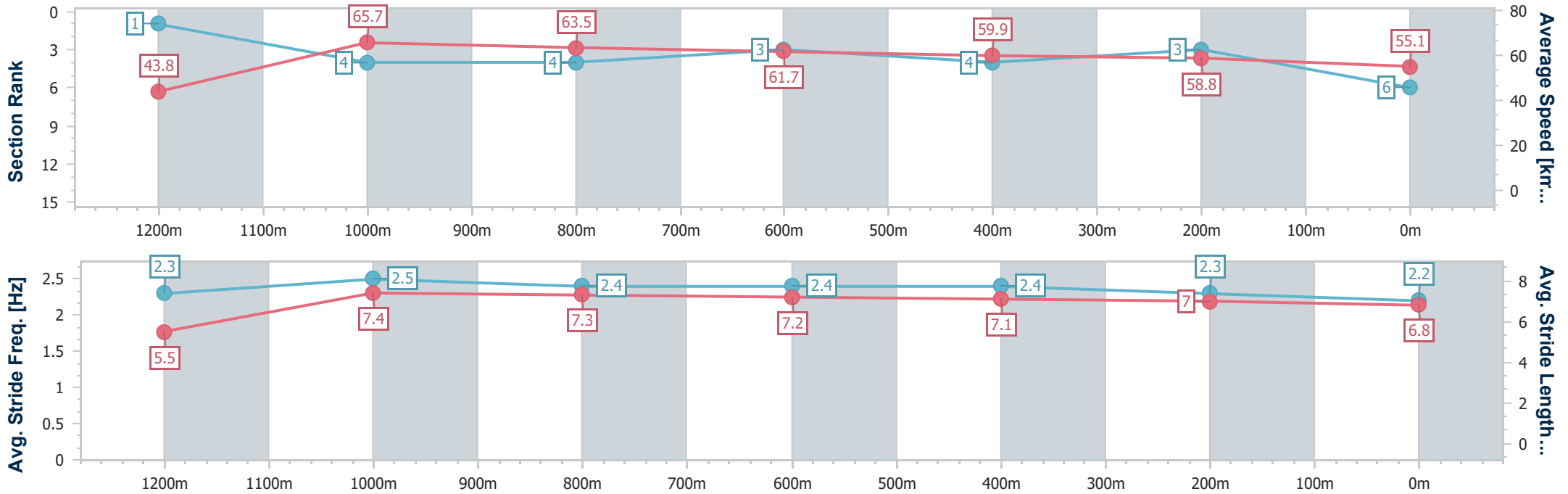
Horse/Jockey Name	Thunder Moon
Final Rank	6
Fastest Section Time (Section)	0:08.22 (Overall)
Top Speed [km/h] (Section)	66.7 (1200m)
Race State	Finished



Toowoomba QLD Professional
 Race 2: JLS BUILDERS BENCHMARK 62 Handicap - 1300m
 30 September 2023 - 17:43
 Track Rating: Good 4, Weather: Fine, Rail Position: +2m Entire



Section	Overall	1200m	1000m	800m	600m	400m	200m
Section Times	1:19.73 [6] (0:08.22)	1:11.51 [1] (0:10.99)	1:00.52 [4] (0:11.44)	0:49.08 [4] (0:11.73)	0:37.35 [3] (0:12.07)	0:25.28 [4] (0:12.24)	0:13.04 [3] (0:13.04)
Average Speed [km/h]	43.8	65.7	63.5	61.7	59.9	58.8	55.1
Top Speed [km/h]	64.3	66.7	66.4	62.5	61.4	60.2	57.5
Avg. Dist. to Rail [m]	7.3	2.8	2.3	2.1	0.9	0.5	1.6
Avg. Stride Freq. [Hz]	2.3	2.5	2.4	2.4	2.4	2.3	2.2
Avg. Stride Length [m]	5.5	7.4	7.3	7.2	7.1	7.0	6.8



- [] Ranking at each section and finish
- .-.- No data available at this section
- NA No data available



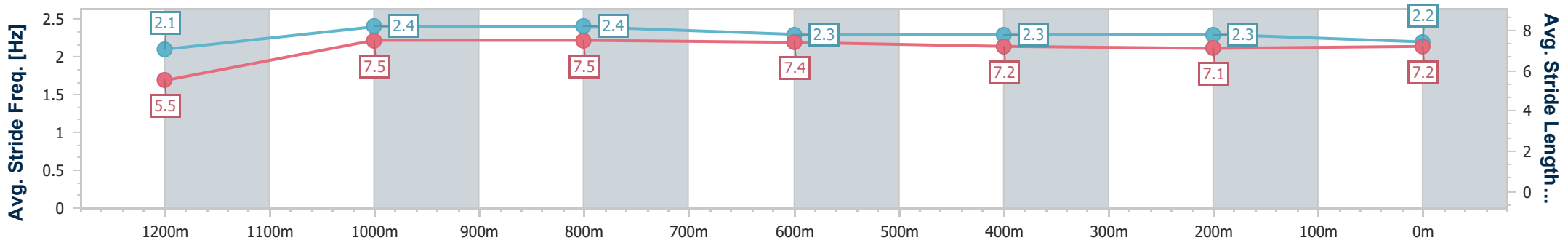
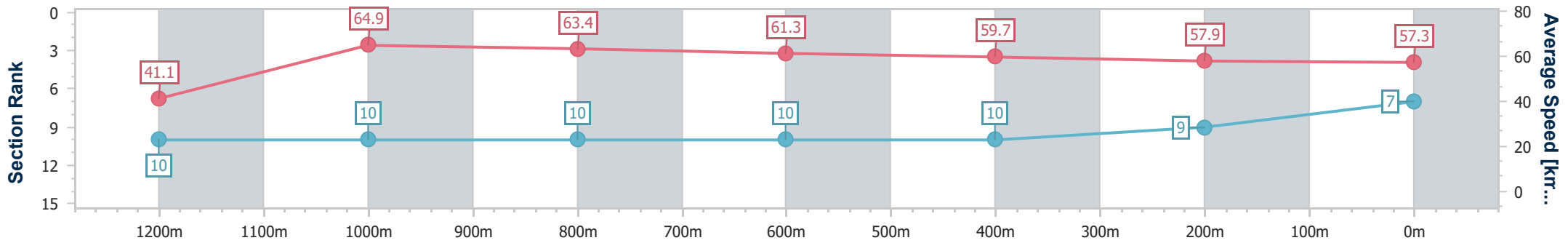
Horse/Jockey Name	Crack Of Doom
Final Rank	7
Fastest Section Time (Section)	0:08.77 (Overall)
Top Speed [km/h] (Section)	66.6 (1200m)
Race State	Finished



Toowoomba QLD Professional
 Race 2: JLS BUILDERS BENCHMARK 62 Handicap - 1300m
 30 September 2023 - 17:43
 Track Rating: Good 4, Weather: Fine, Rail Position: +2m Entire



Section	Overall	1200m	1000m	800m	600m	400m	200m
Section Times	1:19.78 [7] (0:08.77)	1:11.01 [10] (0:11.11)	0:59.90 [10] (0:11.37)	0:48.53 [10] (0:11.73)	0:36.80 [10] (0:11.91)	0:24.89 [10] (0:12.37)	0:12.52 [9] (0:12.52)
Average Speed [km/h]	41.1	64.9	63.4	61.3	59.7	57.9	57.3
Top Speed [km/h]	61.1	66.6	64.6	62.6	61.6	58.6	58.7
Avg. Dist. to Rail [m]	5.2	2.5	1.3	1.0	2.0	1.8	2.0
Avg. Stride Freq. [Hz]	2.1	2.4	2.4	2.3	2.3	2.3	2.2
Avg. Stride Length [m]	5.5	7.5	7.5	7.4	7.2	7.1	7.2



- [] Ranking at each section and finish
- .-.- No data available at this section
- NA No data available



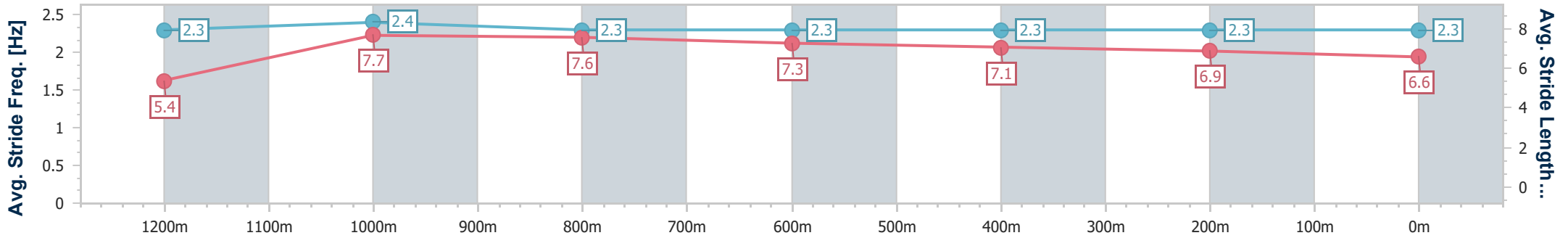
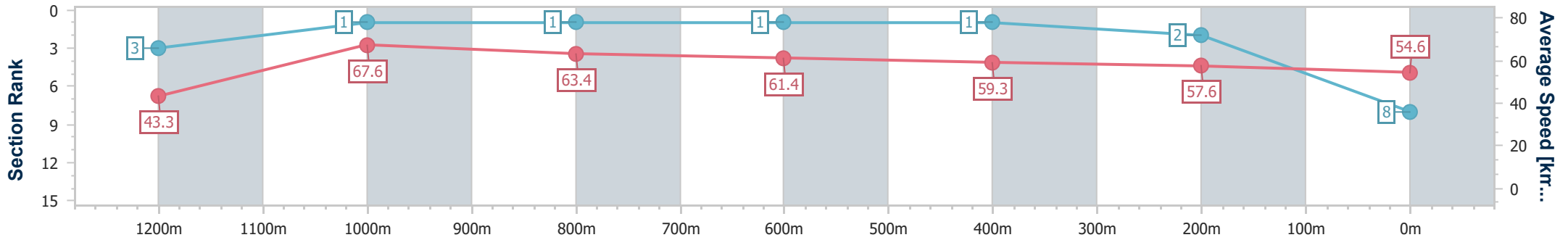
Horse/Jockey Name	Li'l Wonder
Final Rank	8
Fastest Section Time (Section)	0:08.31 (Overall)
Top Speed [km/h] (Section)	70.4 (1200m)
Race State	Finished



Toowoomba QLD Professional
 Race 2: JLS BUILDERS BENCHMARK 62 Handicap - 1300m
 30 September 2023 - 17:43
 Track Rating: Good 4, Weather: Fine, Rail Position: +2m Entire



Section	Overall	1200m	1000m	800m	600m	400m	200m
Section Times	1:19.79 [8] (0:08.31)	1:11.48 [3] (0:10.68)	1:00.80 [1] (0:11.30)	0:49.50 [1] (0:11.73)	0:37.77 [1] (0:12.14)	0:25.63 [1] (0:12.49)	0:13.14 [2] (0:13.14)
Average Speed [km/h]	43.3	67.6	63.4	61.4	59.3	57.6	54.6
Top Speed [km/h]	67.1	70.4	65.6	62.7	61.7	58.2	57.1
Avg. Dist. to Rail [m]	7.0	1.5	0.7	0.7	0.3	0.5	0.9
Avg. Stride Freq. [Hz]	2.3	2.4	2.3	2.3	2.3	2.3	2.3
Avg. Stride Length [m]	5.4	7.7	7.6	7.3	7.1	6.9	6.6



- [] Ranking at each section and finish
- .-.- No data available at this section
- NA No data available



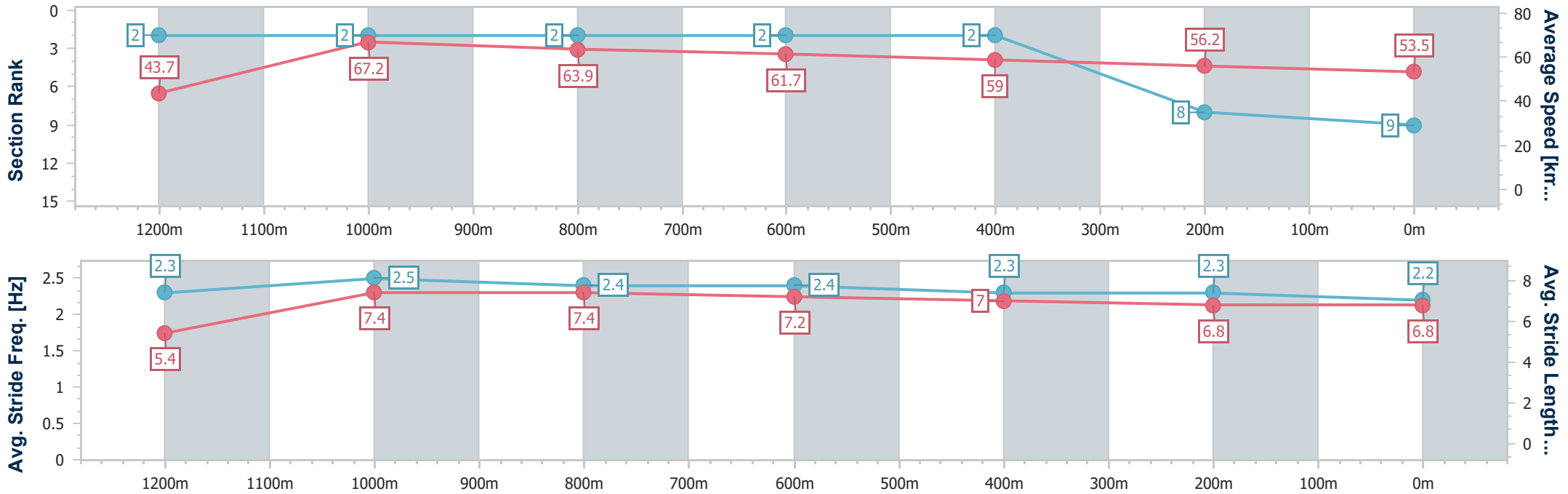
Horse/Jockey Name	Alfa Lily
Final Rank	9
Fastest Section Time (Section)	0:08.25 (Overall)
Top Speed [km/h] (Section)	68.6 (1200m)
Race State	Finished



Toowoomba QLD Professional
 Race 2: JLS BUILDERS BENCHMARK 62 Handicap - 1300m
 30 September 2023 - 17:43
 Track Rating: Good 4, Weather: Fine, Rail Position: +2m Entire



Section	Overall	1200m	1000m	800m	600m	400m	200m
Section Times	1:20.47 [9] (0:08.25)	1:12.22 [2] (0:10.75)	1:01.47 [2] (0:11.33)	0:50.14 [2] (0:11.72)	0:38.42 [2] (0:12.22)	0:26.20 [2] (0:12.78)	0:13.42 [8] (0:13.42)
Average Speed [km/h]	43.7	67.2	63.9	61.7	59.0	56.2	53.5
Top Speed [km/h]	65.8	68.6	65.1	62.8	61.2	57.6	55.3
Avg. Dist. to Rail [m]	9.7	3.4	1.7	1.3	0.6	0.7	0.5
Avg. Stride Freq. [Hz]	2.3	2.5	2.4	2.4	2.3	2.3	2.2
Avg. Stride Length [m]	5.4	7.4	7.4	7.2	7.0	6.8	6.8



- [] Ranking at each section and finish
- .-.- No data available at this section
- NA No data available



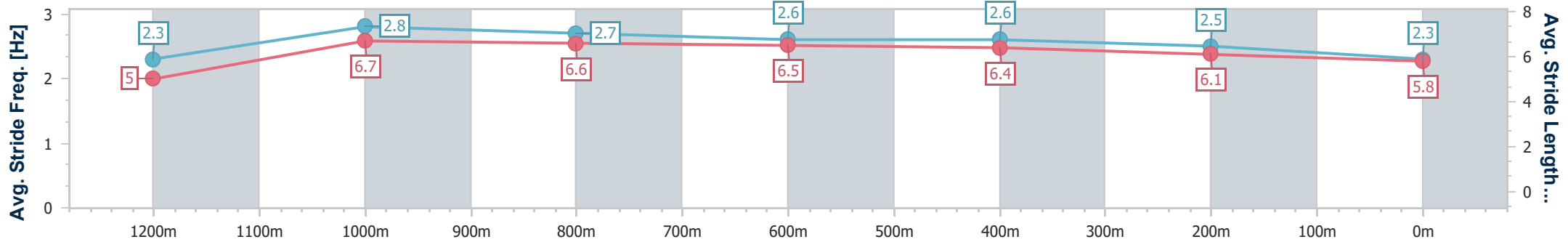
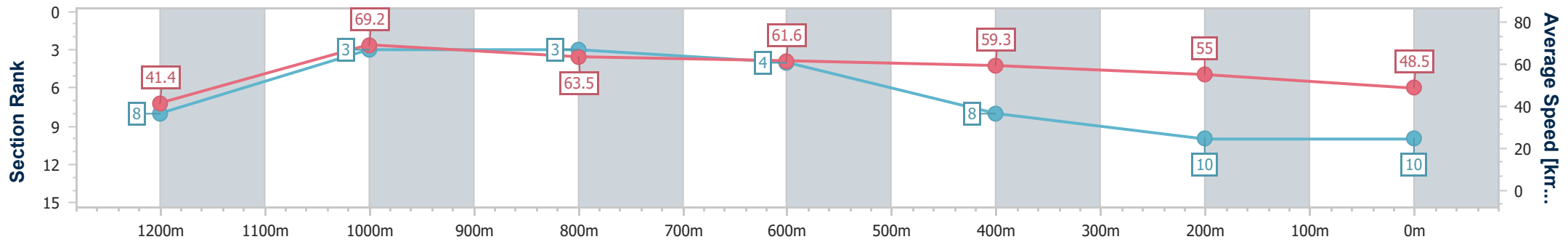
Horse/Jockey Name	Sly Corner
Final Rank	10
Fastest Section Time (Section)	0:08.69 (Overall)
Top Speed [km/h] (Section)	71.1 (1200m)
Race State	Finished



Toowoomba QLD Professional
 Race 2: JLS BUILDERS BENCHMARK 62 Handicap - 1300m
 30 September 2023 - 17:43
 Track Rating: Good 4, Weather: Fine, Rail Position: +2m Entire



Section	Overall	1200m	1000m	800m	600m	400m	200m
Section Times	1:22.65 [10] (0:08.69)	1:13.96 [8] (0:10.44)	1:03.52 [3] (0:11.49)	0:52.03 [3] (0:11.80)	0:40.23 [4] (0:12.24)	0:27.99 [8] (0:13.21)	0:14.78 [10] (0:14.78)
Average Speed [km/h]	41.4	69.2	63.5	61.6	59.3	55.0	48.5
Top Speed [km/h]	66.3	71.1	68.0	62.5	61.7	57.9	52.0
Avg. Dist. to Rail [m]	9.2	5.5	3.9	2.7	1.7	1.9	0.5
Avg. Stride Freq. [Hz]	2.3	2.8	2.7	2.6	2.6	2.5	2.3
Avg. Stride Length [m]	5.0	6.7	6.6	6.5	6.4	6.1	5.8



- [] Ranking at each section and finish
- .-.- No data available at this section
- NA No data available