



Toowoomba QLD Professional

Race 6: WESTERN TRUCK GROUP BENCHMARK 62 Handicap - 1890m

30 September 2023 - 20:13



Track Rating: Good 4, Weather: Fine, Rail Position: +2m Entire

Section		Overall	1600m	1400m	1200m	1000m	800m	600m	Last 600m				
Field Times		2:00.79 (0:21.50)	1:39.29 (0:11.07)	1:28.22 (0:11.68)	1:16.54 (0:12.39)	1:04.15 (0:12.80)	0:51.35 (0:12.82)	0:38.53 (0:13.10)	0:38.53				
Rank	TAB Horse/Jockey	Barrier	Top Speed [km/h]	Fastest Section									Distance Travelled [m]
1	6 NITROGLYCERINE Anthony Allen	1	64.5 1600m	0:11.39 1600m	2:00.79 [1] (0:22.59)	1:38.20 [7] (0:11.39)	1:26.81 [7] (0:11.57)	1:15.24 [7] (0:12.31)	1:02.93 [8] (0:12.55)	0:50.38 [7] (0:12.64)	0:37.74 [8] (0:12.75)	0:37.74	
2	8 EPIC LOVE Alisha Donald	6	64.9 1600m	0:11.44 1600m	2:00.94 [2] (0:22.79)	1:38.15 [8] (0:11.44)	1:26.71 [8] (0:11.46)	1:15.25 [8] (0:12.14)	1:03.11 [7] (0:12.69)	0:50.42 [8] (0:12.52)	0:37.90 [7] (0:12.93)	0:37.90	+4
3	2 TROPIC SANDS Craig Robertson	7	65.9 1600m	0:11.07 1600m	2:01.02 [3] (0:21.58)	1:39.44 [2] (0:11.07)	1:28.37 [2] (0:11.60)	1:16.77 [1] (0:12.39)	1:04.38 [1] (0:12.80)	0:51.58 [1] (0:12.82)	0:38.76 [1] (0:13.10)	0:38.76	-1
4	5 HECTOR SAGOA Olivia Webb	8	66.7 Overall	0:11.21 1600m	2:01.05 [4] (0:21.93)	1:39.12 [3] (0:11.21)	1:27.91 [3] (0:11.69)	1:16.22 [3] (0:12.37)	1:03.85 [3] (0:12.60)	0:51.25 [3] (0:12.73)	0:38.52 [3] (0:12.85)	0:38.52	+0
5	3 ELVEENA Karl Zechner	9	65.2 1600m	0:11.27 1600m	2:01.06 [5] (0:22.33)	1:38.73 [5] (0:11.27)	1:27.46 [6] (0:11.76)	1:15.70 [6] (0:12.27)	1:03.43 [5] (0:12.56)	0:50.87 [5] (0:12.60)	0:38.27 [5] (0:12.77)	0:38.27	+0
6	1 LUCASAYD Jake Molloy	2	65.2 1600m	0:11.51 1600m	2:02.63 [6] (0:23.13)	1:39.50 [9] (0:11.51)	1:27.99 [9] (0:11.55)	1:16.44 [9] (0:11.99)	1:04.45 [9] (0:12.64)	0:51.81 [9] (0:12.55)	0:39.26 [9] (0:13.22)	0:39.26	-16
7	4 HE'S VIRAL Sariah Champkin	4	65.5 1600m	0:11.18 1600m	2:03.33 [7] (0:22.39)	1:40.94 [6] (0:11.18)	1:29.76 [5] (0:11.71)	1:18.05 [5] (0:12.37)	1:05.68 [6] (0:12.71)	0:52.97 [6] (0:12.53)	0:40.44 [6] (0:13.28)	0:40.44	-8
8	7 SKATER Nozi Tomizawa	3	65.7 1600m	0:11.07 1600m	2:03.69 [8] (0:21.50)	1:42.19 [1] (0:11.07)	1:31.12 [1] (0:11.68)	1:19.44 [2] (0:12.44)	1:07.00 [2] (0:12.79)	0:54.21 [2] (0:12.80)	0:41.41 [2] (0:13.22)	0:41.41	-8
9	9 SMASHING LUCAS Kenji Yoshida	5	65.2 1600m	0:11.22 1600m	2:04.23 [9] (0:21.95)	1:42.28 [4] (0:11.22)	1:31.06 [4] (0:11.71)	1:19.35 [4] (0:12.39)	1:06.96 [4] (0:12.61)	0:54.35 [4] (0:12.77)	0:41.58 [4] (0:13.47)	0:41.58	-9

[] Ranking at each section and finish
 -:-:- No data available at this section
 NA No data available

SCN Saddle cloth number
 DNF Did not finish
 DNT Did not track



Toowoomba QLD Professional

Race 6: WESTERN TRUCK GROUP BENCHMARK 62 Handicap - 1890m

30 September 2023 - 20:13



Track Rating: Good 4, Weather: Fine, Rail Position: +2m Entire

Section				400m	200m			Last 600m		
Field Times				0:25.43 (0:12.82)	0:12.61 (0:12.61)			0:38.53		
Rank	TAB	Horse/Jockey	Barrier	Top Speed [km/h]	Fastest Section	Margin				Distance Travelled [m]
1	6	NITROGLYCERINE Anthony Allen	1	64.5 1600m	0:11.39 1600m	0:24.99 [5] (0:12.65)	0:12.34 [4] (0:12.34)	2:00.79	0:37.74	
2	8	EPIC LOVE Alisha Donald	6	64.9 1600m	0:11.44 1600m	0:24.97 [6] (0:12.62)	0:12.35 [5] (0:12.35)	0.8L	0:37.90	+4
3	2	TROPIC SANDS Craig Robertson	7	65.9 1600m	0:11.07 1600m	0:25.66 [1] (0:12.82)	0:12.84 [1] (0:12.84)	1.2L	0:38.76	-1
4	5	HECTOR SAGOA Olivia Webb	8	66.7 Overall	0:11.21 1600m	0:25.67 [2] (0:12.85)	0:12.82 [2] (0:12.82)	1.4L	0:38.52	+0
5	3	ELVEENA Karl Zechner	9	65.2 1600m	0:11.27 1600m	0:25.50 [4] (0:12.86)	0:12.64 [3] (0:12.64)	1.5L	0:38.27	+0
6	1	LUCASAYD Jake Molloy	2	65.2 1600m	0:11.51 1600m	0:26.04 [9] (0:12.81)	0:13.23 [7] (0:13.23)	10.8L	0:39.26	-16
7	4	HE'S VIRAL Sariah Champkin	4	65.5 1600m	0:11.18 1600m	0:27.16 [8] (0:13.39)	0:13.77 [8] (0:13.77)	14.8L	0:40.44	-8
8	7	SKATER Nozi Tomizawa	3	65.7 1600m	0:11.07 1600m	0:28.19 [3] (0:13.82)	0:14.37 [6] (0:14.37)	16.8L	0:41.41	-8
9	9	SMASHING LUCAS Kenji Yoshida	5	65.2 1600m	0:11.22 1600m	0:28.11 [7] (0:13.78)	0:14.33 [9] (0:14.33)	19.8L	0:41.58	-9



Horse/Jockey Name	Nitroglycerine
Final Rank	1
Fastest Section Time (Section)	0:11.39 (1600m)
Top Speed [km/h] (Section)	64.5 (1600m)
Race State	Finished



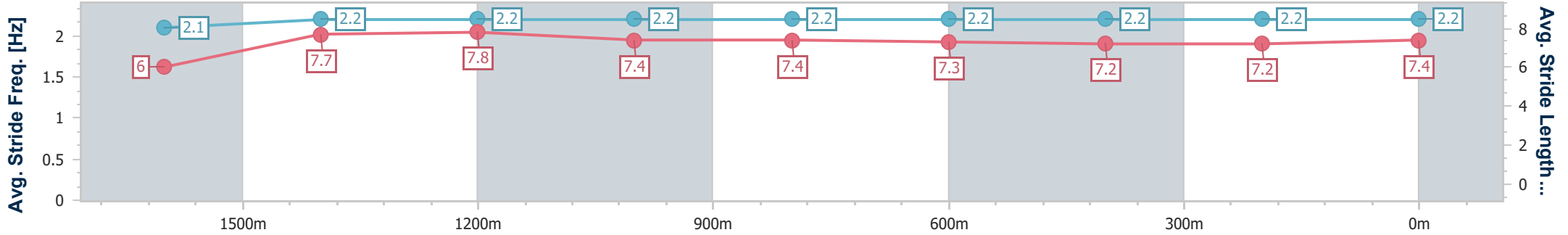
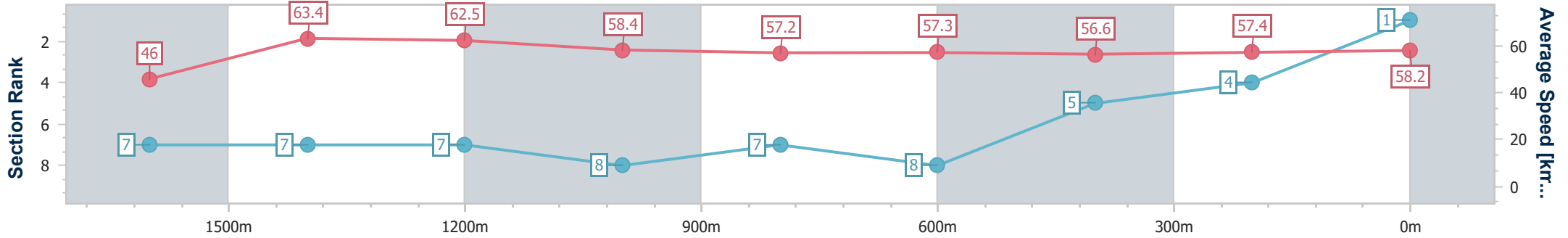
Toowoomba QLD Professional
Race 6: WESTERN TRUCK GROUP BENCHMARK 62 Handicap - 1890m



30 September 2023 - 20:13

Track Rating: Good 4, Weather: Fine, Rail Position: +2m Entire

Section	Overall	1600m	1400m	1200m	1000m	800m	600m	400m	200m
Section Times	2:00.79 [1] (0:22.59)	1:38.20 [7] (0:11.39)	1:26.81 [7] (0:11.57)	1:15.24 [7] (0:12.31)	1:02.93 [8] (0:12.55)	0:50.38 [7] (0:12.64)	0:37.74 [8] (0:12.75)	0:24.99 [5] (0:12.65)	0:12.34 [4] (0:12.34)
Average Speed [km/h]	46.0	63.4	62.5	58.4	57.2	57.3	56.6	57.4	58.2
Top Speed [km/h]	63.8	64.5	64.2	60.7	58.5	58.3	58.0	59.5	59.6
Avg. Dist. to Rail [m]	4.7	1.3	0.6	0.7	0.5	1.1	1.1	2.7	2.5
Avg. Stride Freq. [Hz]	2.1	2.2	2.2	2.2	2.2	2.2	2.2	2.2	2.2
Avg. Stride Length [m]	6.0	7.7	7.8	7.4	7.4	7.3	7.2	7.2	7.4



- [] Ranking at each section and finish
- .-.- No data available at this section
- NA No data available



Horse/Jockey Name	Epic Love
Final Rank	2
Fastest Section Time (Section)	0:11.44 (1600m)
Top Speed [km/h] (Section)	64.9 (1600m)
Race State	Finished



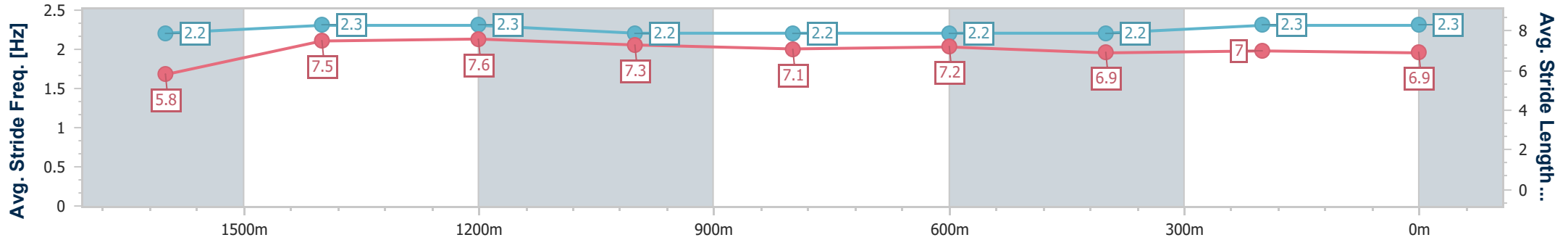
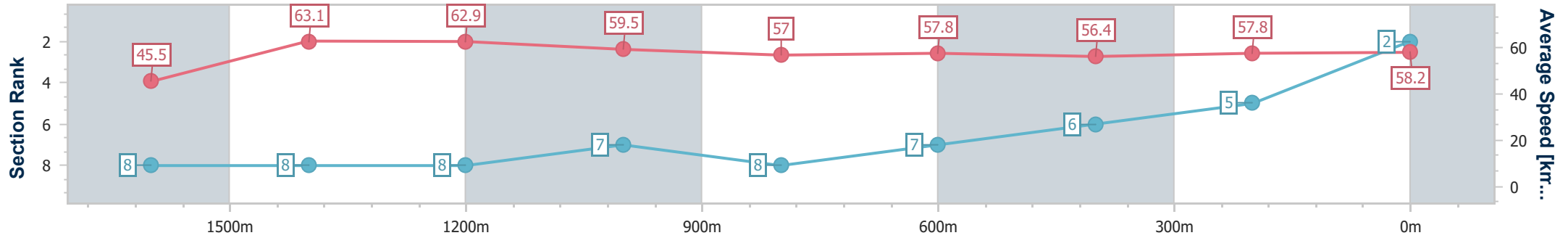
Toowoomba QLD Professional
Race 6: WESTERN TRUCK GROUP BENCHMARK 62 Handicap
- 1890m



30 September 2023 - 20:13

Track Rating: Good 4, Weather: Fine, Rail Position: +2m Entire

Section	Overall	1600m	1400m	1200m	1000m	800m	600m	400m	200m
Section Times	2:00.94 [2] (0:22.79)	1:38.15 [8] (0:11.44)	1:26.71 [8] (0:11.46)	1:15.25 [8] (0:12.14)	1:03.11 [7] (0:12.69)	0:50.42 [8] (0:12.52)	0:37.90 [7] (0:12.93)	0:24.97 [6] (0:12.62)	0:12.35 [5] (0:12.35)
Average Speed [km/h]	45.5	63.1	62.9	59.5	57.0	57.8	56.4	57.8	58.2
Top Speed [km/h]	63.2	64.9	64.8	61.6	58.3	58.4	57.5	59.4	58.7
Avg. Dist. to Rail [m]	4.5	1.0	0.4	2.2	2.0	1.9	2.4	4.6	6.3
Avg. Stride Freq. [Hz]	2.2	2.3	2.3	2.2	2.2	2.2	2.2	2.3	2.3
Avg. Stride Length [m]	5.8	7.5	7.6	7.3	7.1	7.2	6.9	7.0	6.9



- [] Ranking at each section and finish
- .-.- No data available at this section
- NA No data available



Horse/Jockey Name	Tropic Sands
Final Rank	3
Fastest Section Time (Section)	0:11.07 (1600m)
Top Speed [km/h] (Section)	65.9 (1600m)
Race State	Finished



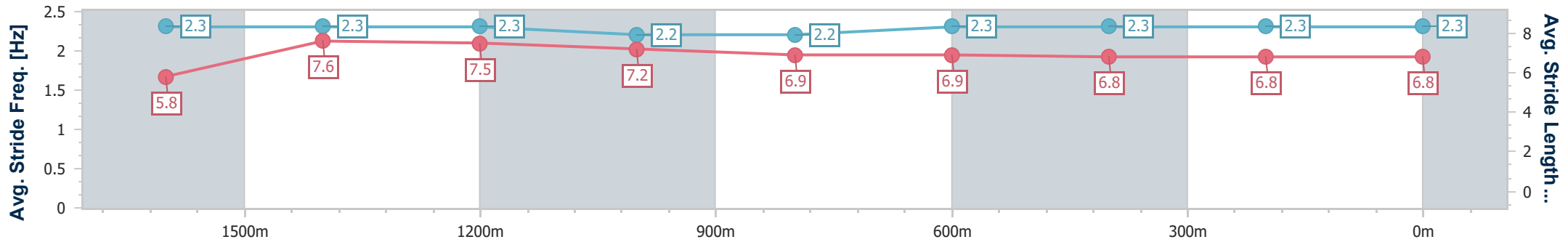
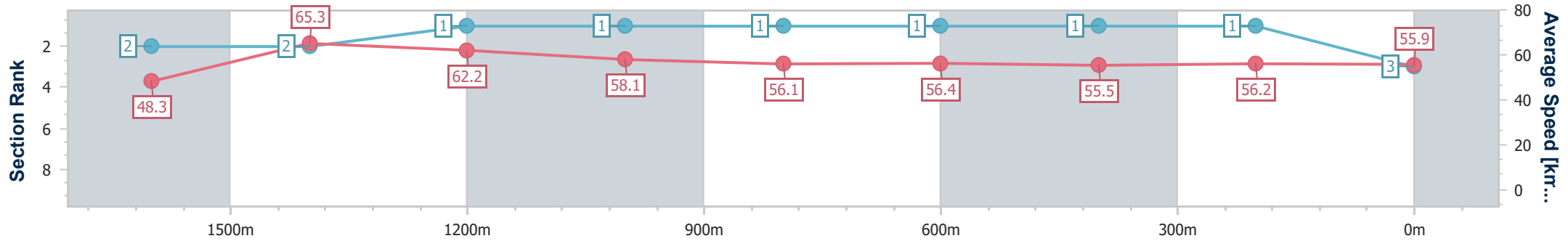
Toowoomba QLD Professional
Race 6: WESTERN TRUCK GROUP BENCHMARK 62 Handicap
- 1890m



30 September 2023 - 20:13

Track Rating: Good 4, Weather: Fine, Rail Position: +2m Entire

Section	Overall	1600m	1400m	1200m	1000m	800m	600m	400m	200m			
Section Times	2:01.02 [3] (0:21.58)	1:39.44 [2] (0:11.07)	1:28.37 [2] (0:11.60)	1:16.77 [1] (0:12.39)	1:04.38 [1] (0:12.80)	0:51.58 [1] (0:12.82)	0:38.76 [1] (0:13.10)	0:25.66 [1] (0:12.82)	0:12.84 [1] (0:12.84)			
Average Speed [km/h]	48.3	65.3	62.2	58.1	56.1	56.4	55.5	56.2	55.9			
Top Speed [km/h]	65.9	65.9	65.1	59.6	56.6	57.0	58.1	57.3	57.3			
Avg. Dist. to Rail [m]	4.3	1.5	0.4	0.6	1.2	1.8	1.8	0.4	0.4			
Avg. Stride Freq. [Hz]	2.3	2.3	2.3	2.2	2.2	2.3	2.3	2.3	2.3			
Avg. Stride Length [m]	5.8	7.6	7.5	7.2	6.9	6.9	6.8	6.8	6.8			



- [] Ranking at each section and finish
- .-.- No data available at this section
- NA No data available



Horse/Jockey Name	Hector Sagoa
Final Rank	4
Fastest Section Time (Section)	0:11.21 (1600m)
Top Speed [km/h] (Section)	66.7 (Overall)
Race State	Finished



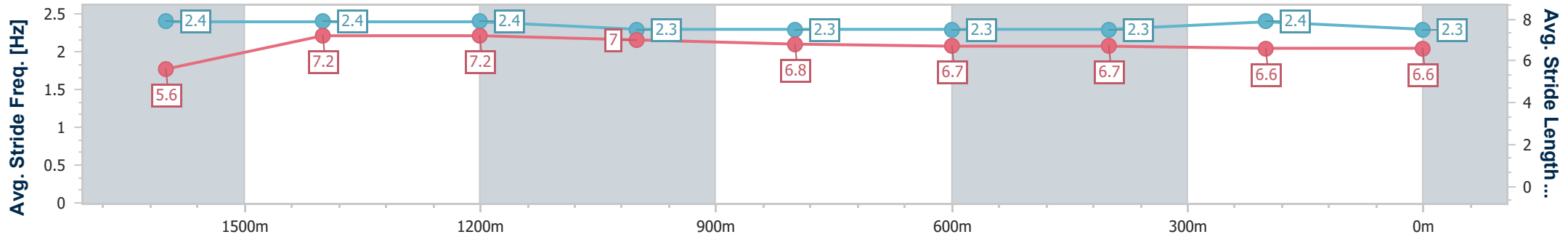
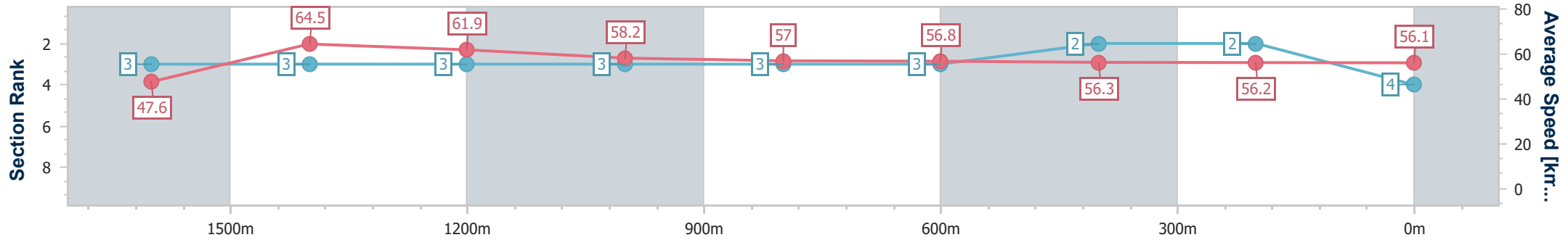
Toowoomba QLD Professional
Race 6: WESTERN TRUCK GROUP BENCHMARK 62 Handicap
- 1890m



30 September 2023 - 20:13

Track Rating: Good 4, Weather: Fine, Rail Position: +2m Entire

Section	Overall	1600m	1400m	1200m	1000m	800m	600m	400m	200m				
Section Times	2:01.05 [4] (0:21.93)	1:39.12 [3] (0:11.21)	1:27.91 [3] (0:11.69)	1:16.22 [3] (0:12.37)	1:03.85 [3] (0:12.60)	0:51.25 [3] (0:12.73)	0:38.52 [3] (0:12.85)	0:25.67 [2] (0:12.85)	0:12.82 [2] (0:12.82)				
Average Speed [km/h]	47.6	64.5	61.9	58.2	57.0	56.8	56.3	56.2	56.1				
Top Speed [km/h]	66.7	66.2	64.1	59.6	57.9	57.8	57.8	57.2	57.2				
Avg. Dist. to Rail [m]	5.0	0.9	0.9	0.4	0.5	1.2	0.9	1.3	0.6				
Avg. Stride Freq. [Hz]	2.4	2.4	2.4	2.3	2.3	2.3	2.3	2.4	2.3				
Avg. Stride Length [m]	5.6	7.2	7.2	7.0	6.8	6.7	6.7	6.6	6.6				



- [] Ranking at each section and finish
- .-.- No data available at this section
- NA No data available



Horse/Jockey Name	Elveena
Final Rank	5
Fastest Section Time (Section)	0:11.27 (1600m)
Top Speed [km/h] (Section)	65.2 (1600m)
Race State	Finished



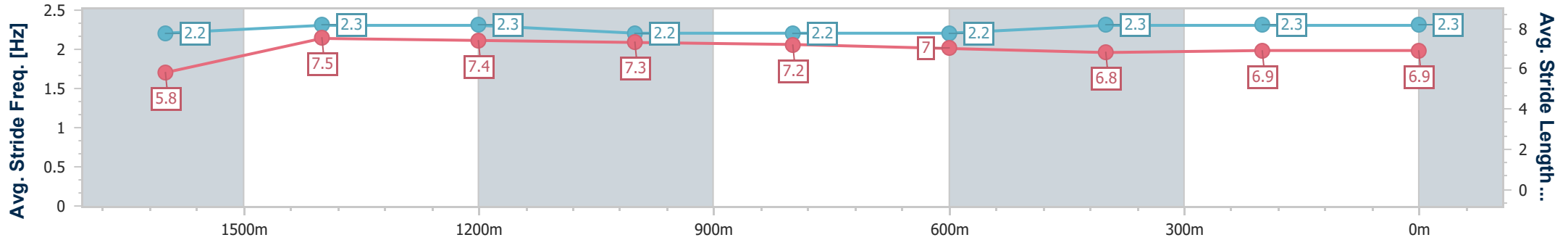
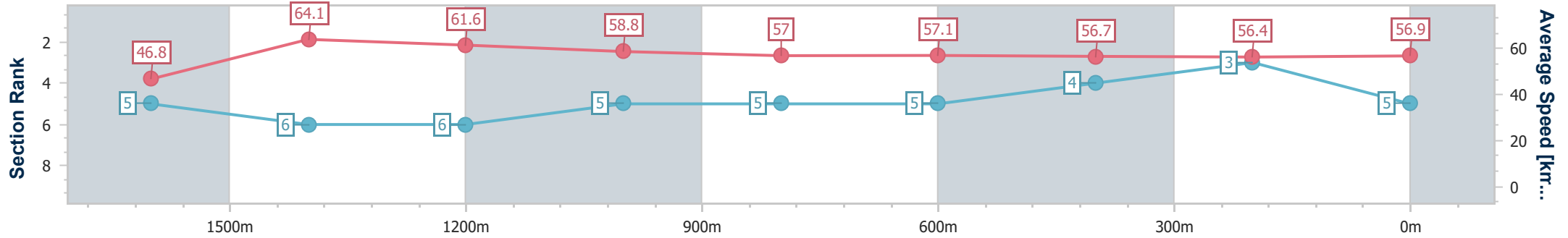
Toowoomba QLD Professional
Race 6: WESTERN TRUCK GROUP BENCHMARK 62 Handicap - 1890m



30 September 2023 - 20:13

Track Rating: Good 4, Weather: Fine, Rail Position: +2m Entire

Section	Overall	1600m	1400m	1200m	1000m	800m	600m	400m	200m				
Section Times	2:01.06 [5] (0:22.33)	1:38.73 [5] (0:11.27)	1:27.46 [6] (0:11.76)	1:15.70 [6] (0:12.27)	1:03.43 [5] (0:12.56)	0:50.87 [5] (0:12.60)	0:38.27 [5] (0:12.77)	0:25.50 [4] (0:12.86)	0:12.64 [3] (0:12.64)				
Average Speed [km/h]	46.8	64.1	61.6	58.8	57.0	57.1	56.7	56.4	56.9				
Top Speed [km/h]	64.4	65.2	64.9	60.9	58.0	57.7	57.8	57.1	58.0				
Avg. Dist. to Rail [m]	5.0	1.4	1.2	0.4	1.1	1.1	0.9	2.3	1.8				
Avg. Stride Freq. [Hz]	2.2	2.3	2.3	2.2	2.2	2.2	2.3	2.3	2.3				
Avg. Stride Length [m]	5.8	7.5	7.4	7.3	7.2	7.0	6.8	6.9	6.9				



- [] Ranking at each section and finish
- .-.- No data available at this section
- NA No data available



Horse/Jockey Name	Lucasayd
Final Rank	6
Fastest Section Time (Section)	0:11.51 (1600m)
Top Speed [km/h] (Section)	65.2 (1600m)
Race State	Finished



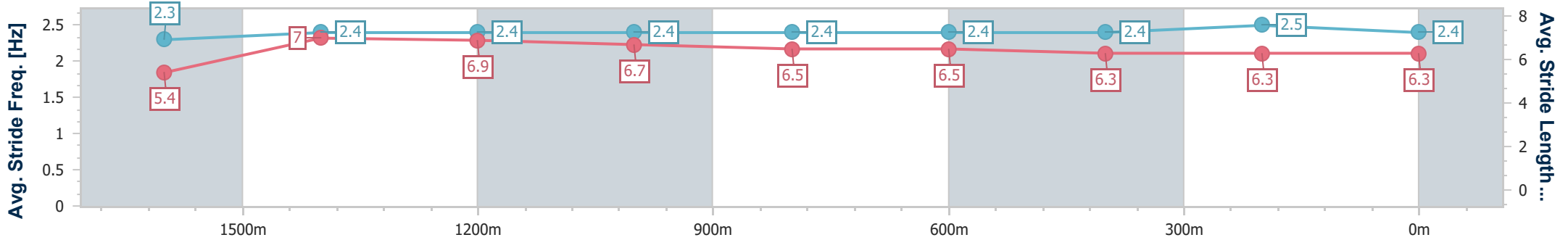
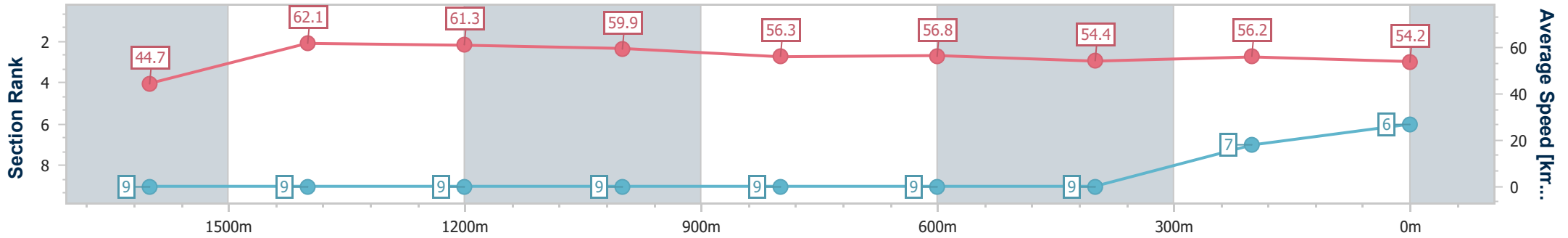
Toowoomba QLD Professional
Race 6: WESTERN TRUCK GROUP BENCHMARK 62 Handicap - 1890m



30 September 2023 - 20:13

Track Rating: Good 4, Weather: Fine, Rail Position: +2m Entire

Section	Overall	1600m	1400m	1200m	1000m	800m	600m	400m	200m
Section Times	2:02.63 [6] (0:23.13)	1:39.50 [9] (0:11.51)	1:27.99 [9] (0:11.55)	1:16.44 [9] (0:11.99)	1:04.45 [9] (0:12.64)	0:51.81 [9] (0:12.55)	0:39.26 [9] (0:13.22)	0:26.04 [9] (0:12.81)	0:13.23 [7] (0:13.23)
Average Speed [km/h]	44.7	62.1	61.3	59.9	56.3	56.8	54.4	56.2	54.2
Top Speed [km/h]	61.6	65.2	63.7	61.3	57.7	59.2	58.4	58.0	57.5
Avg. Dist. to Rail [m]	5.2	2.4	3.2	1.9	2.2	1.9	0.5	0.3	0.5
Avg. Stride Freq. [Hz]	2.3	2.4	2.4	2.4	2.4	2.4	2.4	2.5	2.4
Avg. Stride Length [m]	5.4	7.0	6.9	6.7	6.5	6.5	6.3	6.3	6.3



- [] Ranking at each section and finish
- .-.- No data available at this section
- NA No data available



Horse/Jockey Name	He's Viral
Final Rank	7
Fastest Section Time (Section)	0:11.18 (1600m)
Top Speed [km/h] (Section)	65.5 (1600m)
Race State	Finished



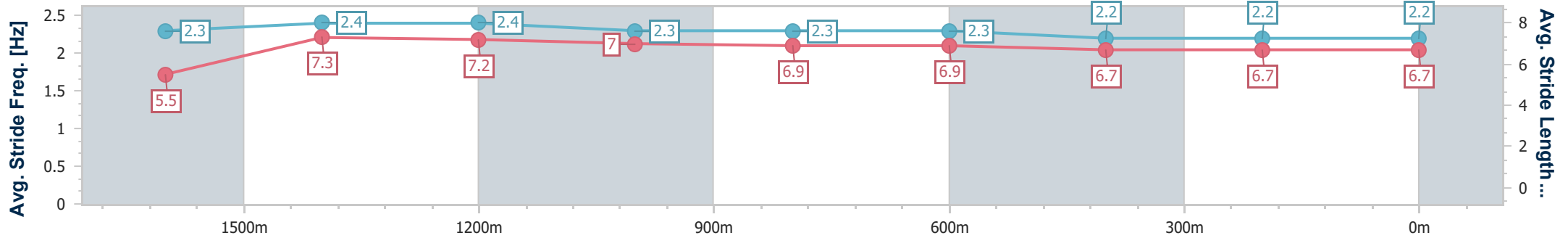
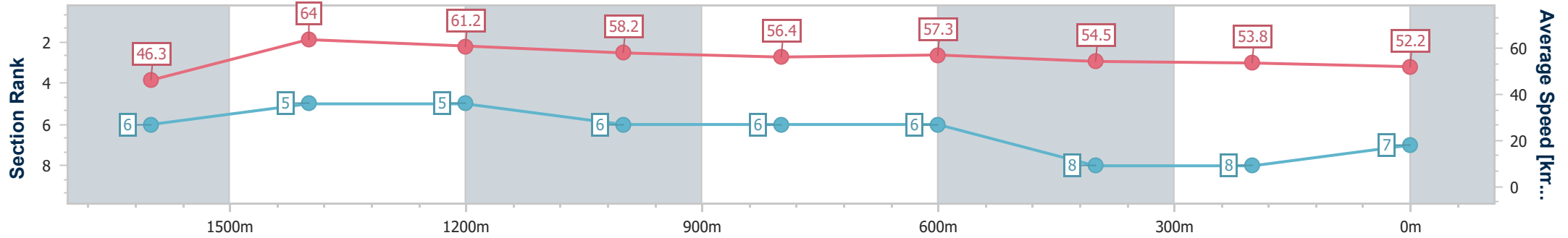
Toowoomba QLD Professional
Race 6: WESTERN TRUCK GROUP BENCHMARK 62 Handicap - 1890m



30 September 2023 - 20:13

Track Rating: Good 4, Weather: Fine, Rail Position: +2m Entire

Section	Overall	1600m	1400m	1200m	1000m	800m	600m	400m	200m			
Section Times	2:03.33 [7] (0:22.39)	1:40.94 [6] (0:11.18)	1:29.76 [5] (0:11.71)	1:18.05 [5] (0:12.37)	1:05.68 [6] (0:12.71)	0:52.97 [6] (0:12.53)	0:40.44 [6] (0:13.28)	0:27.16 [8] (0:13.39)	0:13.77 [8] (0:13.77)			
Average Speed [km/h]	46.3	64.0	61.2	58.2	56.4	57.3	54.5	53.8	52.2			
Top Speed [km/h]	63.9	65.5	64.6	60.1	57.1	58.1	56.7	54.9	53.3			
Avg. Dist. to Rail [m]	4.6	1.7	1.0	0.6	1.1	0.7	0.8	0.3	0.9			
Avg. Stride Freq. [Hz]	2.3	2.4	2.4	2.3	2.3	2.3	2.2	2.2	2.2			
Avg. Stride Length [m]	5.5	7.3	7.2	7.0	6.9	6.9	6.7	6.7	6.7			



- [] Ranking at each section and finish
- .-.- No data available at this section
- NA No data available



Horse/Jockey Name	Skater
Final Rank	8
Fastest Section Time (Section)	0:11.07 (1600m)
Top Speed [km/h] (Section)	65.7 (1600m)
Race State	Finished



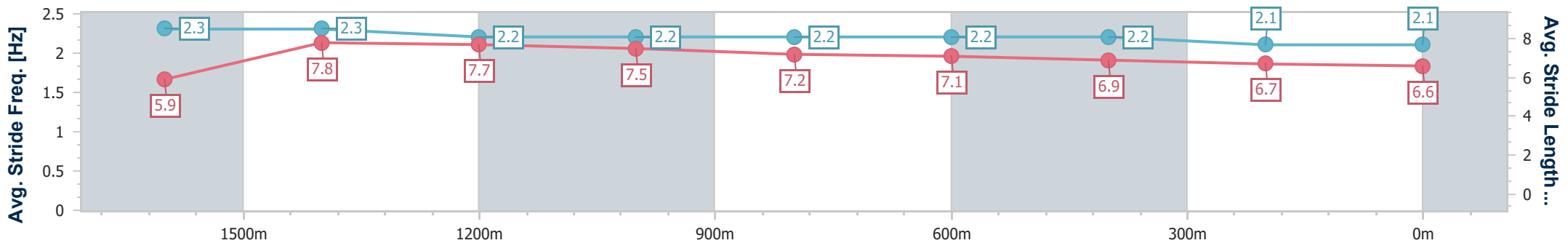
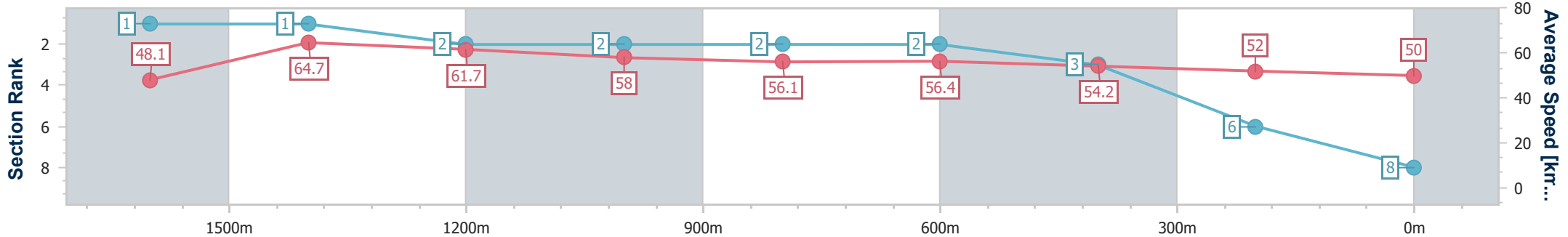
Toowoomba QLD Professional
Race 6: WESTERN TRUCK GROUP BENCHMARK 62 Handicap
- 1890m



30 September 2023 - 20:13

Track Rating: Good 4, Weather: Fine, Rail Position: +2m Entire

Section	Overall	1600m	1400m	1200m	1000m	800m	600m	400m	200m			
Section Times	2:03.69 [8] (0:21.50)	1:42.19 [1] (0:11.07)	1:31.12 [1] (0:11.68)	1:19.44 [2] (0:12.44)	1:07.00 [2] (0:12.79)	0:54.21 [2] (0:12.80)	0:41.41 [2] (0:13.22)	0:28.19 [3] (0:13.82)	0:14.37 [6] (0:14.37)			
Average Speed [km/h]	48.1	64.7	61.7	58.0	56.1	56.4	54.2	52.0	50.0			
Top Speed [km/h]	65.4	65.7	64.8	59.9	57.3	57.2	57.6	53.4	50.9			
Avg. Dist. to Rail [m]	5.8	1.1	0.8	0.6	0.4	0.7	0.8	0.6	0.6			
Avg. Stride Freq. [Hz]	2.3	2.3	2.2	2.2	2.2	2.2	2.2	2.1	2.1			
Avg. Stride Length [m]	5.9	7.8	7.7	7.5	7.2	7.1	6.9	6.7	6.6			



- [] Ranking at each section and finish
- .-.- No data available at this section
- NA No data available



Horse/Jockey Name	Smashing Lucas
Final Rank	9
Fastest Section Time (Section)	0:11.22 (1600m)
Top Speed [km/h] (Section)	65.2 (1600m)
Race State	Finished



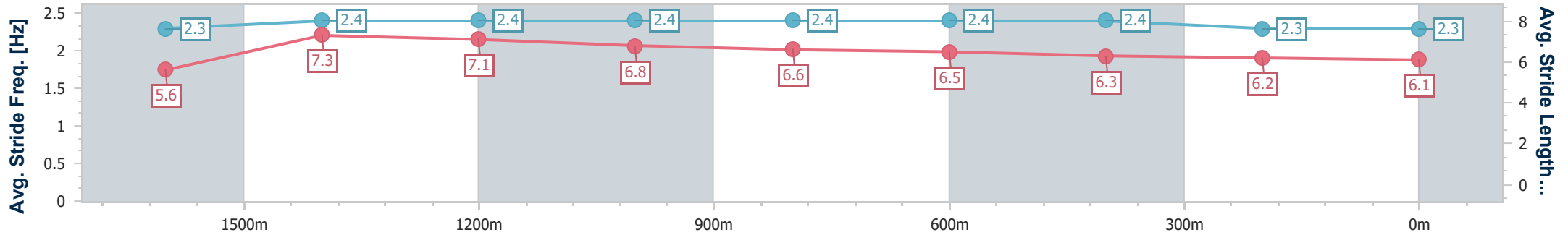
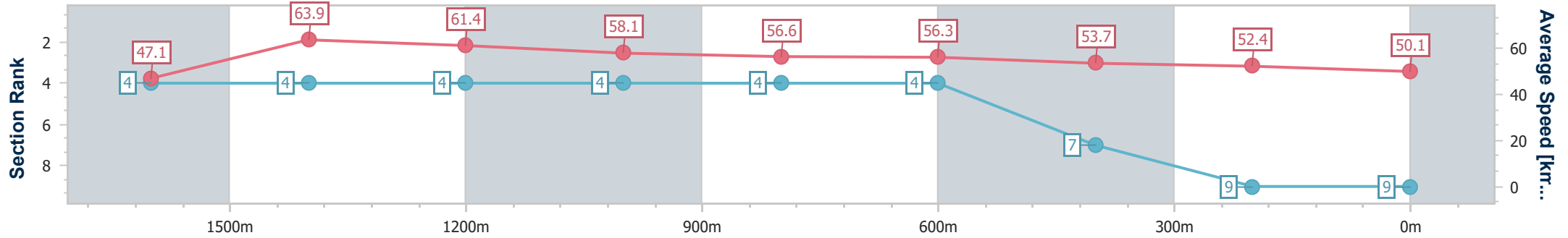
Toowoomba QLD Professional
Race 6: WESTERN TRUCK GROUP BENCHMARK 62 Handicap
- 1890m



30 September 2023 - 20:13

Track Rating: Good 4, Weather: Fine, Rail Position: +2m Entire

Section	Overall	1600m	1400m	1200m	1000m	800m	600m	400m	200m			
Section Times	2:04.23 [9] (0:21.95)	1:42.28 [4] (0:11.22)	1:31.06 [4] (0:11.71)	1:19.35 [4] (0:12.39)	1:06.96 [4] (0:12.61)	0:54.35 [4] (0:12.77)	0:41.58 [4] (0:13.47)	0:28.11 [7] (0:13.78)	0:14.33 [9] (0:14.33)			
Average Speed [km/h]	47.1	63.9	61.4	58.1	56.6	56.3	53.7	52.4	50.1			
Top Speed [km/h]	63.8	65.2	63.2	59.5	57.6	57.5	56.4	53.9	52.3			
Avg. Dist. to Rail [m]	5.3	1.0	0.5	0.4	1.8	1.4	1.1	1.1	3.4			
Avg. Stride Freq. [Hz]	2.3	2.4	2.4	2.4	2.4	2.4	2.4	2.3	2.3			
Avg. Stride Length [m]	5.6	7.3	7.1	6.8	6.6	6.5	6.3	6.2	6.1			



- [] Ranking at each section and finish
- .-.- No data available at this section
- NA No data available