



Toowoomba QLD Professional

Race 7: VALE JOHN 'CRACKER' MCDONALD Maiden Plate - 1890m

30 September 2023 - 20:50



Track Rating: Good 4, Weather: Fine, Rail Position: +2m Entire

Section														
Field Times	Overall	1600m	1400m	1200m	1000m	800m	600m	Last 600m						
	2:03.00 (0:21.77)	1:41.23 (0:11.21)	1:30.02 (0:11.86)	1:18.16 (0:13.12)	1:05.04 (0:13.86)	0:51.18 (0:13.46)	0:37.72 (0:13.02)	0:37.72						
Rank	TAB	Horse/Jockey	Barrier	Top Speed [km/h]	Fastest Section									Distance Travelled [m]
1	6	AWESOME MOON Les Tilley	1	64.3 1600m	0:11.42 1600m	2:03.00 [1] (0:22.49)	1:40.51 [6] (0:11.42)	1:29.09 [6] (0:12.14)	1:16.95 [5] (0:12.61)	1:04.34 [4] (0:13.53)	0:50.81 [5] (0:13.38)	0:37.43 [4] (0:13.06)	0:37.43	
2	1	ANOTHER DAZZLER Karl Zechner	9	64.6 1600m	0:11.23 1600m	2:03.43 [2] (0:22.32)	1:41.11 [4] (0:11.23)	1:29.88 [4] (0:12.15)	1:17.73 [4] (0:13.01)	1:04.72 [5] (0:13.41)	0:51.31 [4] (0:13.35)	0:37.96 [3] (0:12.94)	0:37.96	+9
3	7	CASSIE'S GIRL Nozi Tomizawa	3	64.7 Overall	0:11.29 1600m	2:04.10 [3] (0:22.90)	1:41.20 [8] (0:11.29)	1:29.91 [8] (0:12.03)	1:17.88 [8] (0:12.77)	1:05.11 [7] (0:13.42)	0:51.69 [6] (0:13.30)	0:38.39 [6] (0:13.03)	0:38.39	-2
4	8	LA VITTORIA Kenji Yoshida	6	65.4 1600m	0:11.17 1600m	2:04.75 [4] (0:22.16)	1:42.59 [2] (0:11.17)	1:31.42 [3] (0:12.15)	1:19.27 [2] (0:12.94)	1:06.33 [2] (0:13.40)	0:52.93 [1] (0:13.57)	0:39.36 [2] (0:12.98)	0:39.36	+1
5	3	TOP WEEKEND Nathan Fazackerley	2	64.2 Overall	0:11.38 1600m	2:04.76 [5] (0:22.45)	1:42.31 [5] (0:11.38)	1:30.93 [5] (0:12.23)	1:18.70 [6] (0:12.91)	1:05.79 [6] (0:13.44)	0:52.35 [7] (0:13.36)	0:38.99 [7] (0:13.28)	0:38.99	+9
6	4	WAR SERVICE Craig Robertson	8	68.8 1600m	0:10.73 1600m	2:04.78 [6] (0:22.25)	1:42.53 [3] (0:10.73)	1:31.80 [1] (0:11.86)	1:19.94 [1] (0:13.12)	1:06.82 [1] (0:13.98)	0:52.84 [2] (0:13.34)	0:39.50 [1] (0:13.02)	0:39.50	+6
7	9	VITA NOVA Brooke Ainsworth	4	65.6 1600m	0:11.22 1600m	2:05.99 [7] (0:21.77)	1:44.22 [1] (0:11.22)	1:33.00 [2] (0:12.49)	1:20.51 [3] (0:13.12)	1:07.39 [3] (0:13.51)	0:53.88 [3] (0:13.46)	0:40.42 [4] (0:13.09)	0:40.42	+4

Did Not Finish: Danecino (#2)

Scratched: Word From Above (#5)

[] Ranking at each section and finish
 -:-:- No data available at this section
 NA No data available

SCN Saddle cloth number
 DNF Did not finish
 DNT Did not track



Toowoomba QLD Professional

Race 7: VALE JOHN 'CRACKER' MCDONALD Maiden Plate - 1890m

30 September 2023 - 20:50



Track Rating: Good 4, Weather: Fine, Rail Position: +2m Entire

Section			400m	200m			Last 600m			
Field Times			0:24.70 (0:12.64)	0:12.06 (0:12.06)			0:37.72			
Rank	TAB	Horse/Jockey	Barrier	Top Speed [km/h]	Fastest Section	Margin		Distance Travelled [m]		
1	6	AWESOME MOON Les Tilley	1	64.3 1600m	0:11.42 1600m	0:24.37 [4] (0:12.33)	0:12.04 [2] (0:12.04)	2:03.00	0:37.43	
2	1	ANOTHER DAZZLER Karl Zechner	9	64.6 1600m	0:11.23 1600m	0:25.02 [3] (0:12.53)	0:12.49 [1] (0:12.49)	2.5L	0:37.96	+9
3	7	CASSIE'S GIRL Nozi Tomizawa	3	64.7 Overall	0:11.29 1600m	0:25.36 [6] (0:12.59)	0:12.77 [3] (0:12.77)	6.3L	0:38.39	-2
4	8	LA VITTORIA Kenji Yoshida	6	65.4 1600m	0:11.17 1600m	0:26.38 [2] (0:13.17)	0:13.21 [5] (0:13.21)	10.1L	0:39.36	+1
5	3	TOP WEEKEND Nathan Fazackerley	2	64.2 Overall	0:11.38 1600m	0:25.71 [7] (0:12.89)	0:12.82 [6] (0:12.82)	10.2L	0:38.99	+9
6	4	WAR SERVICE Craig Robertson	8	68.8 1600m	0:10.73 1600m	0:26.48 [1] (0:13.10)	0:13.38 [4] (0:13.38)	10.3L	0:39.50	+6
7	9	VITA NOVA Brooke Ainsworth	4	65.6 1600m	0:11.22 1600m	0:27.33 [5] (0:13.44)	0:13.89 [7] (0:13.89)	17.3L	0:40.42	+4

Did Not Finish: Danecino (#2)

Scratched: Word From Above (#5)



Horse/Jockey Name	Awesome Moon
Final Rank	1
Fastest Section Time (Section)	0:11.42 (1600m)
Top Speed [km/h] (Section)	64.3 (1600m)
Race State	Finished



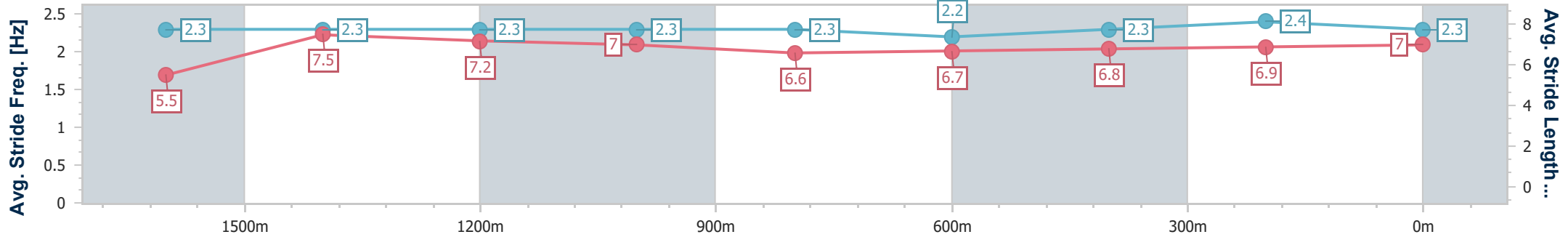
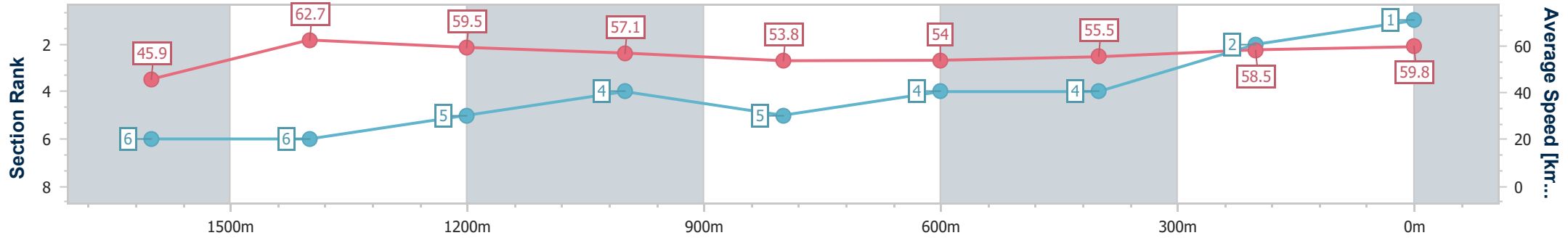
Toowoomba QLD Professional
Race 7: VALE JOHN 'CRACKER' MCDONALD Maiden Plate - 1890m



30 September 2023 - 20:50

Track Rating: Good 4, Weather: Fine, Rail Position: +2m Entire

Section	Overall	1600m	1400m	1200m	1000m	800m	600m	400m	200m
Section Times	2:03.00 [1] (0:22.49)	1:40.51 [6] (0:11.42)	1:29.09 [6] (0:12.14)	1:16.95 [5] (0:12.61)	1:04.34 [4] (0:13.53)	0:50.81 [5] (0:13.38)	0:37.43 [4] (0:13.06)	0:24.37 [4] (0:12.33)	0:12.04 [2] (0:12.04)
Average Speed [km/h]	45.9	62.7	59.5	57.1	53.8	54.0	55.5	58.5	59.8
Top Speed [km/h]	63.6	64.3	63.1	58.1	57.3	56.1	56.5	60.1	60.8
Avg. Dist. to Rail [m]	5.6	1.4	0.8	2.4	2.5	1.7	1.0	1.1	2.8
Avg. Stride Freq. [Hz]	2.3	2.3	2.3	2.3	2.3	2.2	2.3	2.4	2.3
Avg. Stride Length [m]	5.5	7.5	7.2	7.0	6.6	6.7	6.8	6.9	7.0



- [] Ranking at each section and finish
- .-.- No data available at this section
- NA No data available



Horse/Jockey Name	Another Dazzler
Final Rank	2
Fastest Section Time (Section)	0:11.23 (1600m)
Top Speed [km/h] (Section)	64.6 (1600m)
Race State	Finished



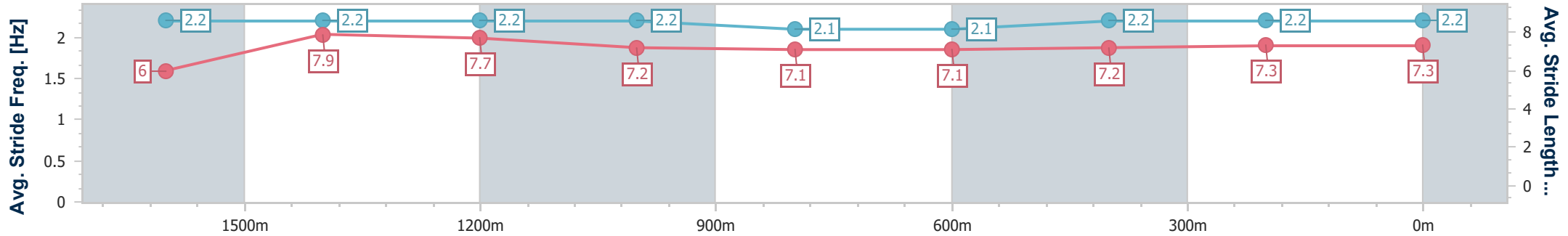
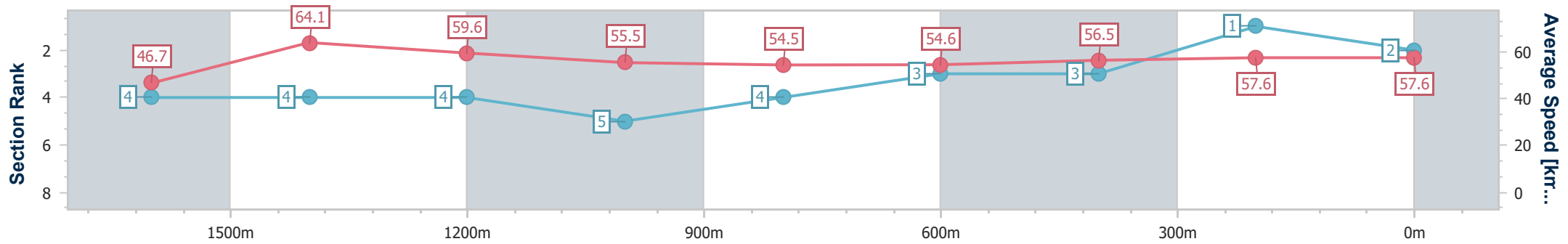
Toowoomba QLD Professional
Race 7: VALE JOHN 'CRACKER' MCDONALD Maiden Plate - 1890m



30 September 2023 - 20:50

Track Rating: Good 4, Weather: Fine, Rail Position: +2m Entire

Section	Overall	1600m	1400m	1200m	1000m	800m	600m	400m	200m				
Section Times	2:03.43 [2] (0:22.32)	1:41.11 [4] (0:11.23)	1:29.88 [4] (0:12.15)	1:17.73 [4] (0:13.01)	1:04.72 [5] (0:13.41)	0:51.31 [4] (0:13.35)	0:37.96 [3] (0:12.94)	0:25.02 [3] (0:12.53)	0:12.49 [1] (0:12.49)				
Average Speed [km/h]	46.7	64.1	59.6	55.5	54.5	54.6	56.5	57.6	57.6				
Top Speed [km/h]	64.0	64.6	63.8	57.4	55.9	56.4	57.2	58.6	58.2				
Avg. Dist. to Rail [m]	5.0	0.4	1.2	3.6	3.5	3.8	3.1	1.1	2.6				
Avg. Stride Freq. [Hz]	2.2	2.2	2.2	2.2	2.1	2.1	2.2	2.2	2.2				
Avg. Stride Length [m]	6.0	7.9	7.7	7.2	7.1	7.1	7.2	7.3	7.3				



- [] Ranking at each section and finish
- .-.- No data available at this section
- NA No data available



Horse/Jockey Name	Cassie's Girl
Final Rank	3
Fastest Section Time (Section)	0:11.29 (1600m)
Top Speed [km/h] (Section)	64.7 (Overall)
Race State	Finished



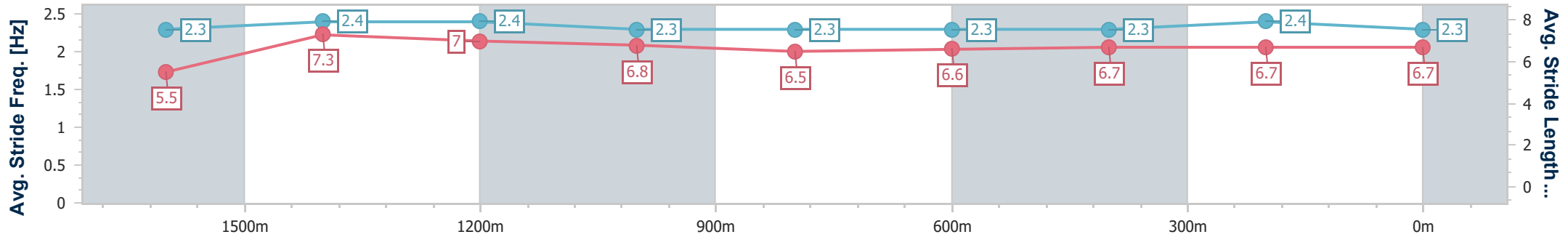
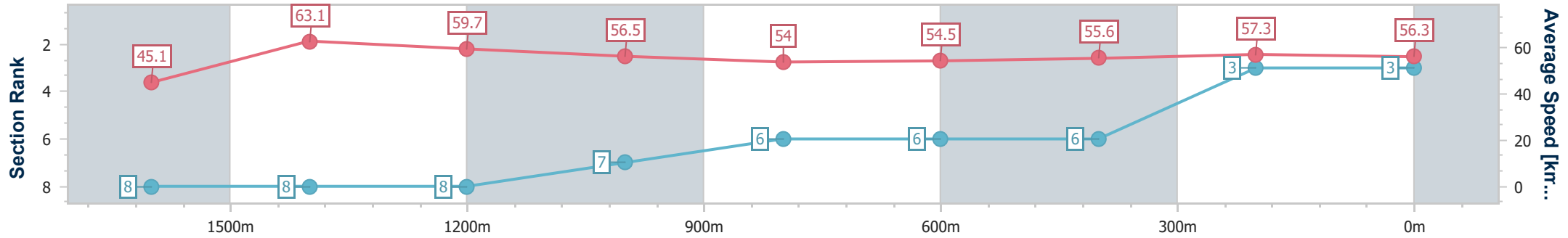
Toowoomba QLD Professional
Race 7: VALE JOHN 'CRACKER' MCDONALD Maiden Plate - 1890m



30 September 2023 - 20:50

Track Rating: Good 4, Weather: Fine, Rail Position: +2m Entire

Section	Overall	1600m	1400m	1200m	1000m	800m	600m	400m	200m
Section Times	2:04.10 [3] (0:22.90)	1:41.20 [8] (0:11.29)	1:29.91 [8] (0:12.03)	1:17.88 [8] (0:12.77)	1:05.11 [7] (0:13.42)	0:51.69 [6] (0:13.30)	0:38.39 [6] (0:13.03)	0:25.36 [6] (0:12.59)	0:12.77 [3] (0:12.77)
Average Speed [km/h]	45.1	63.1	59.7	56.5	54.0	54.5	55.6	57.3	56.3
Top Speed [km/h]	64.7	64.0	62.9	57.1	57.2	56.2	56.6	58.6	57.5
Avg. Dist. to Rail [m]	4.9	2.6	0.8	1.7	2.1	2.0	1.1	1.8	3.8
Avg. Stride Freq. [Hz]	2.3	2.4	2.4	2.3	2.3	2.3	2.3	2.4	2.3
Avg. Stride Length [m]	5.5	7.3	7.0	6.8	6.5	6.6	6.7	6.7	6.7



- [] Ranking at each section and finish
- .-.- No data available at this section
- NA No data available



Horse/Jockey Name	La Vittoria
Final Rank	4
Fastest Section Time (Section)	0:11.17 (1600m)
Top Speed [km/h] (Section)	65.4 (1600m)
Race State	Finished



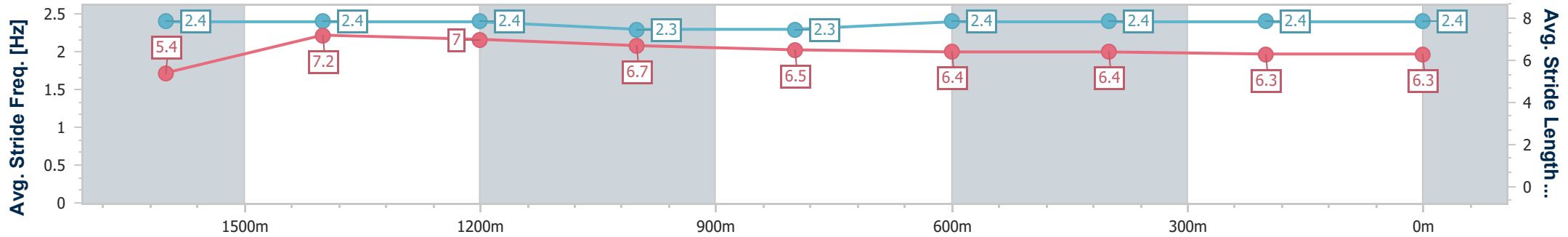
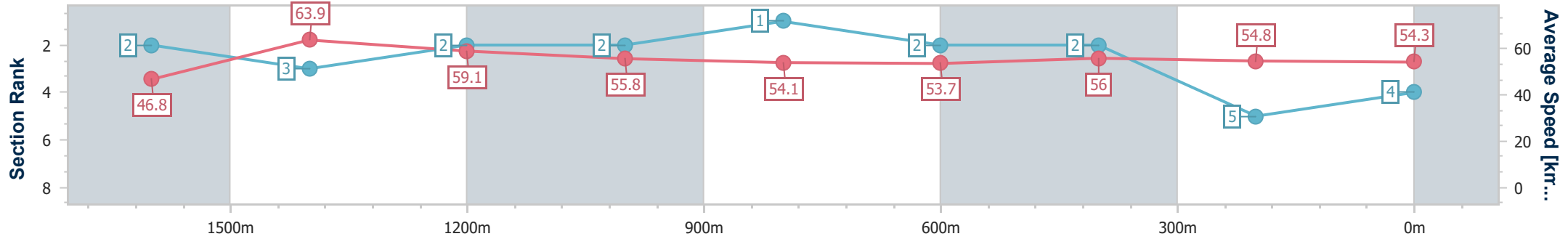
Toowoomba QLD Professional
Race 7: VALE JOHN 'CRACKER' MCDONALD Maiden Plate - 1890m



30 September 2023 - 20:50

Track Rating: Good 4, Weather: Fine, Rail Position: +2m Entire

Section	Overall	1600m	1400m	1200m	1000m	800m	600m	400m	200m
Section Times	2:04.75 [4] (0:22.16)	1:42.59 [2] (0:11.17)	1:31.42 [3] (0:12.15)	1:19.27 [2] (0:12.94)	1:06.33 [2] (0:13.40)	0:52.93 [1] (0:13.57)	0:39.36 [2] (0:12.98)	0:26.38 [2] (0:13.17)	0:13.21 [5] (0:13.21)
Average Speed [km/h]	46.8	63.9	59.1	55.8	54.1	53.7	56.0	54.8	54.3
Top Speed [km/h]	64.1	65.4	64.1	57.3	55.8	55.8	57.8	55.9	54.8
Avg. Dist. to Rail [m]	5.1	2.1	1.0	1.6	1.7	3.0	2.1	0.7	2.3
Avg. Stride Freq. [Hz]	2.4	2.4	2.4	2.3	2.3	2.4	2.4	2.4	2.4
Avg. Stride Length [m]	5.4	7.2	7.0	6.7	6.5	6.4	6.4	6.3	6.3



- [] Ranking at each section and finish
- .-.- No data available at this section
- NA No data available



Horse/Jockey Name	Top Weekend
Final Rank	5
Fastest Section Time (Section)	0:11.38 (1600m)
Top Speed [km/h] (Section)	64.2 (Overall)
Race State	Finished



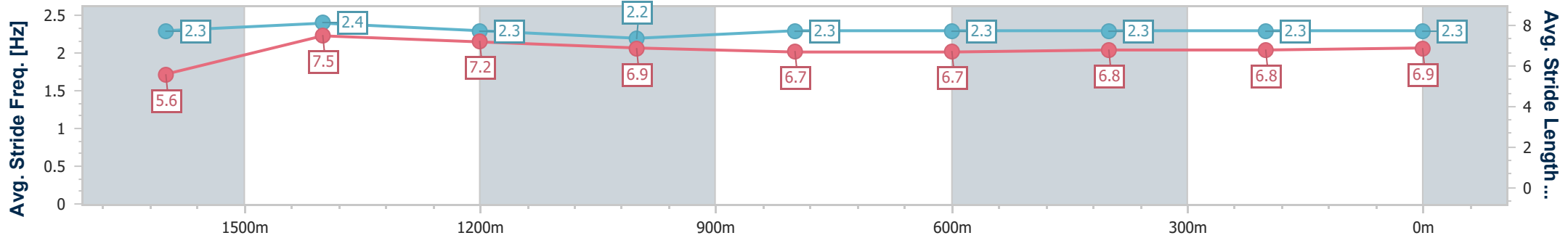
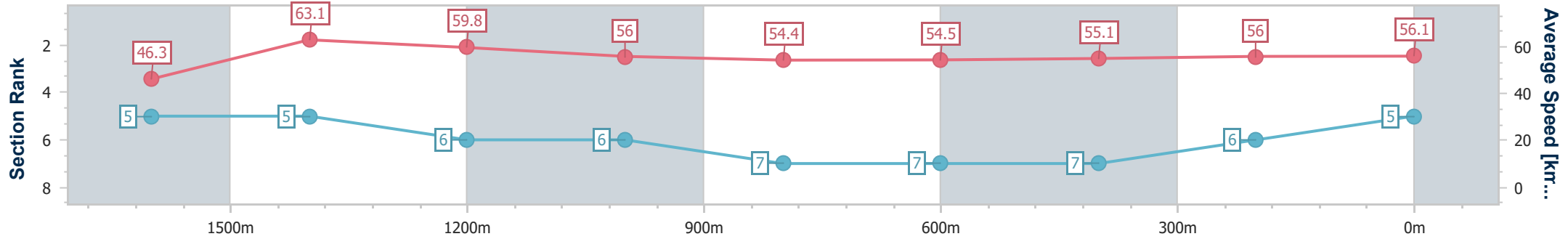
Toowoomba QLD Professional
Race 7: VALE JOHN 'CRACKER' MCDONALD Maiden Plate - 1890m



30 September 2023 - 20:50

Track Rating: Good 4, Weather: Fine, Rail Position: +2m Entire

Section	Overall	1600m	1400m	1200m	1000m	800m	600m	400m	200m
Section Times	2:04.76 [5] (0:22.45)	1:42.31 [5] (0:11.38)	1:30.93 [5] (0:12.23)	1:18.70 [6] (0:12.91)	1:05.79 [6] (0:13.44)	0:52.35 [7] (0:13.36)	0:38.99 [7] (0:13.28)	0:25.71 [7] (0:12.89)	0:12.82 [6] (0:12.82)
Average Speed [km/h]	46.3	63.1	59.8	56.0	54.4	54.5	55.1	56.0	56.1
Top Speed [km/h]	64.2	64.2	63.4	58.5	57.1	55.6	56.2	57.1	56.6
Avg. Dist. to Rail [m]	4.3	1.0	2.6	4.2	4.2	3.4	3.0	1.0	3.7
Avg. Stride Freq. [Hz]	2.3	2.4	2.3	2.2	2.3	2.3	2.3	2.3	2.3
Avg. Stride Length [m]	5.6	7.5	7.2	6.9	6.7	6.7	6.8	6.8	6.9



- [] Ranking at each section and finish
- .-.- No data available at this section
- NA No data available



Horse/Jockey Name	War Service
Final Rank	6
Fastest Section Time (Section)	0:10.73 (1600m)
Top Speed [km/h] (Section)	68.8 (1600m)
Race State	Finished



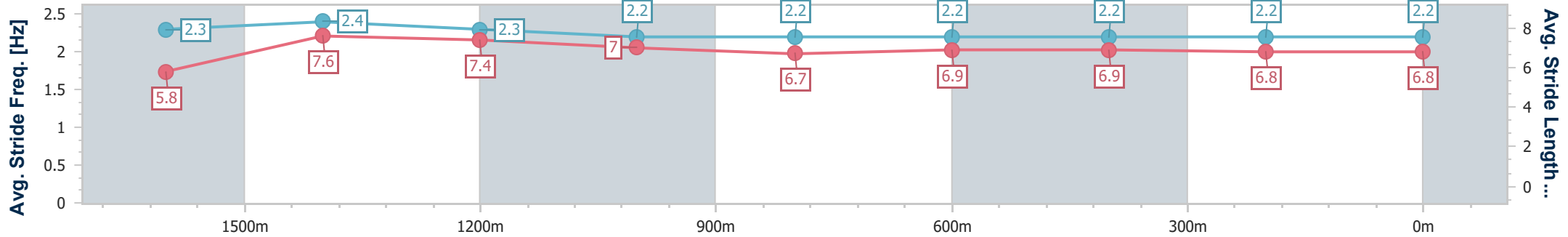
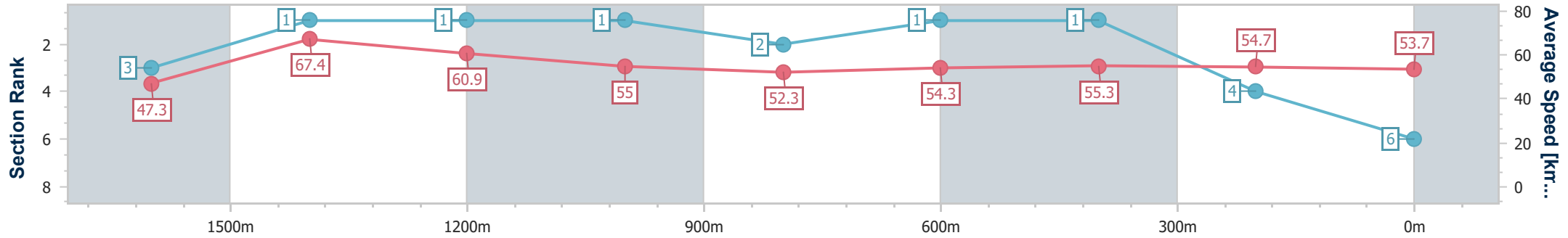
Toowoomba QLD Professional
Race 7: VALE JOHN 'CRACKER' MCDONALD Maiden Plate - 1890m



30 September 2023 - 20:50

Track Rating: Good 4, Weather: Fine, Rail Position: +2m Entire

Section	Overall	1600m	1400m	1200m	1000m	800m	600m	400m	200m
Section Times	2:04.78 [6] (0:22.25)	1:42.53 [3] (0:10.73)	1:31.80 [1] (0:11.86)	1:19.94 [1] (0:13.12)	1:06.82 [1] (0:13.98)	0:52.84 [2] (0:13.34)	0:39.50 [1] (0:13.02)	0:26.48 [1] (0:13.10)	0:13.38 [4] (0:13.38)
Average Speed [km/h]	47.3	67.4	60.9	55.0	52.3	54.3	55.3	54.7	53.7
Top Speed [km/h]	64.6	68.8	66.9	57.7	53.8	57.0	57.0	55.5	54.3
Avg. Dist. to Rail [m]	5.6	1.3	0.8	3.2	4.3	1.8	1.5	1.0	1.2
Avg. Stride Freq. [Hz]	2.3	2.4	2.3	2.2	2.2	2.2	2.2	2.2	2.2
Avg. Stride Length [m]	5.8	7.6	7.4	7.0	6.7	6.9	6.9	6.8	6.8



- [] Ranking at each section and finish
- .-.- No data available at this section
- NA No data available



Horse/Jockey Name	Vita Nova
Final Rank	7
Fastest Section Time (Section)	0:11.22 (1600m)
Top Speed [km/h] (Section)	65.6 (1600m)
Race State	Finished



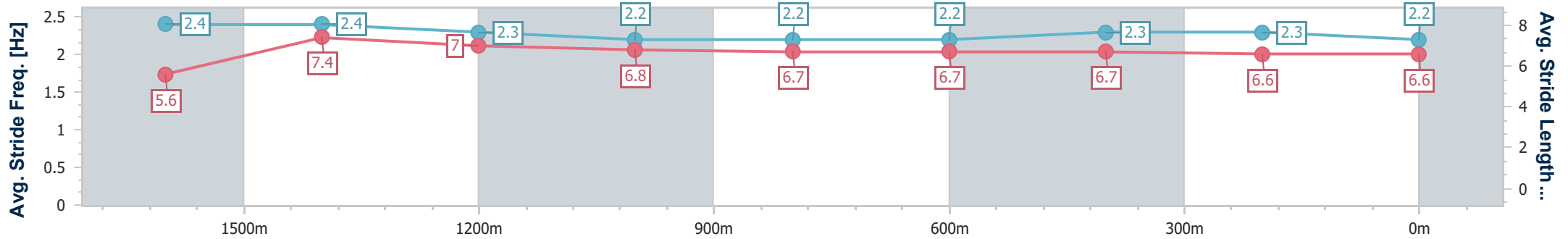
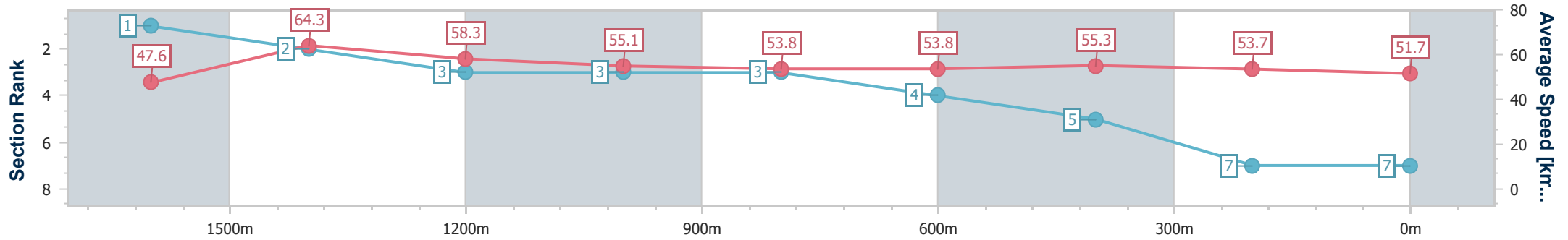
Toowoomba QLD Professional
Race 7: VALE JOHN 'CRACKER' MCDONALD Maiden Plate - 1890m



30 September 2023 - 20:50

Track Rating: Good 4, Weather: Fine, Rail Position: +2m Entire

Section	Overall	1600m	1400m	1200m	1000m	800m	600m	400m	200m
Section Times	2:05.99 [7] (0:21.77)	1:44.22 [1] (0:11.22)	1:33.00 [2] (0:12.49)	1:20.51 [3] (0:13.12)	1:07.39 [3] (0:13.51)	0:53.88 [3] (0:13.46)	0:40.42 [4] (0:13.09)	0:27.33 [5] (0:13.44)	0:13.89 [7] (0:13.89)
Average Speed [km/h]	47.6	64.3	58.3	55.1	53.8	53.8	55.3	53.7	51.7
Top Speed [km/h]	63.8	65.6	62.1	56.6	55.7	55.9	56.8	55.1	53.2
Avg. Dist. to Rail [m]	4.5	0.8	2.3	3.4	3.0	1.3	1.1	0.8	2.1
Avg. Stride Freq. [Hz]	2.4	2.4	2.3	2.2	2.2	2.2	2.3	2.3	2.2
Avg. Stride Length [m]	5.6	7.4	7.0	6.8	6.7	6.7	6.7	6.6	6.6



- [] Ranking at each section and finish
- .-.- No data available at this section
- NA No data available



Horse/Jockey Name	Danecino
Final Rank	2147483647
Fastest Section Time (Section)	0:11.47 (1600m)
Top Speed [km/h] (Section)	64.5 (Overall)
Race State	DidNotFinish



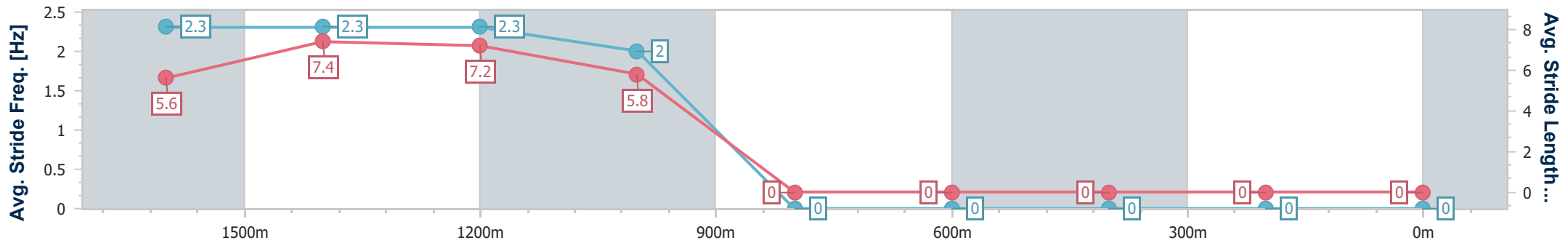
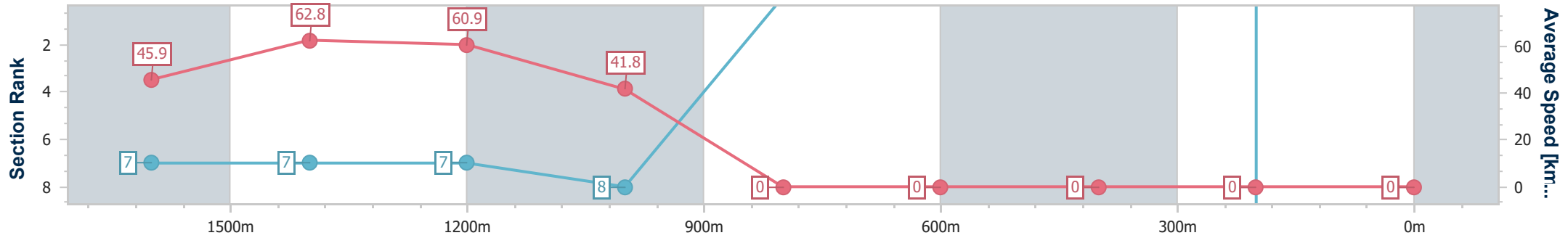
Toowoomba QLD Professional
Race 7: VALE JOHN 'CRACKER' MCDONALD Maiden Plate - 1890m



30 September 2023 - 20:50

Track Rating: Good 4, Weather: Fine, Rail Position: +2m Entire

Section	Overall	1600m	1400m	1200m	1000m	800m	600m	400m	200m				
Section Times	0:00.00 [2147483647 1 (0:22.71)	0:00.00 [7] (0:11.47)	0:00.00 [7] (0:12.03)	0:00.00 [7] (0:17.34)	-:-:-	-:-:-	-:-:-	-:-:-	-:-:-				
Average Speed [km/h]	45.9	62.8	60.9	41.8	0.0	0.0	0.0	0.0	0.0				
Top Speed [km/h]	64.5	64.1	64.3	55.6	---	---	---	---	---				
Avg. Dist. to Rail [m]	4.0	0.8	3.2	5.2	0.0	0.0	0.0	0.0	0.0				
Avg. Stride Freq. [Hz]	2.3	2.3	2.3	2.0	---	---	---	---	---				
Avg. Stride Length [m]	5.6	7.4	7.2	5.8	---	---	---	---	---				



- [] Ranking at each section and finish
- :-:- No data available at this section
- NA No data available

- [] Ranking at each section and finish
- :--:- No data available at this section
- NA No data available