

Track Rating: Good 4, Weather: Overcast, Rail Position: +4.0m Entire

Section		Overall	2000m	1800m	1600m	1400m	1200m	1000m	Last 600m				
Field Times		2:16.43 (0:13.71)	2:02.72 (0:12.22)	1:50.50 (0:12.46)	1:38.04 (0:12.97)	1:25.07 (0:12.86)	1:12.21 (0:12.58)	0:59.63 (0:12.55)	0:34.98				
Rank	TAB Horse/Jockey	Barrier	Top Speed [km/h]	Fastest Section									Distance Travelled [m]
1	5 HIGHLAND CATHEDRAL Bailey Wheeler	2	63.7 600m	0:11.45 600m	2:16.43 [1] (0:13.71)	2:02.72 [1] (0:12.30)	1:50.42 [2] (0:12.57)	1:37.85 [2] (0:12.92)	1:24.93 [2] (0:12.88)	1:12.05 [2] (0:12.55)	0:59.50 [2] (0:12.56)	0:34.90	
2	4 TUKI TWELVE Casey Waddell	1	63.5 600m	0:11.36 600m	2:16.45 [2] (0:14.09)	2:02.36 [4] (0:12.38)	1:49.98 [4] (0:12.61)	1:37.37 [4] (0:12.95)	1:24.42 [4] (0:12.91)	1:11.51 [4] (0:12.57)	0:58.94 [4] (0:12.34)	0:34.47	-5
3	3 SOOBPURB DANCER Jake Bayliss	5	64.7 600m	0:11.26 600m	2:16.72 [3] (0:14.24)	2:02.48 [5] (0:12.47)	1:50.01 [5] (0:12.54)	1:37.47 [5] (0:13.07)	1:24.40 [5] (0:12.92)	1:11.48 [5] (0:12.59)	0:58.89 [5] (0:12.31)	0:34.56	+3
4	7 WILLNOTQUIT Jaden Lloyd	3	63.5 400m	0:11.46 400m	2:16.80 [4] (0:13.87)	2:02.93 [2] (0:12.06)	1:50.87 [1] (0:12.46)	1:38.41 [1] (0:12.97)	1:25.44 [1] (0:12.86)	1:12.58 [1] (0:12.58)	1:00.00 [1] (0:12.55)	0:35.35	-8
5	1 ENUNCIATION Cejay Graham	7	63.8 600m	0:11.29 600m	2:16.87 [5] (0:14.50)	2:02.37 [7] (0:12.53)	1:49.84 [7] (0:12.44)	1:37.40 [6] (0:13.09)	1:24.31 [7] (0:12.81)	1:11.50 [6] (0:12.49)	0:59.01 [6] (0:12.30)	0:34.55	-4
6	2 SKYLON James Orman	6	65.8 600m	0:11.22 600m	2:17.16 [6] (0:14.43)	2:02.73 [6] (0:12.44)	1:50.29 [6] (0:12.63)	1:37.66 [7] (0:13.04)	1:24.62 [6] (0:12.91)	1:11.71 [7] (0:12.58)	0:59.13 [7] (0:12.30)	0:34.82	+6
7	6 MISHANI SUPREME Damien Thornton	4	62.8 600m	0:11.59 600m	2:19.11 [7] (0:14.02)	2:05.09 [3] (0:12.32)	1:52.77 [3] (0:12.60)	1:40.17 [3] (0:12.97)	1:27.20 [3] (0:12.88)	1:14.32 [3] (0:12.65)	1:01.67 [3] (0:12.38)	0:37.22	+2

Track Rating: Good 4, Weather: Overcast, Rail Position: +4.0m Entire

Section				800m	600m	400m	200m			Last 600m		
Field Times				0:47.08 (0:12.10)	0:34.98 (0:11.53)	0:23.45 (0:11.46)	0:11.99 (0:11.99)			0:34.98		
Rank	TAB	Horse/Jockey	Barrier	Top Speed [km/h]	Fastest Section	Margin				Distance Travelled [m]		
1	5	HIGHLAND CATHEDRAL Bailey Wheeler	2	63.7 600m	0:11.45 600m	0:46.94 [2] (0:12.04)	0:34.90 [2] (0:11.45)	0:23.45 [1] (0:11.53)	0:11.92 [2] (0:11.92)	2:16.43	0:34.90	
2	4	TUKI TWELVE Casey Waddell	1	63.5 600m	0:11.36 600m	0:46.60 [4] (0:12.13)	0:34.47 [4] (0:11.36)	0:23.11 [3] (0:11.43)	0:11.68 [3] (0:11.68)	0.1L	0:34.47	-5
3	3	SOOBPURB DANCER Jake Bayliss	5	64.7 600m	0:11.26 600m	0:46.58 [5] (0:12.02)	0:34.56 [5] (0:11.26)	0:23.30 [4] (0:11.55)	0:11.75 [4] (0:11.75)	1.6L	0:34.56	+3
4	7	WILLNOTQUIT Jaden Lloyd	3	63.5 400m	0:11.46 400m	0:47.45 [1] (0:12.10)	0:35.35 [1] (0:11.53)	0:23.82 [2] (0:11.46)	0:12.36 [1] (0:12.36)	2.1L	0:35.35	-8
5	1	ENUNCIATION Cejay Graham	7	63.8 600m	0:11.29 600m	0:46.71 [6] (0:12.16)	0:34.55 [6] (0:11.29)	0:23.26 [7] (0:11.44)	0:11.82 [5] (0:11.82)	2.4L	0:34.55	-4
6	2	SKYLON James Orman	6	65.8 600m	0:11.22 600m	0:46.83 [7] (0:12.01)	0:34.82 [7] (0:11.22)	0:23.60 [6] (0:11.58)	0:12.02 [6] (0:12.02)	4.2L	0:34.82	+6
7	6	MISHANI SUPREME Damien Thornton	4	62.8 600m	0:11.59 600m	0:49.29 [3] (0:12.07)	0:37.22 [3] (0:11.59)	0:25.63 [5] (0:12.18)	0:13.45 [7] (0:13.45)	15.5L	0:37.22	+2



Horse/Jockey Name	Highland Cathedral
Final Rank	1
Fastest Section Time (Section)	0:11.45 (600m)
Top Speed [km/h] (Section)	63.7 (600m)
Race State	Finished



Ipswich QLD Professional

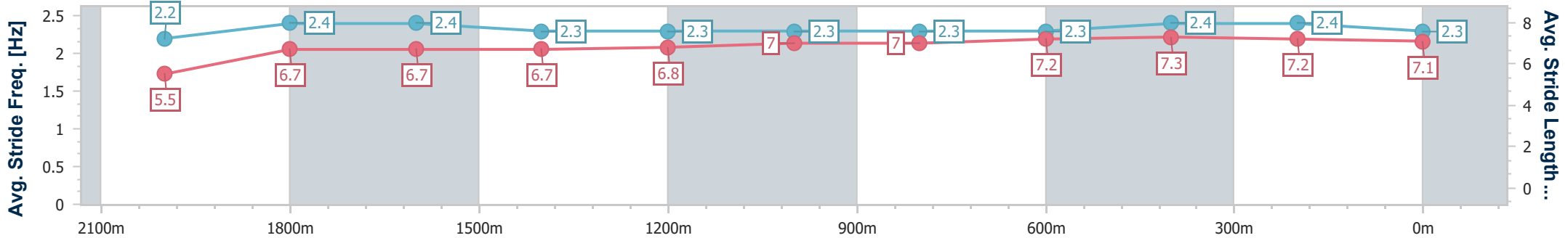
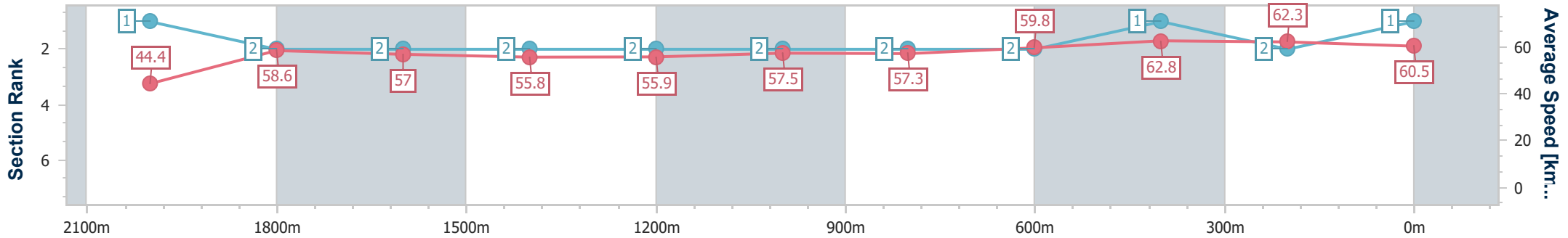
Race 1: THE SHED COMPANY Class 1 Plate - 2170m

04 October 2023 - 13:18

Track Rating: Good 4, Weather: Overcast, Rail Position: +4.0m Entire



Section	Overall	2000m	1800m	1600m	1400m	1200m	1000m	800m	600m	400m	200m
Section Times	2:16.43 [1] (0:13.71)	2:02.72 [1] (0:12.30)	1:50.42 [2] (0:12.57)	1:37.85 [2] (0:12.92)	1:24.93 [2] (0:12.88)	1:12.05 [2] (0:12.55)	0:59.50 [2] (0:12.56)	0:46.94 [2] (0:12.04)	0:34.90 [2] (0:11.45)	0:23.45 [1] (0:11.53)	0:11.92 [2] (0:11.92)
Average Speed [km/h]	44.4	58.6	57.0	55.8	55.9	57.5	57.3	59.8	62.8	62.3	60.5
Top Speed [km/h]	56.1	59.8	59.3	56.2	57.6	58.5	58.5	62.4	63.7	62.9	61.9
Avg. Dist. to Rail [m]	1.3	1.2	0.6	0.5	0.3	0.3	0.2	0.3	0.4	0.4	1.1
Avg. Stride Freq. [Hz]	2.2	2.4	2.4	2.3	2.3	2.3	2.3	2.3	2.4	2.4	2.3
Avg. Stride Length [m]	5.5	6.7	6.7	6.7	6.8	7.0	7.0	7.2	7.3	7.2	7.1



- [] Ranking at each section and finish
- .-.- No data available at this section
- NA No data available



Horse/Jockey Name	Tuki Twelve
Final Rank	2
Fastest Section Time (Section)	0:11.36 (600m)
Top Speed [km/h] (Section)	63.5 (600m)
Race State	Finished



Ipswich QLD Professional

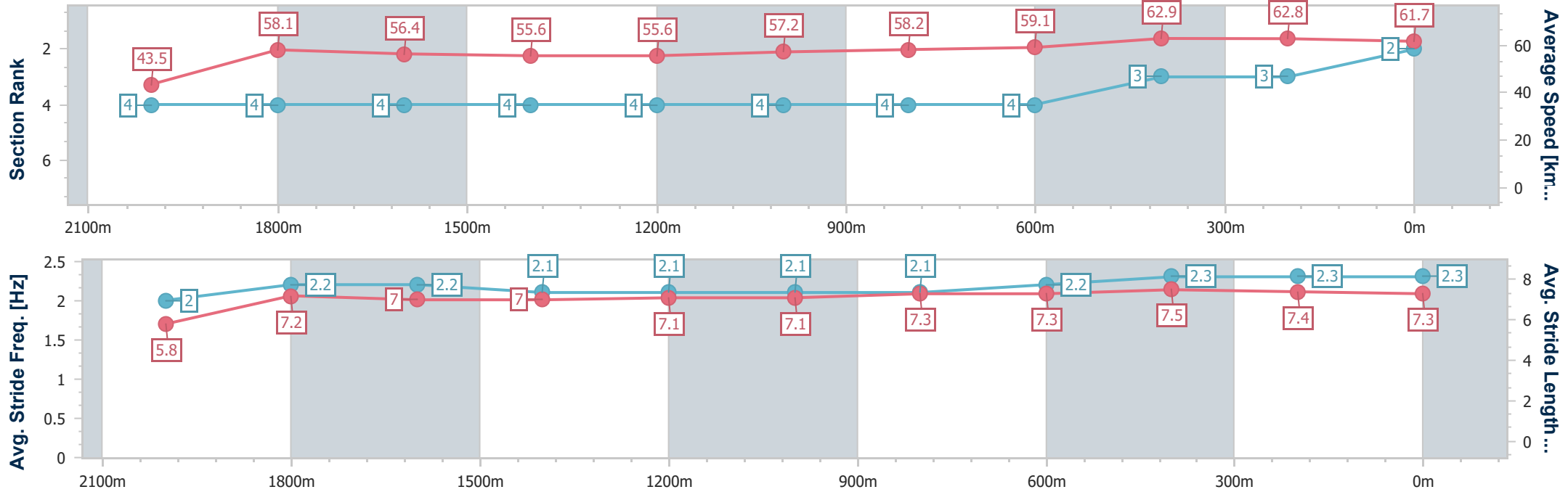
Race 1: THE SHED COMPANY Class 1 Plate - 2170m

04 October 2023 - 13:18

Track Rating: Good 4, Weather: Overcast, Rail Position: +4.0m Entire



Section	Overall	2000m	1800m	1600m	1400m	1200m	1000m	800m	600m	400m	200m		
Section Times	2:16.45 [2] (0:14.09)	2:02.36 [4] (0:12.38)	1:49.98 [4] (0:12.61)	1:37.37 [4] (0:12.95)	1:24.42 [4] (0:12.91)	1:11.51 [4] (0:12.57)	0:58.94 [4] (0:12.34)	0:46.60 [4] (0:12.13)	0:34.47 [4] (0:11.36)	0:23.11 [3] (0:11.43)	0:11.68 [3] (0:11.68)		
Average Speed [km/h]	43.5	58.1	56.4	55.6	55.6	57.2	58.2	59.1	62.9	62.8	61.7		
Top Speed [km/h]	56.4	59.2	58.7	56.3	57.3	57.7	59.5	61.9	63.5	63.5	63.0		
Avg. Dist. to Rail [m]	1.0	1.5	1.7	0.7	0.8	0.5	0.5	1.2	1.2	0.9	1.8		
Avg. Stride Freq. [Hz]	2.0	2.2	2.2	2.1	2.1	2.1	2.1	2.2	2.3	2.3	2.3		
Avg. Stride Length [m]	5.8	7.2	7.0	7.0	7.1	7.1	7.3	7.3	7.5	7.4	7.3		



- [] Ranking at each section and finish
- .-.- No data available at this section
- NA No data available



Horse/Jockey Name	Soobpurb Dancer
Final Rank	3
Fastest Section Time (Section)	0:11.26 (600m)
Top Speed [km/h] (Section)	64.7 (600m)
Race State	Finished



Ipswich QLD Professional

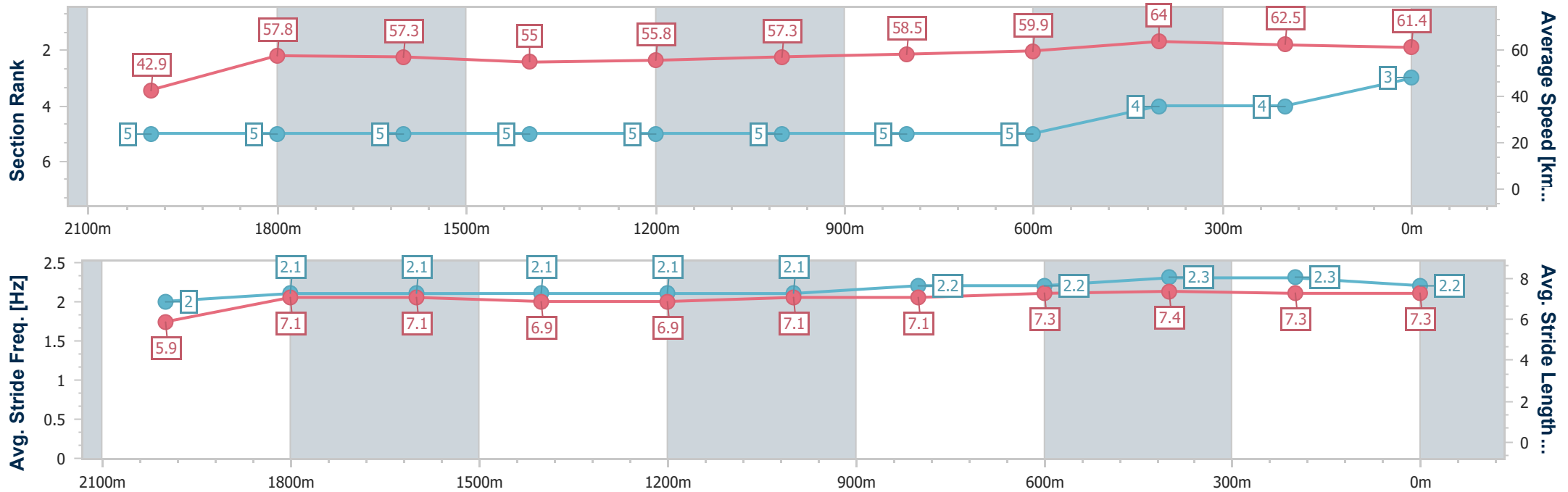
Race 1: THE SHED COMPANY Class 1 Plate - 2170m

04 October 2023 - 13:18

Track Rating: Good 4, Weather: Overcast, Rail Position: +4.0m Entire



Section	Overall	2000m	1800m	1600m	1400m	1200m	1000m	800m	600m	400m	200m		
Section Times	2:16.72 [3] (0:14.24)	2:02.48 [5] (0:12.47)	1:50.01 [5] (0:12.54)	1:37.47 [5] (0:13.07)	1:24.40 [5] (0:12.92)	1:11.48 [5] (0:12.59)	0:58.89 [5] (0:12.31)	0:46.58 [5] (0:12.02)	0:34.56 [5] (0:11.26)	0:23.30 [4] (0:11.55)	0:11.75 [4] (0:11.75)		
Average Speed [km/h]	42.9	57.8	57.3	55.0	55.8	57.3	58.5	59.9	64.0	62.5	61.4		
Top Speed [km/h]	54.9	60.0	59.1	55.6	56.8	58.6	59.4	63.3	64.7	64.6	62.1		
Avg. Dist. to Rail [m]	2.3	0.3	0.4	0.6	0.2	0.4	0.6	0.2	0.6	1.3	2.7		
Avg. Stride Freq. [Hz]	2.0	2.1	2.1	2.1	2.1	2.1	2.2	2.2	2.3	2.3	2.2		
Avg. Stride Length [m]	5.9	7.1	7.1	6.9	6.9	7.1	7.1	7.3	7.4	7.3	7.3		



- [] Ranking at each section and finish
- .-.- No data available at this section
- NA No data available



Horse/Jockey Name	Willnotquit
Final Rank	4
Fastest Section Time (Section)	0:11.46 (400m)
Top Speed [km/h] (Section)	63.5 (400m)
Race State	Finished



Ipswich QLD Professional

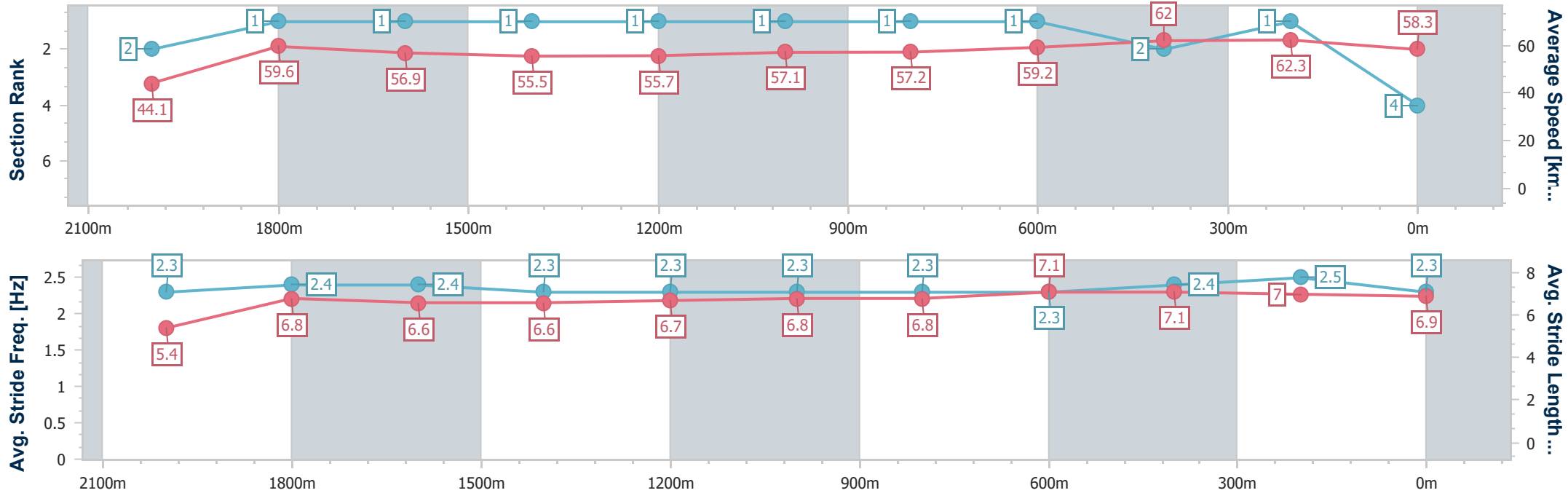
Race 1: THE SHED COMPANY Class 1 Plate - 2170m

04 October 2023 - 13:18

Track Rating: Good 4, Weather: Overcast, Rail Position: +4.0m Entire



Section	Overall	2000m	1800m	1600m	1400m	1200m	1000m	800m	600m	400m	200m		
Section Times	2:16.80 [4] (0:13.87)	2:02.93 [2] (0:12.06)	1:50.87 [1] (0:12.46)	1:38.41 [1] (0:12.97)	1:25.44 [1] (0:12.86)	1:12.58 [1] (0:12.58)	1:00.00 [1] (0:12.55)	0:47.45 [1] (0:12.10)	0:35.35 [1] (0:11.53)	0:23.82 [2] (0:11.46)	0:12.36 [1] (0:12.36)		
Average Speed [km/h]	44.1	59.6	56.9	55.5	55.7	57.1	57.2	59.2	62.0	62.3	58.3		
Top Speed [km/h]	56.3	61.7	59.9	56.1	57.1	58.2	59.0	62.1	62.9	63.5	59.9		
Avg. Dist. to Rail [m]	1.3	0.8	2.4	0.8	1.0	0.7	0.9	1.4	1.7	2.2	2.1		
Avg. Stride Freq. [Hz]	2.3	2.4	2.4	2.3	2.3	2.3	2.3	2.3	2.4	2.5	2.3		
Avg. Stride Length [m]	5.4	6.8	6.6	6.6	6.7	6.8	6.8	7.1	7.1	7.0	6.9		



- [] Ranking at each section and finish
- .-.- No data available at this section
- NA No data available



Horse/Jockey Name	Enunciation
Final Rank	5
Fastest Section Time (Section)	0:11.29 (600m)
Top Speed [km/h] (Section)	63.8 (600m)
Race State	Finished



Ipswich QLD Professional

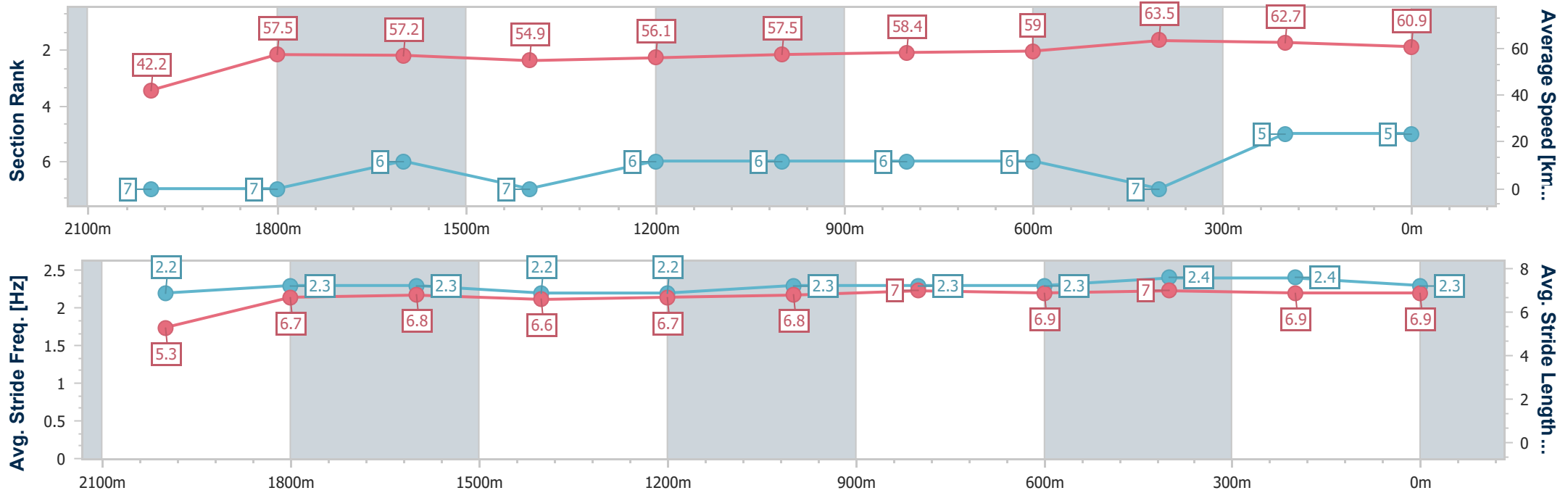
Race 1: THE SHED COMPANY Class 1 Plate - 2170m

04 October 2023 - 13:18

Track Rating: Good 4, Weather: Overcast, Rail Position: +4.0m Entire



Section	Overall	2000m	1800m	1600m	1400m	1200m	1000m	800m	600m	400m	200m		
Section Times	2:16.87 [5] (0:14.50)	2:02.37 [7] (0:12.53)	1:49.84 [7] (0:12.44)	1:37.40 [6] (0:13.09)	1:24.31 [7] (0:12.81)	1:11.50 [6] (0:12.49)	0:59.01 [6] (0:12.30)	0:46.71 [6] (0:12.16)	0:34.55 [6] (0:11.29)	0:23.26 [7] (0:11.44)	0:11.82 [5] (0:11.82)		
Average Speed [km/h]	42.2	57.5	57.2	54.9	56.1	57.5	58.4	59.0	63.5	62.7	60.9		
Top Speed [km/h]	55.4	60.8	60.3	55.4	56.9	58.6	59.4	62.9	63.8	63.5	62.8		
Avg. Dist. to Rail [m]	4.8	1.2	1.5	0.8	0.7	0.5	0.5	1.1	0.9	0.9	0.7		
Avg. Stride Freq. [Hz]	2.2	2.3	2.3	2.2	2.2	2.3	2.3	2.3	2.4	2.4	2.3		
Avg. Stride Length [m]	5.3	6.7	6.8	6.6	6.7	6.8	7.0	6.9	7.0	6.9	6.9		



- [] Ranking at each section and finish
- .-.- No data available at this section
- NA No data available



Horse/Jockey Name	Sylon
Final Rank	6
Fastest Section Time (Section)	0:11.22 (600m)
Top Speed [km/h] (Section)	65.8 (600m)
Race State	Finished



Ipswich QLD Professional

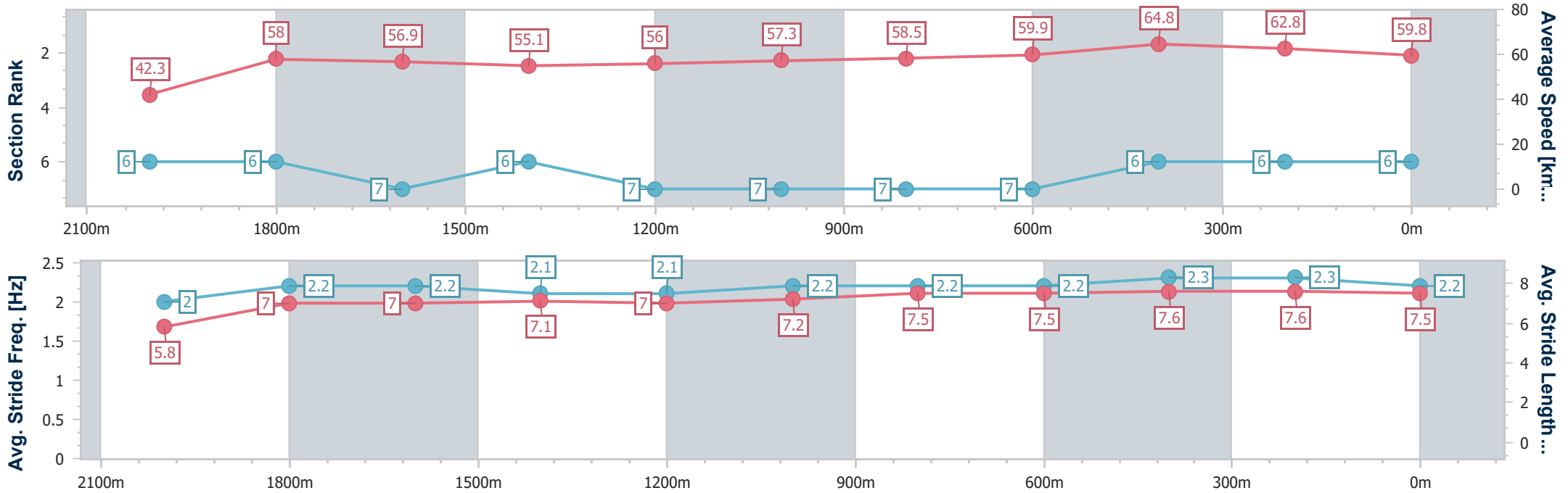
Race 1: THE SHED COMPANY Class 1 Plate - 2170m

04 October 2023 - 13:18

Track Rating: Good 4, Weather: Overcast, Rail Position: +4.0m Entire



Section	Overall	2000m	1800m	1600m	1400m	1200m	1000m	800m	600m	400m	200m		
Section Times	2:17.16 [6] (0:14.43)	2:02.73 [6] (0:12.44)	1:50.29 [6] (0:12.63)	1:37.66 [7] (0:13.04)	1:24.62 [6] (0:12.91)	1:11.71 [7] (0:12.58)	0:59.13 [7] (0:12.30)	0:46.83 [7] (0:12.01)	0:34.82 [7] (0:11.22)	0:23.60 [6] (0:11.58)	0:12.02 [6] (0:12.02)		
Average Speed [km/h]	42.3	58.0	56.9	55.1	56.0	57.3	58.5	59.9	64.8	62.8	59.8		
Top Speed [km/h]	57.0	59.5	58.3	56.5	56.6	58.8	59.9	64.1	65.8	64.2	61.5		
Avg. Dist. to Rail [m]	3.4	0.5	0.4	0.4	0.3	0.5	0.6	0.3	2.0	3.4	4.3		
Avg. Stride Freq. [Hz]	2.0	2.2	2.2	2.1	2.1	2.2	2.2	2.2	2.3	2.3	2.2		
Avg. Stride Length [m]	5.8	7.0	7.0	7.1	7.0	7.2	7.5	7.5	7.6	7.6	7.5		



- [] Ranking at each section and finish
- .-.- No data available at this section
- NA No data available



Horse/Jockey Name	Mishani Supreme
Final Rank	7
Fastest Section Time (Section)	0:11.59 (600m)
Top Speed [km/h] (Section)	62.8 (600m)
Race State	Finished



Ipswich QLD Professional

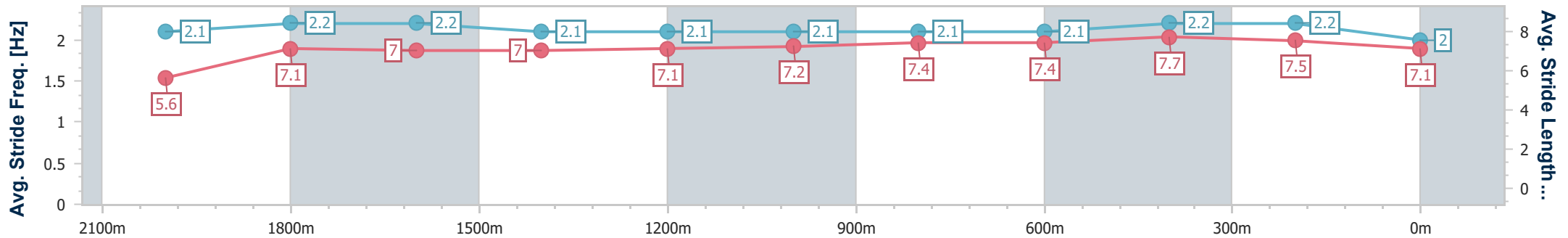
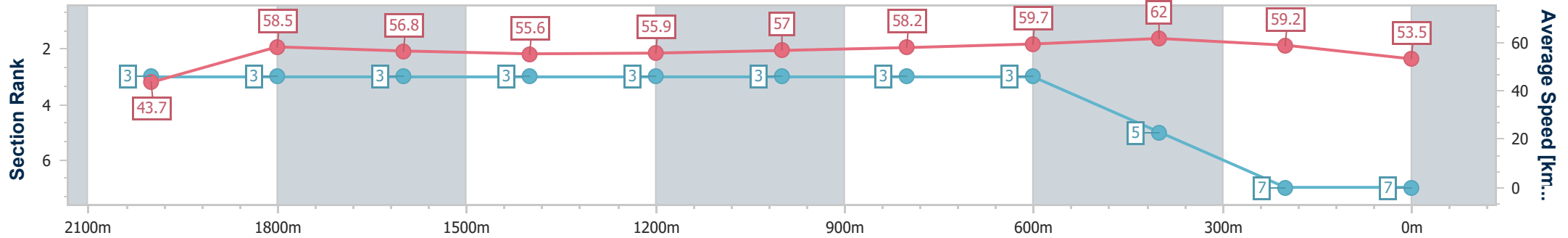
Race 1: THE SHED COMPANY Class 1 Plate - 2170m

04 October 2023 - 13:18

Track Rating: Good 4, Weather: Overcast, Rail Position: +4.0m Entire



Section	Overall	2000m	1800m	1600m	1400m	1200m	1000m	800m	600m	400m	200m		
Section Times	2:19.11 [7] (0:14.02)	2:05.09 [3] (0:12.32)	1:52.77 [3] (0:12.60)	1:40.17 [3] (0:12.97)	1:27.20 [3] (0:12.88)	1:14.32 [3] (0:12.65)	1:01.67 [3] (0:12.38)	0:49.29 [3] (0:12.07)	0:37.22 [3] (0:11.59)	0:25.63 [5] (0:12.18)	0:13.45 [7] (0:13.45)		
Average Speed [km/h]	43.7	58.5	56.8	55.6	55.9	57.0	58.2	59.7	62.0	59.2	53.5		
Top Speed [km/h]	56.0	59.6	59.0	55.9	57.1	57.7	59.0	62.1	62.8	61.0	57.9		
Avg. Dist. to Rail [m]	2.2	0.3	0.5	0.4	0.3	0.5	0.5	0.3	0.3	0.6	2.3		
Avg. Stride Freq. [Hz]	2.1	2.2	2.2	2.1	2.1	2.1	2.1	2.1	2.2	2.2	2.0		
Avg. Stride Length [m]	5.6	7.1	7.0	7.0	7.1	7.2	7.4	7.4	7.7	7.5	7.1		



- [] Ranking at each section and finish
- .-.- No data available at this section
- NA No data available