



Ipswich QLD Professional
Race 2: BNB COMMERCIAL PROPERTY DEVELOPMENT QTIS Three-Year-Old Maiden Plate - 1680m
 04 October 2023 - 13:53



Track Rating: Good 4, Weather: Fine, Rail Position: +4.0m Entire

Section		Overall	1400m	1200m	1000m	800m	600m	400m	Last 600m				
Field Times		1:42.70 (0:18.97)	1:23.73 (0:11.73)	1:12.00 (0:11.76)	1:00.24 (0:12.09)	0:48.15 (0:11.84)	0:36.31 (0:11.74)	0:24.57 (0:12.08)	0:36.31				
Rank	TAB Horse/Jockey	Barrier	Top Speed [km/h]	Fastest Section									Distance Travelled [m]
1	3 ENCODER Damien Thornton	7	65.5 600m	0:11.18 600m	1:42.70 [1] (0:19.46)	1:23.24 [5] (0:12.22)	1:11.02 [5] (0:11.95)	0:59.07 [5] (0:11.94)	0:47.13 [5] (0:11.75)	0:35.38 [5] (0:11.18)	0:24.20 [5] (0:11.71)	0:35.38	
2	5 LISSARO Rikki Jamieson	3	63.8 600m	0:11.38 600m	1:42.86 [2] (0:19.37)	1:23.49 [4] (0:12.03)	1:11.46 [4] (0:11.95)	0:59.51 [4] (0:11.98)	0:47.53 [4] (0:11.74)	0:35.79 [4] (0:11.38)	0:24.41 [4] (0:12.03)	0:35.79	-5
3	2 CONQUISTADORES Adin Thompson	5	64.3 600m	0:11.30 600m	1:42.99 [3] (0:19.17)	1:23.82 [2] (0:11.93)	1:11.89 [2] (0:11.90)	0:59.99 [2] (0:12.10)	0:47.89 [2] (0:11.75)	0:36.14 [2] (0:11.30)	0:24.84 [2] (0:12.16)	0:36.14	-4
4	7 POWER PACK Cejay Graham	1	63.4 600m	0:11.45 600m	1:43.42 [4] (0:19.20)	1:24.22 [3] (0:11.96)	1:12.26 [3] (0:11.88)	1:00.38 [3] (0:12.15)	0:48.23 [3] (0:11.81)	0:36.42 [3] (0:11.45)	0:24.97 [3] (0:12.20)	0:36.42	-8
5	6 MAGIC OF MILLO Girish Goomany	2	65.0 Overall	0:11.73 1400m	1:43.84 [5] (0:18.97)	1:24.87 [1] (0:11.73)	1:13.14 [1] (0:11.76)	1:01.38 [1] (0:12.09)	0:49.29 [1] (0:11.84)	0:37.45 [1] (0:11.74)	0:25.71 [1] (0:12.36)	0:37.45	-7
6	8 BUTTERFLY WINGS Robbie Dolan	4	62.6 Overall	0:11.82 800m	1:44.14 [6] (0:19.71)	1:24.43 [7] (0:12.14)	1:12.29 [6] (0:11.95)	1:00.34 [6] (0:11.97)	0:48.37 [6] (0:11.82)	0:36.55 [6] (0:11.82)	0:24.73 [7] (0:12.10)	0:36.55	-8
7	4 FAMILY BONDING Micheal Hellyer	8	62.4 600m	0:11.66 600m	1:44.80 [7] (0:19.63)	1:25.17 [6] (0:12.60)	1:12.57 [8] (0:11.93)	1:00.64 [8] (0:11.88)	0:48.76 [8] (0:11.75)	0:37.01 [8] (0:11.66)	0:25.35 [8] (0:12.28)	0:37.01	+2
8	1 AUTUMN SHOW Bailey Wheeler	6	62.9 600m	0:11.68 600m	1:44.82 [8] (0:19.78)	1:25.04 [8] (0:12.28)	1:12.76 [7] (0:11.87)	1:00.89 [7] (0:11.86)	0:49.03 [7] (0:11.93)	0:37.10 [7] (0:11.68)	0:25.42 [6] (0:12.31)	0:37.10	-4

[] Ranking at each section and finish
 -:---: No data available at this section
 NA No data available

SCN Saddle cloth number
 DNF Did not finish
 DNT Did not track



Ipswich QLD Professional
Race 2: BNB COMMERCIAL PROPERTY DEVELOPMENT QTIS Three-Year-Old Maiden Plate - 1680m
 04 October 2023 - 13:53



Track Rating: Good 4, Weather: Fine, Rail Position: +4.0m Entire

Section				200m				Last 600m	
Field Times				0:12.49 (0:12.49)				0:36.31	
Rank	TAB	Horse/Jockey	Barrier	Top Speed [km/h]	Fastest Section	Margin			Distance Travelled [m]
1	3	ENCODER Damien Thornton	7	65.5 600m	0:11.18 600m	0:12.49 [1] (0:12.49)	1:42.70		0:35.38
2	5	LISSARO Rikki Jamieson	3	63.8 600m	0:11.38 600m	0:12.38 [3] (0:12.38)	0.8L		0:35.79 -5
3	2	CONQUISTADORES Adin Thompson	5	64.3 600m	0:11.30 600m	0:12.68 [2] (0:12.68)	1.3L		0:36.14 -4
4	7	POWER PACK Cejay Graham	1	63.4 600m	0:11.45 600m	0:12.77 [5] (0:12.77)	3.8L		0:36.42 -8
5	6	MAGIC OF MILLO Girish Goomany	2	65.0 Overall	0:11.73 1400m	0:13.35 [4] (0:13.35)	6.3L		0:37.45 -7
6	8	BUTTERFLY WINGS Robbie Dolan	4	62.6 Overall	0:11.82 800m	0:12.63 [6] (0:12.63)	8.1L		0:36.55 -8
7	4	FAMILY BONDING Micheal Hellyer	8	62.4 600m	0:11.66 600m	0:13.07 [8] (0:13.07)	11.9L		0:37.01 +2
8	1	AUTUMN SHOW Bailey Wheeler	6	62.9 600m	0:11.68 600m	0:13.11 [7] (0:13.11)	12L		0:37.10 -4

[] Ranking at each section and finish
 -:-:- No data available at this section
 NA No data available

SCN Saddle cloth number
 DNF Did not finish
 DNT Did not track



Horse/Jockey Name	Encoder
Final Rank	1
Fastest Section Time (Section)	0:11.18 (600m)
Top Speed [km/h] (Section)	65.5 (600m)
Race State	Finished



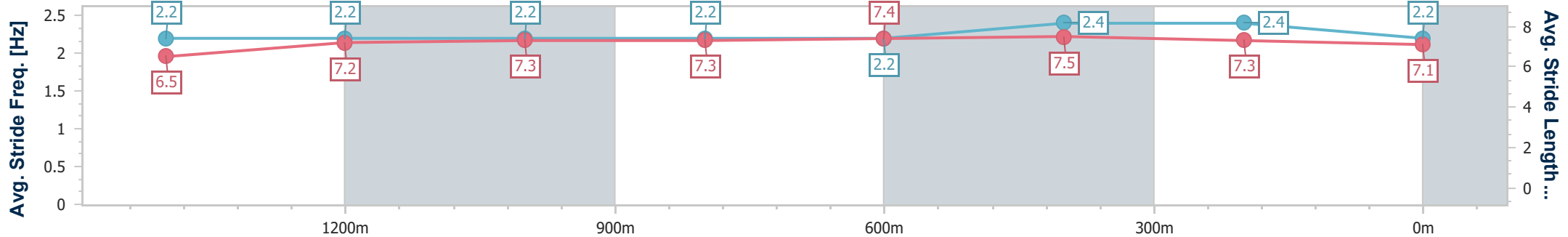
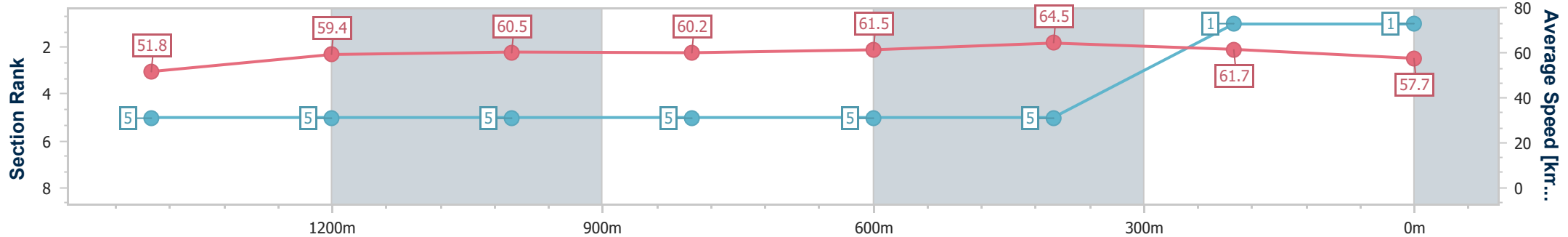
Ipswich QLD Professional
 Race 2: BNB COMMERCIAL PROPERTY DEVELOPMENT QTIS
 Three-Year-Old Maiden Plate - 1680m



04 October 2023 - 13:53

Track Rating: Good 4, Weather: Fine, Rail Position: +4.0m Entire

Section	Overall	1400m	1200m	1000m	800m	600m	400m	200m					
Section Times	1:42.70 [1] (0:19.46)	1:23.24 [5] (0:12.22)	1:11.02 [5] (0:11.95)	0:59.07 [5] (0:11.94)	0:47.13 [5] (0:11.75)	0:35.38 [5] (0:11.18)	0:24.20 [5] (0:11.71)	0:12.49 [1] (0:12.49)					
Average Speed [km/h]	51.8	59.4	60.5	60.2	61.5	64.5	61.7	57.7					
Top Speed [km/h]	61.9	61.1	61.5	60.9	63.6	65.5	63.8	60.0					
Avg. Dist. to Rail [m]	5.1	0.9	0.7	0.6	0.3	0.8	1.6	3.3					
Avg. Stride Freq. [Hz]	2.2	2.2	2.2	2.2	2.2	2.4	2.4	2.2					
Avg. Stride Length [m]	6.5	7.2	7.3	7.3	7.4	7.5	7.3	7.1					



- [] Ranking at each section and finish
- .-.- No data available at this section
- NA No data available



Horse/Jockey Name	Lissaro
Final Rank	2
Fastest Section Time (Section)	0:11.38 (600m)
Top Speed [km/h] (Section)	63.8 (600m)
Race State	Finished



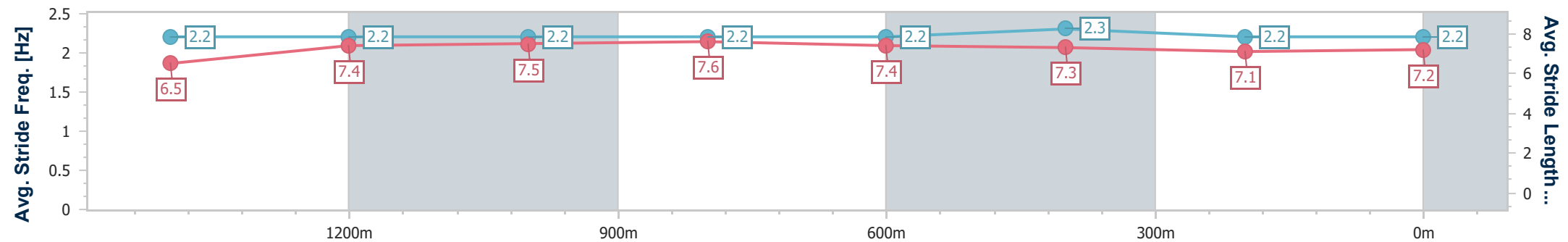
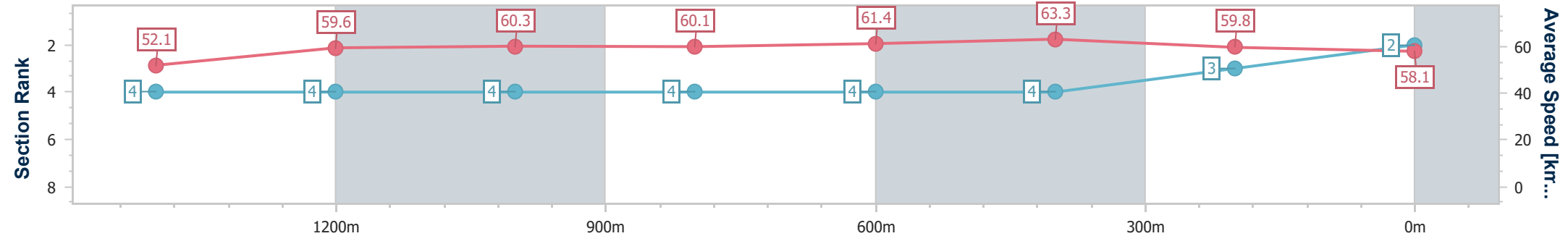
Ipswich QLD Professional
 Race 2: BNB COMMERCIAL PROPERTY DEVELOPMENT QTIS
 Three-Year-Old Maiden Plate - 1680m



04 October 2023 - 13:53

Track Rating: Good 4, Weather: Fine, Rail Position: +4.0m Entire

Section	Overall	1400m	1200m	1000m	800m	600m	400m	200m					
Section Times	1:42.86 [2] (0:19.37)	1:23.49 [4] (0:12.03)	1:11.46 [4] (0:11.95)	0:59.51 [4] (0:11.98)	0:47.53 [4] (0:11.74)	0:35.79 [4] (0:11.38)	0:24.41 [4] (0:12.03)	0:12.38 [3] (0:12.38)					
Average Speed [km/h]	52.1	59.6	60.3	60.1	61.4	63.3	59.8	58.1					
Top Speed [km/h]	61.8	60.6	61.6	61.0	62.9	63.8	62.4	58.9					
Avg. Dist. to Rail [m]	2.5	0.6	0.2	0.5	0.3	0.3	0.8	4.4					
Avg. Stride Freq. [Hz]	2.2	2.2	2.2	2.2	2.2	2.3	2.2	2.2					
Avg. Stride Length [m]	6.5	7.4	7.5	7.6	7.4	7.3	7.1	7.2					



- [] Ranking at each section and finish
- .-.- No data available at this section
- NA No data available



Horse/Jockey Name	Conquistadores
Final Rank	3
Fastest Section Time (Section)	0:11.30 (600m)
Top Speed [km/h] (Section)	64.3 (600m)
Race State	Finished



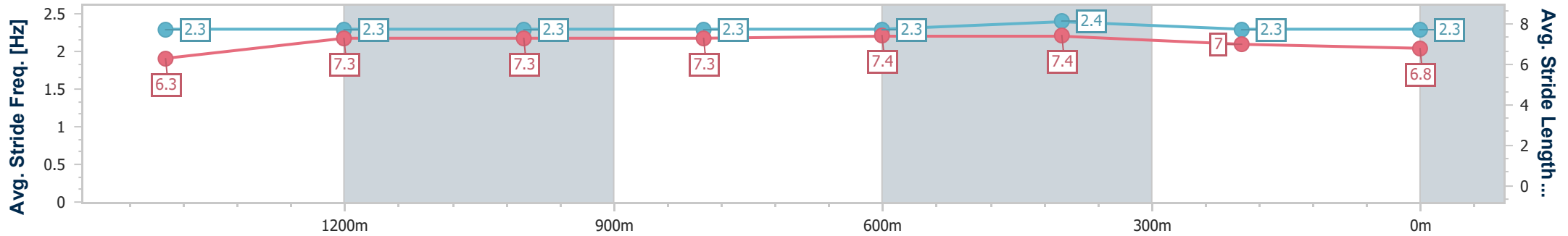
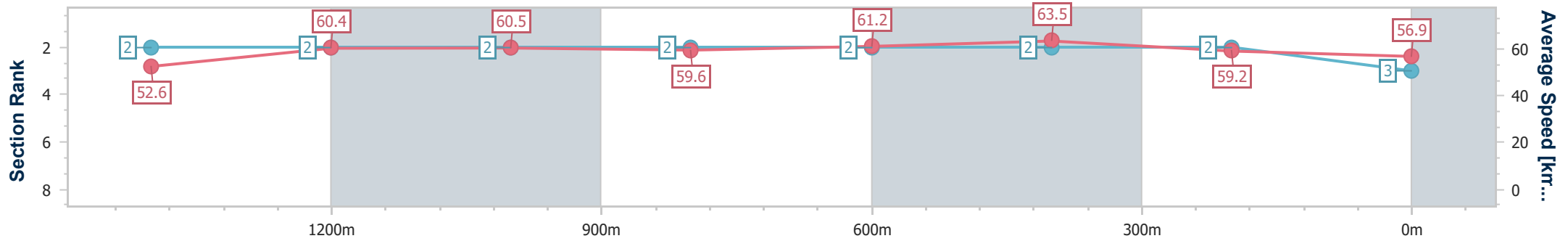
Ipswich QLD Professional
 Race 2: BNB COMMERCIAL PROPERTY DEVELOPMENT QTIS
 Three-Year-Old Maiden Plate - 1680m



04 October 2023 - 13:53

Track Rating: Good 4, Weather: Fine, Rail Position: +4.0m Entire

Section	Overall	1400m	1200m	1000m	800m	600m	400m	200m					
Section Times	1:42.99 [3] (0:19.17)	1:23.82 [2] (0:11.93)	1:11.89 [2] (0:11.90)	0:59.99 [2] (0:12.10)	0:47.89 [2] (0:11.75)	0:36.14 [2] (0:11.30)	0:24.84 [2] (0:12.16)	0:12.68 [2] (0:12.68)					
Average Speed [km/h]	52.6	60.4	60.5	59.6	61.2	63.5	59.2	56.9					
Top Speed [km/h]	62.6	61.3	61.7	60.2	62.8	64.3	63.4	58.8					
Avg. Dist. to Rail [m]	3.5	0.2	0.2	0.6	0.4	0.4	0.7	1.8					
Avg. Stride Freq. [Hz]	2.3	2.3	2.3	2.3	2.3	2.4	2.3	2.3					
Avg. Stride Length [m]	6.3	7.3	7.3	7.3	7.4	7.4	7.0	6.8					



- [] Ranking at each section and finish
- .-.- No data available at this section
- NA No data available



Horse/Jockey Name	Power Pack
Final Rank	4
Fastest Section Time (Section)	0:11.45 (600m)
Top Speed [km/h] (Section)	63.4 (600m)
Race State	Finished



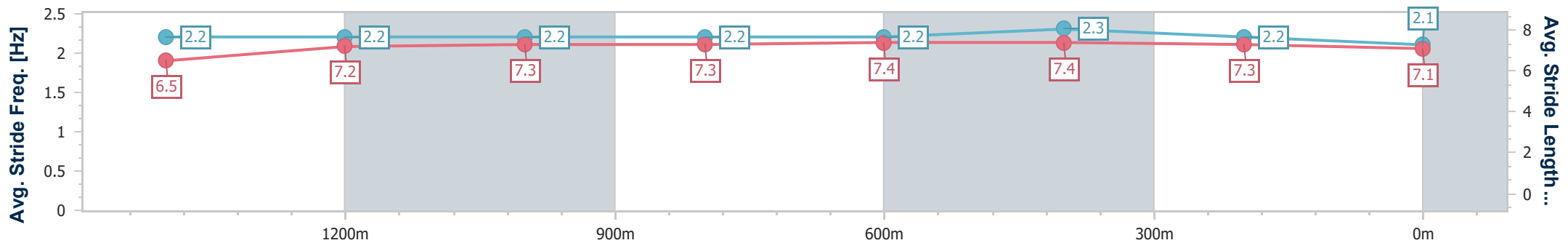
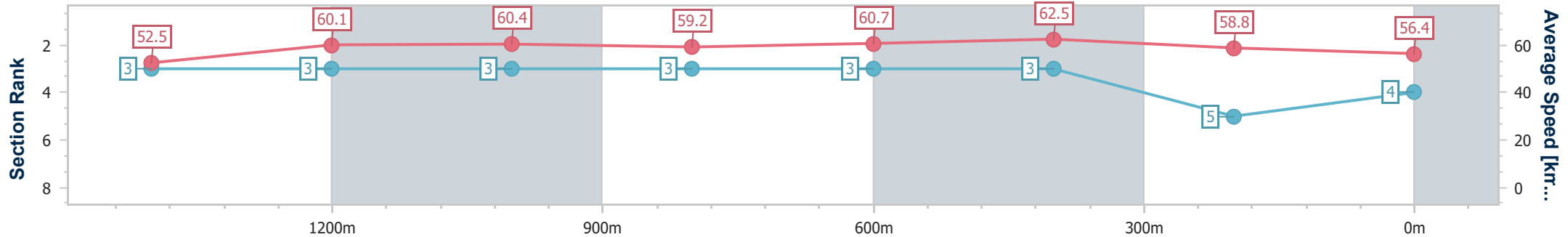
Ipswich QLD Professional
 Race 2: BNB COMMERCIAL PROPERTY DEVELOPMENT QTIS
 Three-Year-Old Maiden Plate - 1680m



04 October 2023 - 13:53

Track Rating: Good 4, Weather: Fine, Rail Position: +4.0m Entire

Section	Overall	1400m	1200m	1000m	800m	600m	400m	200m					
Section Times	1:43.42 [4] (0:19.20)	1:24.22 [3] (0:11.96)	1:12.26 [3] (0:11.88)	1:00.38 [3] (0:12.15)	0:48.23 [3] (0:11.81)	0:36.42 [3] (0:11.45)	0:24.97 [3] (0:12.20)	0:12.77 [5] (0:12.77)					
Average Speed [km/h]	52.5	60.1	60.4	59.2	60.7	62.5	58.8	56.4					
Top Speed [km/h]	62.8	61.0	61.1	59.8	62.6	63.4	61.2	57.2					
Avg. Dist. to Rail [m]	1.4	0.6	0.5	0.5	1.0	1.2	0.6	2.5					
Avg. Stride Freq. [Hz]	2.2	2.2	2.2	2.2	2.2	2.3	2.2	2.1					
Avg. Stride Length [m]	6.5	7.2	7.3	7.3	7.4	7.4	7.3	7.1					



- [] Ranking at each section and finish
- .-.- No data available at this section
- NA No data available



Horse/Jockey Name	Magic Of Millo
Final Rank	5
Fastest Section Time (Section)	0:11.73 (1400m)
Top Speed [km/h] (Section)	65.0 (Overall)
Race State	Finished



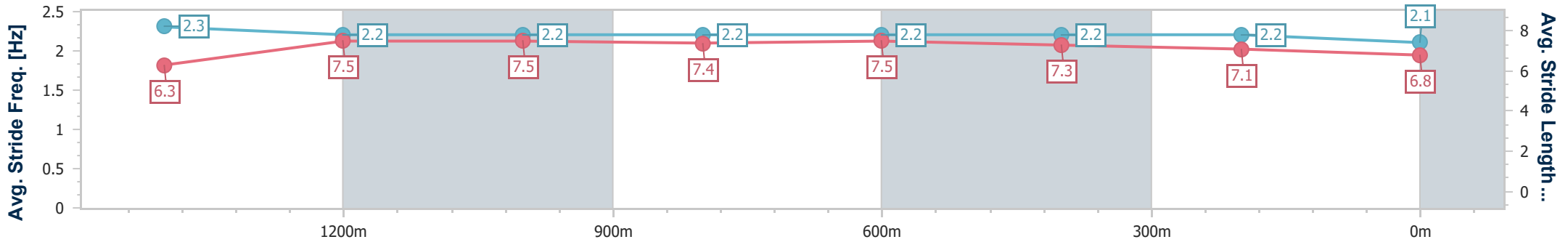
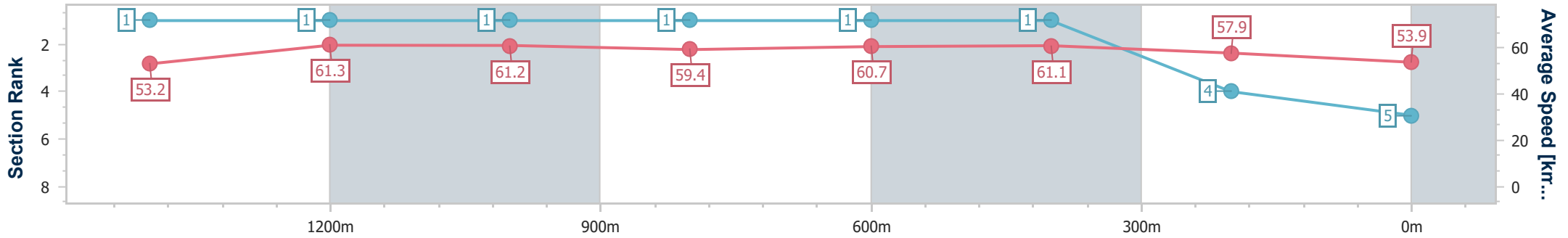
Ipswich QLD Professional
 Race 2: BNB COMMERCIAL PROPERTY DEVELOPMENT QTIS
 Three-Year-Old Maiden Plate - 1680m



04 October 2023 - 13:53

Track Rating: Good 4, Weather: Fine, Rail Position: +4.0m Entire

Section	Overall	1400m	1200m	1000m	800m	600m	400m	200m
Section Times	1:43.84 [5] (0:18.97)	1:24.87 [1] (0:11.73)	1:13.14 [1] (0:11.76)	1:01.38 [1] (0:12.09)	0:49.29 [1] (0:11.84)	0:37.45 [1] (0:11.74)	0:25.71 [1] (0:12.36)	0:13.35 [4] (0:13.35)
Average Speed [km/h]	53.2	61.3	61.2	59.4	60.7	61.1	57.9	53.9
Top Speed [km/h]	65.0	61.7	61.9	60.4	61.4	61.5	60.1	55.7
Avg. Dist. to Rail [m]	2.0	0.3	0.1	0.2	0.5	0.9	1.1	0.5
Avg. Stride Freq. [Hz]	2.3	2.2	2.2	2.2	2.2	2.2	2.2	2.1
Avg. Stride Length [m]	6.3	7.5	7.5	7.4	7.5	7.3	7.1	6.8



- [] Ranking at each section and finish
- .-.- No data available at this section
- NA No data available



Horse/Jockey Name	Butterfly Wings
Final Rank	6
Fastest Section Time (Section)	0:11.82 (800m)
Top Speed [km/h] (Section)	62.6 (Overall)
Race State	Finished



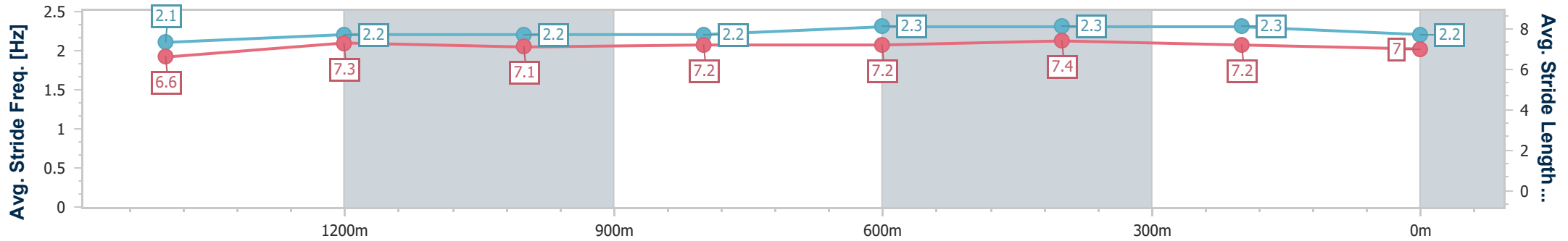
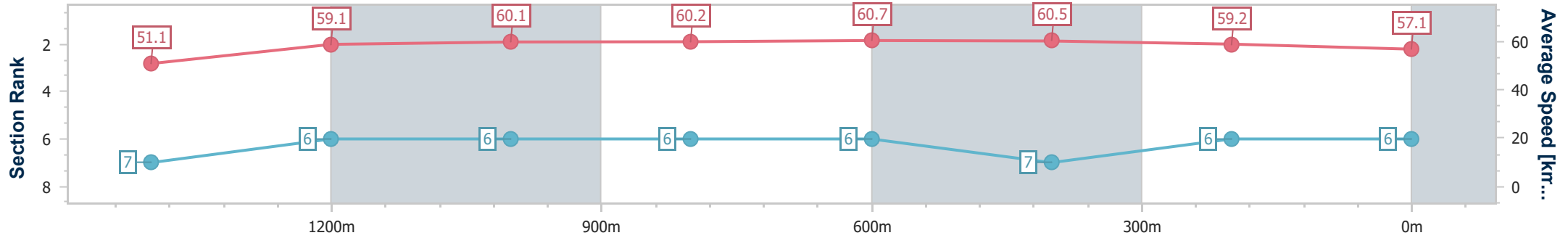
Ipswich QLD Professional
 Race 2: BNB COMMERCIAL PROPERTY DEVELOPMENT QTIS
 Three-Year-Old Maiden Plate - 1680m



04 October 2023 - 13:53

Track Rating: Good 4, Weather: Fine, Rail Position: +4.0m Entire

Section	Overall	1400m	1200m	1000m	800m	600m	400m	200m
Section Times	1:44.14 [6] (0:19.71)	1:24.43 [7] (0:12.14)	1:12.29 [6] (0:11.95)	1:00.34 [6] (0:11.97)	0:48.37 [6] (0:11.82)	0:36.55 [6] (0:11.82)	0:24.73 [7] (0:12.10)	0:12.63 [6] (0:12.63)
Average Speed [km/h]	51.1	59.1	60.1	60.2	60.7	60.5	59.2	57.1
Top Speed [km/h]	62.6	60.3	61.1	61.0	61.4	61.1	60.9	59.0
Avg. Dist. to Rail [m]	2.3	0.9	0.4	0.3	0.9	1.2	0.9	0.3
Avg. Stride Freq. [Hz]	2.1	2.2	2.2	2.2	2.3	2.3	2.3	2.2
Avg. Stride Length [m]	6.6	7.3	7.1	7.2	7.2	7.4	7.2	7.0



- [] Ranking at each section and finish
- .-.- No data available at this section
- NA No data available



Horse/Jockey Name	Family Bonding
Final Rank	7
Fastest Section Time (Section)	0:11.66 (600m)
Top Speed [km/h] (Section)	62.4 (600m)
Race State	Finished



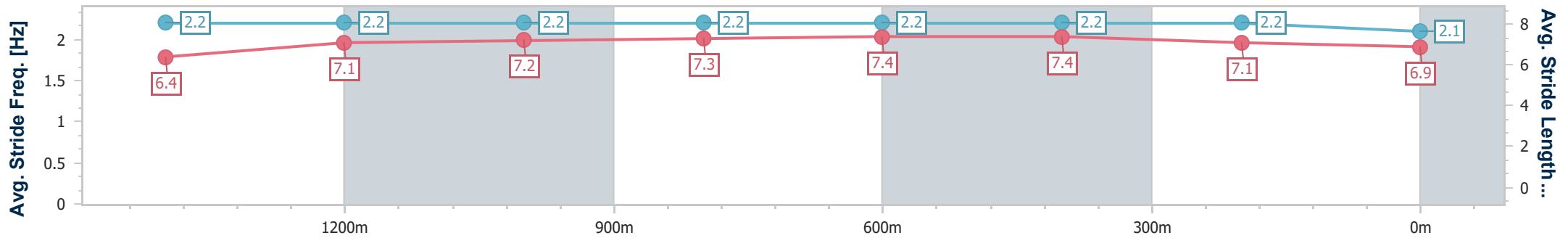
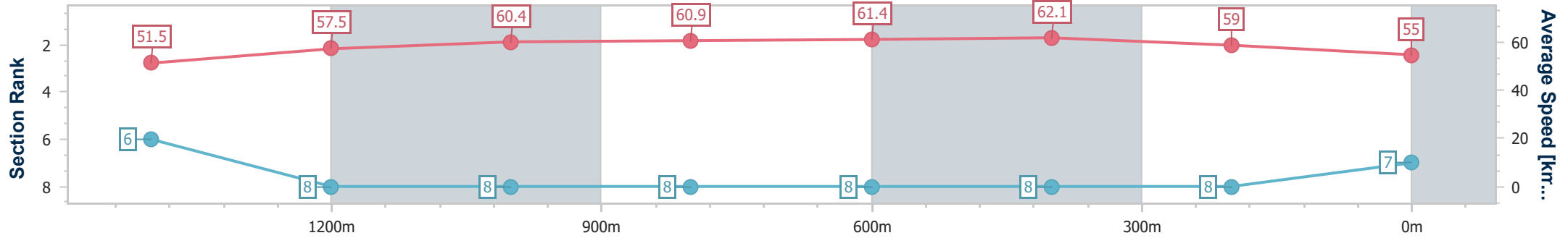
Ipswich QLD Professional
 Race 2: BNB COMMERCIAL PROPERTY DEVELOPMENT QTIS
 Three-Year-Old Maiden Plate - 1680m



04 October 2023 - 13:53

Track Rating: Good 4, Weather: Fine, Rail Position: +4.0m Entire

Section	Overall	1400m	1200m	1000m	800m	600m	400m	200m
Section Times	1:44.80 [7] (0:19.63)	1:25.17 [6] (0:12.60)	1:12.57 [8] (0:11.93)	1:00.64 [8] (0:11.88)	0:48.76 [8] (0:11.75)	0:37.01 [8] (0:11.66)	0:25.35 [8] (0:12.28)	0:13.07 [8] (0:13.07)
Average Speed [km/h]	51.5	57.5	60.4	60.9	61.4	62.1	59.0	55.0
Top Speed [km/h]	61.8	59.0	61.5	61.5	62.3	62.4	60.9	57.7
Avg. Dist. to Rail [m]	5.5	1.6	0.5	1.0	1.1	1.3	1.9	3.3
Avg. Stride Freq. [Hz]	2.2	2.2	2.2	2.2	2.2	2.2	2.2	2.1
Avg. Stride Length [m]	6.4	7.1	7.2	7.3	7.4	7.4	7.1	6.9



- [] Ranking at each section and finish
- .-.- No data available at this section
- NA No data available



Horse/Jockey Name	Autumn Show
Final Rank	8
Fastest Section Time (Section)	0:11.68 (600m)
Top Speed [km/h] (Section)	62.9 (600m)
Race State	Finished



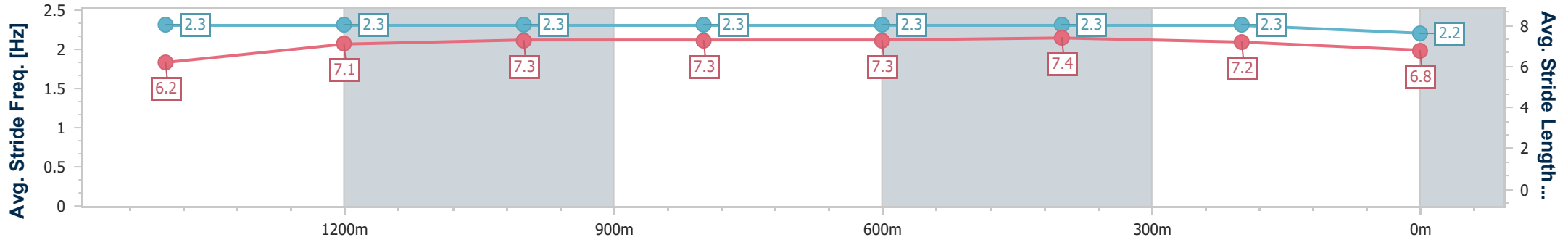
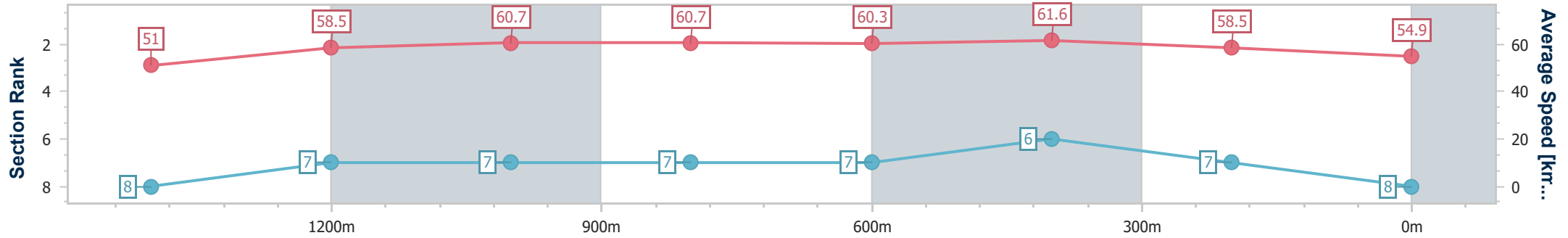
Ipswich QLD Professional
 Race 2: BNB COMMERCIAL PROPERTY DEVELOPMENT QTIS
 Three-Year-Old Maiden Plate - 1680m



04 October 2023 - 13:53

Track Rating: Good 4, Weather: Fine, Rail Position: +4.0m Entire

Section	Overall	1400m	1200m	1000m	800m	600m	400m	200m					
Section Times	1:44.82 [8] (0:19.78)	1:25.04 [8] (0:12.28)	1:12.76 [7] (0:11.87)	1:00.89 [7] (0:11.86)	0:49.03 [7] (0:11.93)	0:37.10 [7] (0:11.68)	0:25.42 [6] (0:12.31)	0:13.11 [7] (0:13.11)					
Average Speed [km/h]	51.0	58.5	60.7	60.7	60.3	61.6	58.5	54.9					
Top Speed [km/h]	62.4	60.6	61.4	61.7	61.4	62.9	60.4	56.9					
Avg. Dist. to Rail [m]	3.6	0.4	0.1	0.3	0.2	0.4	0.4	1.4					
Avg. Stride Freq. [Hz]	2.3	2.3	2.3	2.3	2.3	2.3	2.3	2.2					
Avg. Stride Length [m]	6.2	7.1	7.3	7.3	7.3	7.4	7.2	6.8					



- [] Ranking at each section and finish
- .-.- No data available at this section
- NA No data available