

Track Rating: Good 4, Weather: Fine, Rail Position: +4.0m Entire

Section														
Field Times		Overall	1000m	800m	600m	400m	200m	Last 600m						
		1:03.98 (0:08.47)	0:55.51 (0:10.67)	0:44.84 (0:11.00)	0:33.84 (0:11.33)	0:22.51 (0:11.15)	0:11.36 (0:11.36)	0:33.84						
Rank	TAB	Horse/Jockey	Barrier	Top Speed [km/h]	Fastest Section							Margin	Distance Travelled [m]	
1	8	THANKFUL HEART Jag Guthmann-Chester	4	67.8 1000m	0:08.47 Overall	1:03.98 [1] (0:08.47)	0:55.51 [1] (0:10.67)	0:44.84 [1] (0:11.00)	0:33.84 [1] (0:11.33)	0:22.51 [1] (0:11.15)	0:11.36 [1] (0:11.36)	1:03.98	0:33.84	
2	3	RADIANT REMI James Orman	3	68.2 400m	0:08.63 Overall	1:04.17 [2] (0:08.63)	0:55.54 [6] (0:11.19)	0:44.35 [6] (0:10.96)	0:33.39 [5] (0:11.31)	0:22.08 [5] (0:10.93)	0:11.15 [5] (0:11.15)	1L	0:33.39	+2
3	7	SHAPIN POWER Damien Thornton	1	67.1 1000m	0:08.59 Overall	1:04.24 [3] (0:08.59)	0:55.65 [4] (0:10.86)	0:44.79 [3] (0:11.05)	0:33.74 [3] (0:11.29)	0:22.45 [3] (0:11.10)	0:11.35 [2] (0:11.35)	1.3L	0:33.74	+2
4	2	GROOVIN' THE MOO Jake Bayliss	2	67.1 1000m	0:08.55 Overall	1:04.61 [4] (0:08.55)	0:56.06 [3] (0:10.92)	0:45.14 [4] (0:11.09)	0:34.05 [4] (0:11.26)	0:22.79 [4] (0:11.10)	0:11.69 [3] (0:11.69)	3.3L	0:34.05	+3
5	6	SET TO SHINE Angela Jones	9	67.5 1000m	0:08.50 Overall	1:04.74 [5] (0:08.50)	0:56.24 [2] (0:10.78)	0:45.46 [2] (0:11.00)	0:34.46 [2] (0:11.41)	0:23.05 [2] (0:11.31)	0:11.74 [4] (0:11.74)	4.1L	0:34.46	+4
6	1	SADDLE BOY Jake Molloy	5	66.4 1000m	0:08.61 Overall	1:04.85 [6] (0:08.61)	0:56.24 [5] (0:11.10)	0:45.14 [5] (0:11.08)	0:34.06 [6] (0:11.31)	0:22.75 [6] (0:11.29)	0:11.46 [6] (0:11.46)	4.6L	0:34.06	+6

Scratched: Sip It Slow (#5), Helikedempretty (#10), Tawfiq Star (#11), Sugarpiehoneybunch (#9), Rose By Design (#4)



Horse/Jockey Name	Thankful Heart
Final Rank	1
Fastest Section Time (Section)	0:08.47 (Overall)
Top Speed [km/h] (Section)	67.8 (1000m)
Race State	Finished



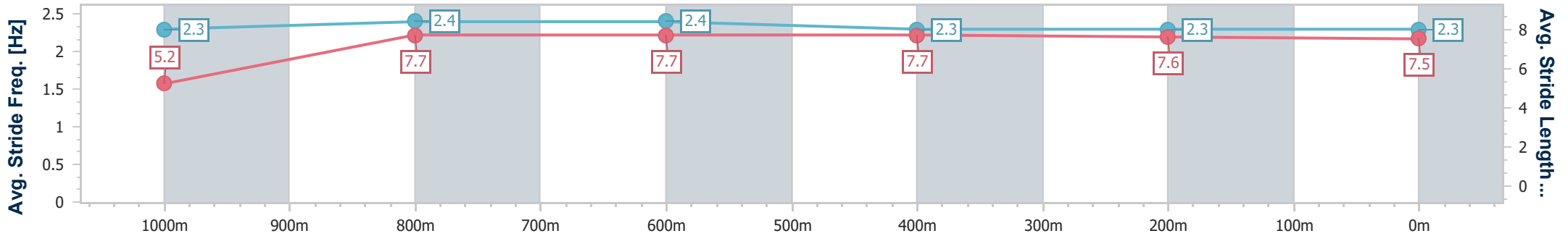
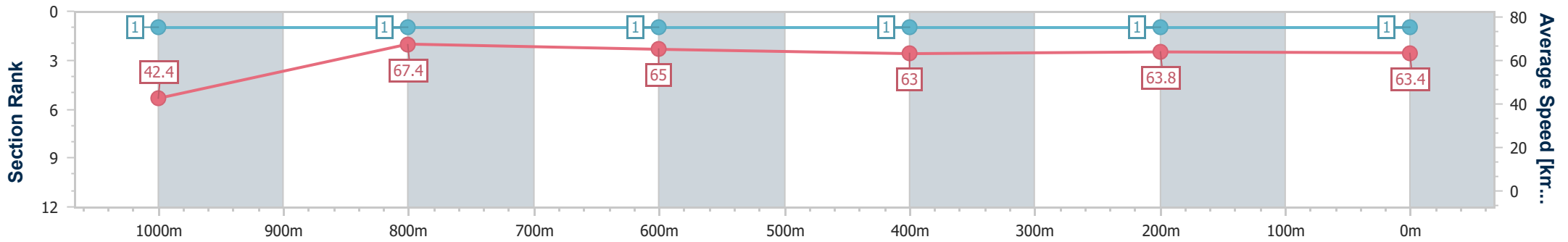
Ipswich QLD Professional  
 Race 7: VINCE INSURANCE RATINGS BAND 0 - 65 Handicap - 1100m



04 October 2023 - 16:51

Track Rating: Good 4, Weather: Fine, Rail Position: +4.0m Entire

Section	Overall	1000m	800m	600m	400m	200m
Section Times	1:03.98 [1] (0:08.47)	0:55.51 [1] (0:10.67)	0:44.84 [1] (0:11.00)	0:33.84 [1] (0:11.33)	0:22.51 [1] (0:11.15)	0:11.36 [1] (0:11.36)
Average Speed [km/h]	42.4	67.4	65.0	63.0	63.8	63.4
Top Speed [km/h]	66.1	67.8	67.0	63.7	65.7	65.6
Avg. Dist. to Rail [m]	4.2	1.1	1.7	2.3	2.8	1.4
Avg. Stride Freq. [Hz]	2.3	2.4	2.4	2.3	2.3	2.3
Avg. Stride Length [m]	5.2	7.7	7.7	7.7	7.6	7.5



- [ ] Ranking at each section and finish
- .-.- No data available at this section
- NA No data available



Horse/Jockey Name	Radiant Remi
Final Rank	2
Fastest Section Time (Section)	0:08.63 (Overall)
Top Speed [km/h] (Section)	68.2 (400m)
Race State	Finished



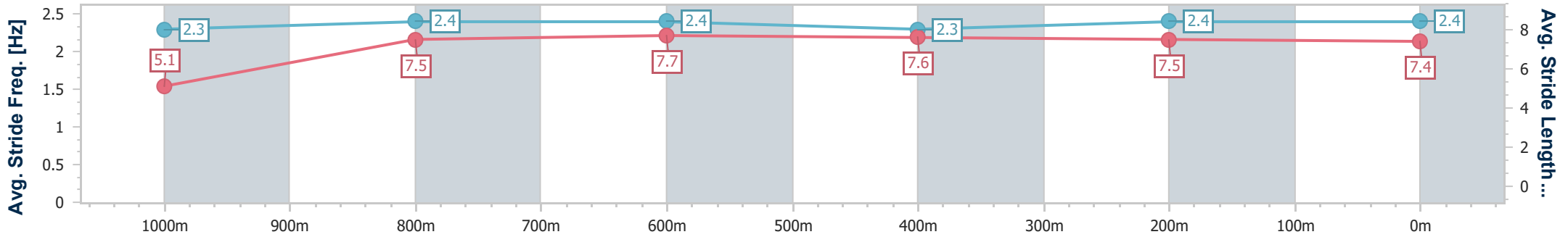
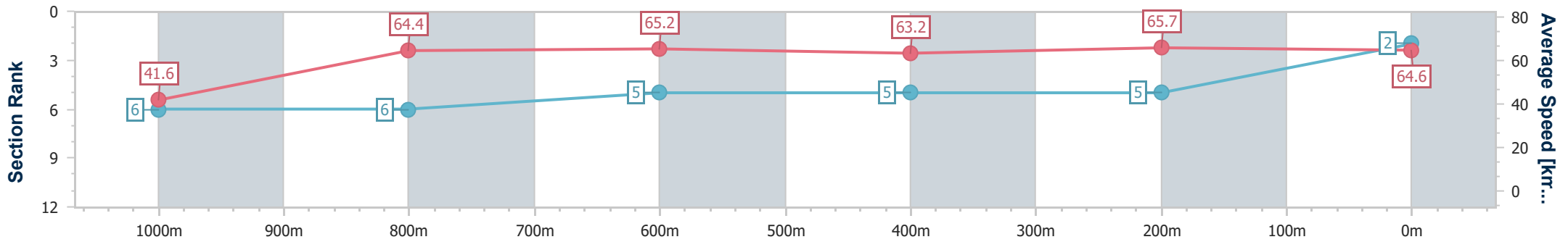
Ipswich QLD Professional  
 Race 7: VINCE INSURANCE RATINGS BAND 0 - 65 Handicap - 1100m



04 October 2023 - 16:51

Track Rating: Good 4, Weather: Fine, Rail Position: +4.0m Entire

Section	Overall	1000m	800m	600m	400m	200m
Section Times	1:04.17 [2] (0:08.63)	0:55.54 [6] (0:11.19)	0:44.35 [6] (0:10.96)	0:33.39 [5] (0:11.31)	0:22.08 [5] (0:10.93)	0:11.15 [5] (0:11.15)
Average Speed [km/h]	41.6	64.4	65.2	63.2	65.7	64.6
Top Speed [km/h]	61.8	66.5	66.7	64.4	68.2	67.2
Avg. Dist. to Rail [m]	3.4	0.7	1.8	2.0	1.3	2.8
Avg. Stride Freq. [Hz]	2.3	2.4	2.4	2.3	2.4	2.4
Avg. Stride Length [m]	5.1	7.5	7.7	7.6	7.5	7.4



- [ ] Ranking at each section and finish
- .-.- No data available at this section
- NA No data available



Horse/Jockey Name	Shapin Power
Final Rank	3
Fastest Section Time (Section)	0:08.59 (Overall)
Top Speed [km/h] (Section)	67.1 (1000m)
Race State	Finished



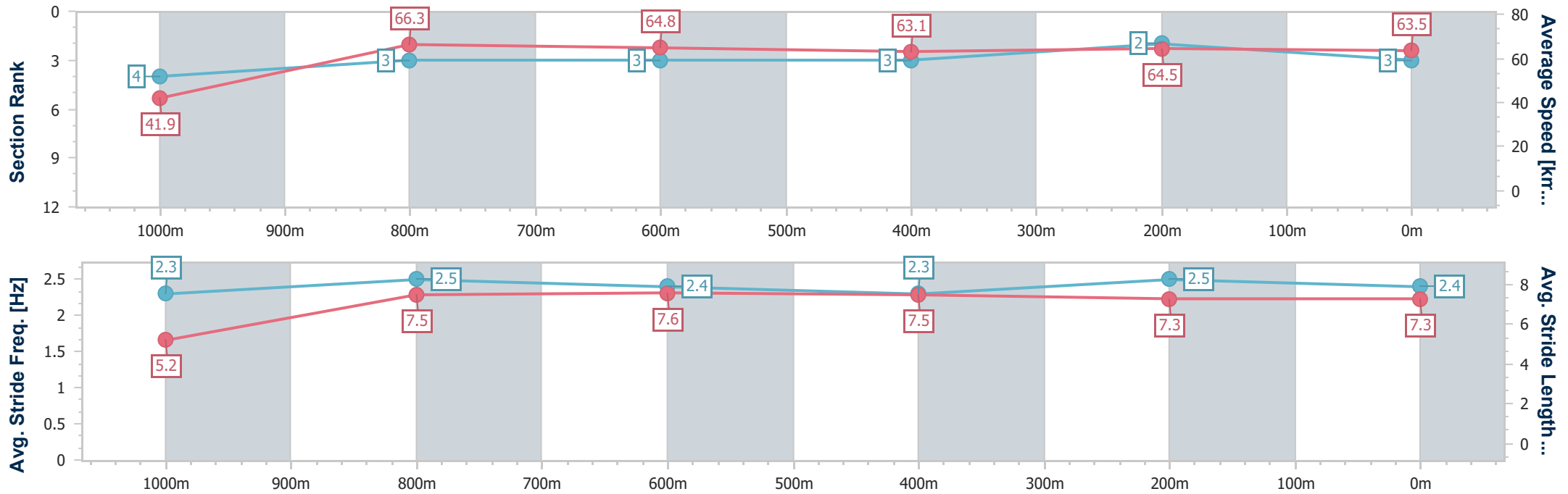
Ipswich QLD Professional  
 Race 7: VINCE INSURANCE RATINGS BAND 0 - 65 Handicap - 1100m



04 October 2023 - 16:51

Track Rating: Good 4, Weather: Fine, Rail Position: +4.0m Entire

Section	Overall	1000m	800m	600m	400m	200m
Section Times	1:04.24 [3] (0:08.59)	0:55.65 [4] (0:10.86)	0:44.79 [3] (0:11.05)	0:33.74 [3] (0:11.29)	0:22.45 [3] (0:11.10)	0:11.35 [2] (0:11.35)
Average Speed [km/h]	41.9	66.3	64.8	63.1	64.5	63.5
Top Speed [km/h]	64.2	67.1	66.3	63.9	65.6	65.4
Avg. Dist. to Rail [m]	2.0	0.3	1.2	2.1	1.1	0.4
Avg. Stride Freq. [Hz]	2.3	2.5	2.4	2.3	2.5	2.4
Avg. Stride Length [m]	5.2	7.5	7.6	7.5	7.3	7.3



- [ ] Ranking at each section and finish
- .-.- No data available at this section
- NA No data available



Horse/Jockey Name	Groovin' The Moo
Final Rank	4
Fastest Section Time (Section)	0:08.55 (Overall)
Top Speed [km/h] (Section)	67.1 (1000m)
Race State	Finished



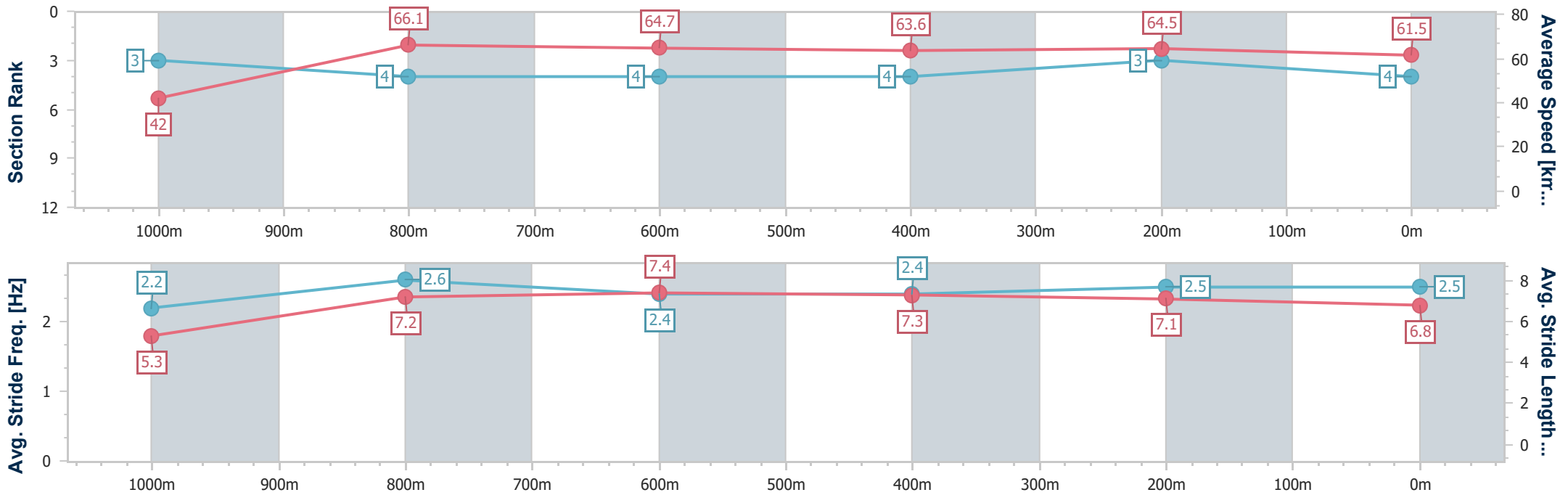
Ipswich QLD Professional  
 Race 7: VINCE INSURANCE RATINGS BAND 0 - 65 Handicap - 1100m



04 October 2023 - 16:51

Track Rating: Good 4, Weather: Fine, Rail Position: +4.0m Entire

Section	Overall	1000m	800m	600m	400m	200m
Section Times	1:04.61 [4] (0:08.55)	0:56.06 [3] (0:10.92)	0:45.14 [4] (0:11.09)	0:34.05 [4] (0:11.26)	0:22.79 [4] (0:11.10)	0:11.69 [3] (0:11.69)
Average Speed [km/h]	42.0	66.1	64.7	63.6	64.5	61.5
Top Speed [km/h]	64.8	67.1	65.5	64.8	65.0	64.9
Avg. Dist. to Rail [m]	2.8	0.5	0.8	1.3	1.1	2.1
Avg. Stride Freq. [Hz]	2.2	2.6	2.4	2.4	2.5	2.5
Avg. Stride Length [m]	5.3	7.2	7.4	7.3	7.1	6.8



- [ ] Ranking at each section and finish
- .-.- No data available at this section
- NA No data available



Horse/Jockey Name	Set To Shine
Final Rank	5
Fastest Section Time (Section)	0:08.50 (Overall)
Top Speed [km/h] (Section)	67.5 (1000m)
Race State	Finished



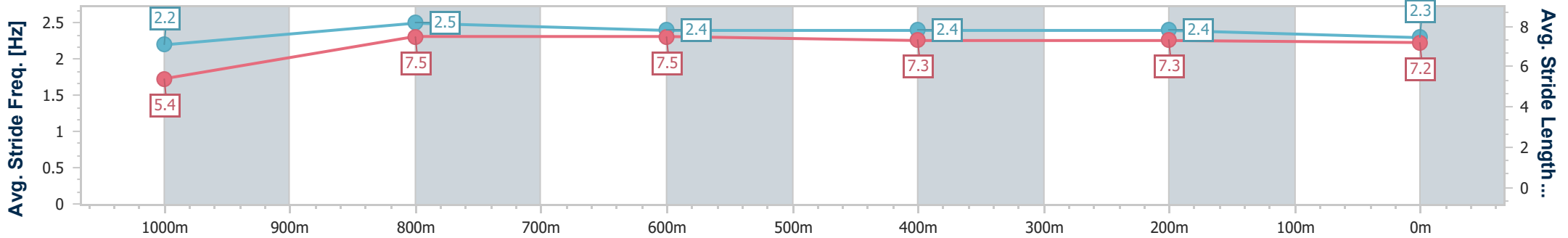
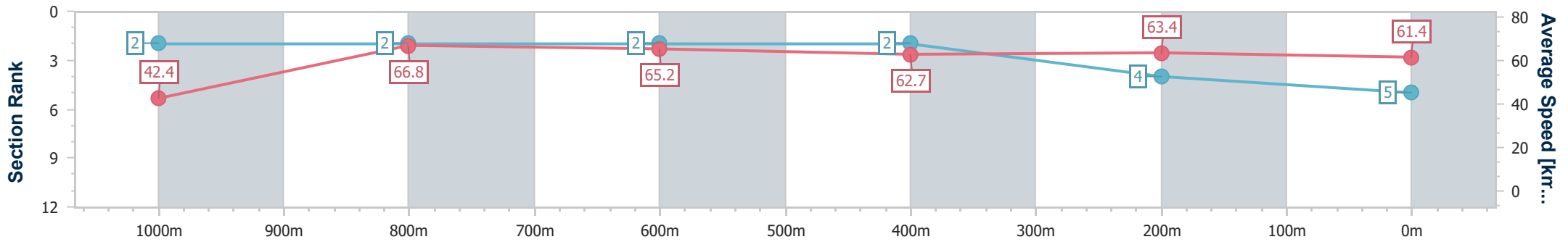
Ipswich QLD Professional  
 Race 7: VINCE INSURANCE RATINGS BAND 0 - 65 Handicap - 1100m



04 October 2023 - 16:51

Track Rating: Good 4, Weather: Fine, Rail Position: +4.0m Entire

Section	Overall	1000m	800m	600m	400m	200m
Section Times	1:04.74 [5] (0:08.50)	0:56.24 [2] (0:10.78)	0:45.46 [2] (0:11.00)	0:34.46 [2] (0:11.41)	0:23.05 [2] (0:11.31)	0:11.74 [4] (0:11.74)
Average Speed [km/h]	42.4	66.8	65.2	62.7	63.4	61.4
Top Speed [km/h]	65.5	67.5	67.2	63.9	64.2	63.0
Avg. Dist. to Rail [m]	6.2	1.6	1.0	1.6	0.7	0.4
Avg. Stride Freq. [Hz]	2.2	2.5	2.4	2.4	2.4	2.3
Avg. Stride Length [m]	5.4	7.5	7.5	7.3	7.3	7.2



- [ ] Ranking at each section and finish
- .-.- No data available at this section
- NA No data available



Horse/Jockey Name	Saddle Boy
Final Rank	6
Fastest Section Time (Section)	0:08.61 (Overall)
Top Speed [km/h] (Section)	66.4 (1000m)
Race State	Finished



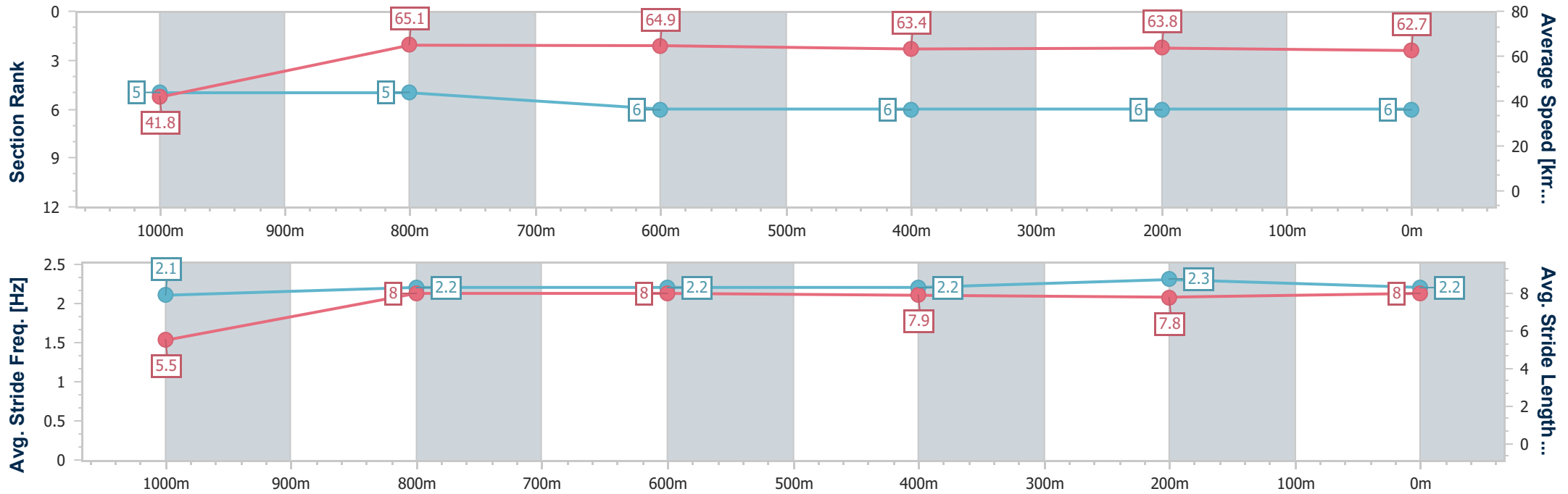
Ipswich QLD Professional  
Race 7: VINCE INSURANCE RATINGS BAND 0 - 65 Handicap - 1100m



04 October 2023 - 16:51

Track Rating: Good 4, Weather: Fine, Rail Position: +4.0m Entire

Section	Overall	1000m	800m	600m	400m	200m
Section Times	1:04.85 [6] (0:08.61)	0:56.24 [5] (0:11.10)	0:45.14 [5] (0:11.08)	0:34.06 [6] (0:11.31)	0:22.75 [6] (0:11.29)	0:11.46 [6] (0:11.46)
Average Speed [km/h]	41.8	65.1	64.9	63.4	63.8	62.7
Top Speed [km/h]	64.9	66.4	65.9	64.5	64.6	64.6
Avg. Dist. to Rail [m]	6.1	2.0	0.4	0.7	0.9	2.8
Avg. Stride Freq. [Hz]	2.1	2.2	2.2	2.2	2.3	2.2
Avg. Stride Length [m]	5.5	8.0	8.0	7.9	7.8	8.0



- [ ] Ranking at each section and finish
- .-.- No data available at this section
- NA No data available