

Track Rating: Good 4, Weather: Fine, Rail Position: +6.0m Entire

Section													Field Times				
		Overall	1400m	1200m	1000m	800m	600m	400m	Last 600m								
		1:43.08 (0:18.94)	1:24.14 (0:11.12)	1:13.02 (0:11.91)	1:01.11 (0:12.70)	0:48.41 (0:12.40)	0:36.01 (0:12.14)	0:23.87 (0:11.94)	0:36.01								
Rank	TAB	Horse/Jockey	Barrier	Top Speed [km/h]	Fastest Section												Distance Travelled [m]
1	12	SHY GUY James Orman	8	66.8 1400m	0:11.44 1400m	1:43.08 [1] (0:19.21)	1:23.87 [3] (0:11.44)	1:12.43 [3] (0:11.95)	1:00.48 [3] (0:12.54)	0:47.94 [4] (0:12.41)	0:35.53 [3] (0:11.85)	0:23.68 [3] (0:11.79)	0:35.53				
2	8	UNITED FRONT Martin Harley	11	64.0 400m	0:11.37 1400m	1:43.26 [2] (0:20.54)	1:22.72 [13] (0:11.37)	1:11.35 [13] (0:11.96)	0:59.39 [13] (0:12.34)	0:47.05 [13] (0:11.99)	0:35.06 [12] (0:11.87)	0:23.19 [10] (0:11.65)	0:35.06	+2			
3	7	SPACE JOURNEY Jag Guthmann-Chester	7	65.6 Overall	0:11.53 1400m	1:43.28 [3] (0:19.39)	1:23.89 [5] (0:11.53)	1:12.36 [5] (0:11.87)	1:00.49 [6] (0:12.55)	0:47.94 [5] (0:12.32)	0:35.62 [6] (0:11.91)	0:23.71 [5] (0:11.91)	0:35.62	-4			
4	13	VICTORY ROLL Ben Thompson	5	63.6 1400m	0:11.46 1400m	1:43.29 [4] (0:20.16)	1:23.13 [11] (0:11.46)	1:11.67 [11] (0:11.93)	0:59.74 [11] (0:12.22)	0:47.52 [10] (0:12.23)	0:35.29 [9] (0:11.86)	0:23.43 [7] (0:11.81)	0:35.29	+3			
5	1	A DIME APPROACH Blake Spriggs	9	65.7 1400m	0:11.20 1400m	1:43.54 [5] (0:19.78)	1:23.76 [7] (0:11.20)	1:12.56 [6] (0:11.78)	1:00.78 [5] (0:12.58)	0:48.20 [6] (0:12.32)	0:35.88 [5] (0:11.81)	0:24.07 [4] (0:12.05)	0:35.88	+3			
6	10	DUMA Samantha Collett	12	66.6 1400m	0:11.17 1400m	1:43.55 [6] (0:19.10)	1:24.45 [2] (0:11.17)	1:13.28 [2] (0:12.02)	1:01.26 [2] (0:12.52)	0:48.74 [2] (0:12.34)	0:36.40 [2] (0:12.07)	0:24.33 [2] (0:11.93)	0:36.40	-4			
7	9	BOLD SPLENDOR Taylor Marshall	1	64.4 Overall	0:11.41 1400m	1:43.72 [7] (0:19.80)	1:23.92 [8] (0:11.41)	1:12.51 [8] (0:11.76)	1:00.75 [7] (0:12.40)	0:48.35 [7] (0:12.37)	0:35.98 [7] (0:12.14)	0:23.84 [9] (0:11.91)	0:35.98	-9			
8	11	EXTREME STATE Jake Bayliss	4	64.6 Overall	0:11.42 1400m	1:43.96 [8] (0:19.98)	1:23.98 [10] (0:11.42)	1:12.56 [10] (0:11.83)	1:00.73 [9] (0:12.52)	0:48.21 [9] (0:12.33)	0:35.88 [10] (0:12.07)	0:23.81 [11] (0:11.83)	0:35.88	-3			
9	6	ROYAL COURT Dale Smith	2	64.6 1400m	0:11.38 1400m	1:44.09 [9] (0:19.74)	1:24.35 [6] (0:11.38)	1:12.97 [7] (0:11.93)	1:01.04 [8] (0:12.57)	0:48.47 [8] (0:12.37)	0:36.10 [8] (0:11.87)	0:24.23 [6] (0:11.98)	0:36.10	-2			
10	3	LICENCE TO THRILL Nozi Tomizawa	13	63.8 Overall	0:11.49 1400m	1:44.35 [10] (0:20.37)	1:23.98 [12] (0:11.49)	1:12.49 [12] (0:11.84)	1:00.65 [12] (0:12.37)	0:48.28 [12] (0:12.33)	0:35.95 [13] (0:11.94)	0:24.01 [12] (0:11.91)	0:35.95	-5			

Track Rating: Good 4, Weather: Fine, Rail Position: +6.0m Entire

Section		Overall	1400m	1200m	1000m	800m	600m	400m	Last 600m
Field Times		1:43.08 (0:18.94)	1:24.14 (0:11.12)	1:13.02 (0:11.91)	1:01.11 (0:12.70)	0:48.41 (0:12.40)	0:36.01 (0:12.14)	0:23.87 (0:11.94)	0:36.01

Rank	TAB	Horse/Jockey	Barrier	Top Speed [km/h]	Fastest Section	Overall	1400m	1200m	1000m	800m	600m	400m	Last 600m	Distance Travelled [m]
11	5	<b>MAGNATIC</b> Cejay Graham	10	66.2 1400m	0:11.12 1400m	1:44.65 [11] (0:18.94)	1:25.71 [1] (0:11.12)	1:14.59 [1] (0:11.91)	1:02.68 [1] (0:12.70)	0:49.98 [1] (0:12.40)	0:37.58 [1] (0:12.14)	0:25.44 [1] (0:12.41)	0:37.58	-8
12	2	<b>GOLD SAMURAI</b> Montanna Savva	3	63.7 1400m	0:11.41 1400m	1:45.37 [12] (0:19.90)	1:25.47 [9] (0:11.41)	1:14.06 [9] (0:11.96)	1:02.10 [10] (0:12.56)	0:49.54 [11] (0:12.35)	0:37.19 [11] (0:12.17)	0:25.02 [13] (0:12.32)	0:37.19	+0
13	4	<b>LUCIFER THE CAT</b> Luke Tarrant	6	65.4 Overall	0:11.39 1400m	1:45.37 [13] (0:19.34)	1:26.03 [4] (0:11.39)	1:14.64 [4] (0:11.90)	1:02.74 [4] (0:12.44)	0:50.30 [3] (0:12.51)	0:37.79 [4] (0:12.29)	0:25.50 [8] (0:12.52)	0:37.79	-8

Track Rating: Good 4, Weather: Fine, Rail Position: +6.0m Entire

Section							200m			Last 600m
Field Times							0:11.93 (0:11.93)			0:36.01
Rank	TAB	Horse/Jockey	Barrier	Top Speed [km/h]	Fastest Section	Margin			Distance Travelled [m]	
1	12	<b>SHY GUY</b> James Orman	8	66.8 1400m	0:11.44 1400m	0:11.89 [2] (0:11.89)	1:43.08		0:35.53	
2	8	<b>UNITED FRONT</b> Martin Harley	11	64.0 400m	0:11.37 1400m	0:11.54 [7] (0:11.54)	1L		0:35.06 +2	
3	7	<b>SPACE JOURNEY</b> Jag Guthmann-Chester	7	65.6 Overall	0:11.53 1400m	0:11.80 [3] (0:11.80)	1.1L		0:35.62 -4	
4	13	<b>VICTORY ROLL</b> Ben Thompson	5	63.6 1400m	0:11.46 1400m	0:11.62 [6] (0:11.62)	1.2L		0:35.29 +3	
5	1	<b>A DIME APPROACH</b> Blake Spriggs	9	65.7 1400m	0:11.20 1400m	0:12.02 [4] (0:12.02)	2.5L		0:35.88 +3	
6	10	<b>DUMA</b> Samantha Collett	12	66.6 1400m	0:11.17 1400m	0:12.40 [1] (0:12.40)	2.6L		0:36.40 -4	
7	9	<b>BOLD SPLENDOR</b> Taylor Marshall	1	64.4 Overall	0:11.41 1400m	0:11.93 [8] (0:11.93)	3.4L		0:35.98 -9	
8	11	<b>EXTREME STATE</b> Jake Bayliss	4	64.6 Overall	0:11.42 1400m	0:11.98 [10] (0:11.98)	4.7L		0:35.88 -3	
9	6	<b>ROYAL COURT</b> Dale Smith	2	64.6 1400m	0:11.38 1400m	0:12.25 [9] (0:12.25)	5.5L		0:36.10 -2	
10	3	<b>LICENCE TO THRILL</b> Nozi Tomizawa	13	63.8 Overall	0:11.49 1400m	0:12.10 [11] (0:12.10)	7L		0:35.95 -5	

Track Rating: Good 4, Weather: Fine, Rail Position: +6.0m Entire

Section				200m				Last 600m	
Field Times				0:11.93 (0:11.93)				0:36.01	
Rank	TAB	Horse/Jockey	Barrier	Top Speed [km/h]	Fastest Section	Margin			Distance Travelled [m]
11	5	<b>MAGNATIC</b> Cejay Graham	10	66.2 1400m	0:11.12 1400m 0:13.03 [5] (0:13.03)	8.8L		0:37.58	-8
12	2	<b>GOLD SAMURAI</b> Montanna Savva	3	63.7 1400m	0:11.41 1400m 0:12.70 [13] (0:12.70)	12.8L		0:37.19	+0
13	4	<b>LUCIFER THE CAT</b> Luke Tarrant	6	65.4 Overall	0:11.39 1400m 0:12.98 [12] (0:12.98)	12.9L		0:37.79	-8



Horse/Jockey Name	Shy Guy
Final Rank	1
Fastest Section Time (Section)	0:11.44 (1400m)
Top Speed [km/h] (Section)	66.8 (1400m)
Race State	Finished



### Ipswich QLD Professional

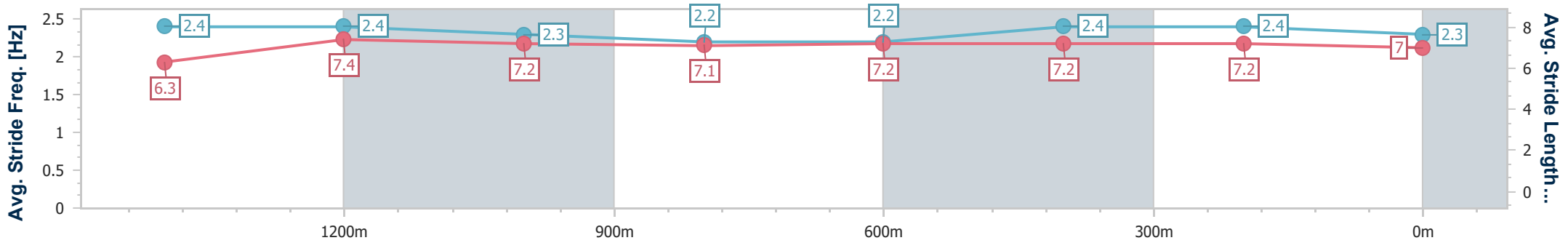
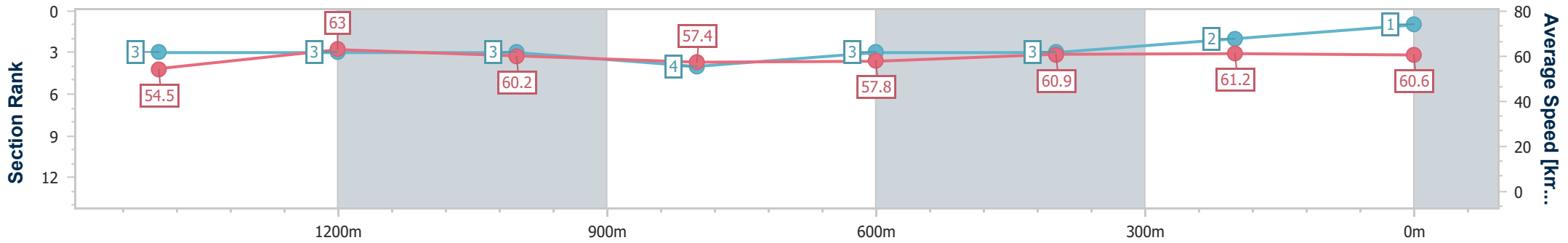
Race 2: TAB Maiden Plate - 1690m

11 October 2023 - 13:54



Track Rating: Good 4, Weather: Fine, Rail Position: +6.0m Entire

Section	Overall	1400m	1200m	1000m	800m	600m	400m	200m
Section Times	1:43.08 [1] (0:19.21)	1:23.87 [3] (0:11.44)	1:12.43 [3] (0:11.95)	1:00.48 [3] (0:12.54)	0:47.94 [4] (0:12.41)	0:35.53 [3] (0:11.85)	0:23.68 [3] (0:11.79)	0:11.89 [2] (0:11.89)
Average Speed [km/h]	54.5	63.0	60.2	57.4	57.8	60.9	61.2	60.6
Top Speed [km/h]	66.2	66.8	62.0	58.3	58.7	63.7	63.0	62.7
Avg. Dist. to Rail [m]	6.3	0.4	0.2	0.2	0.9	0.4	1.0	2.0
Avg. Stride Freq. [Hz]	2.4	2.4	2.3	2.2	2.2	2.4	2.4	2.3
Avg. Stride Length [m]	6.3	7.4	7.2	7.1	7.2	7.2	7.2	7.0



- [ ] Ranking at each section and finish
- .-.- No data available at this section
- NA No data available



Horse/Jockey Name	United Front
Final Rank	2
Fastest Section Time (Section)	0:11.37 (1400m)
Top Speed [km/h] (Section)	64.0 (400m)
Race State	Finished



### Ipswich QLD Professional

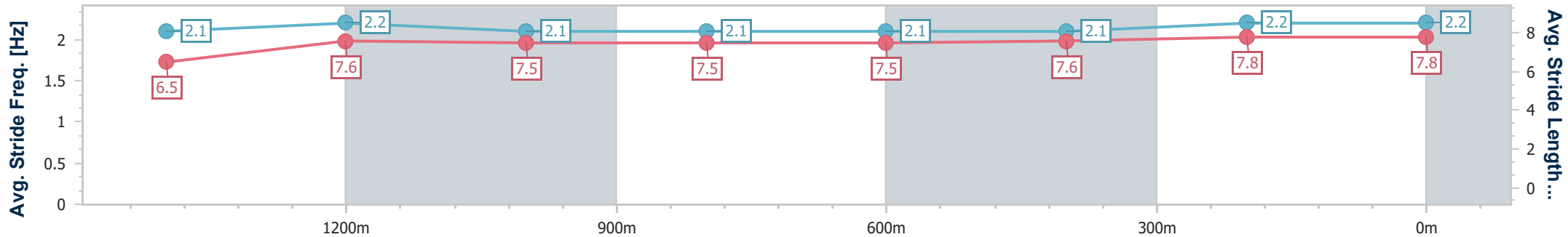
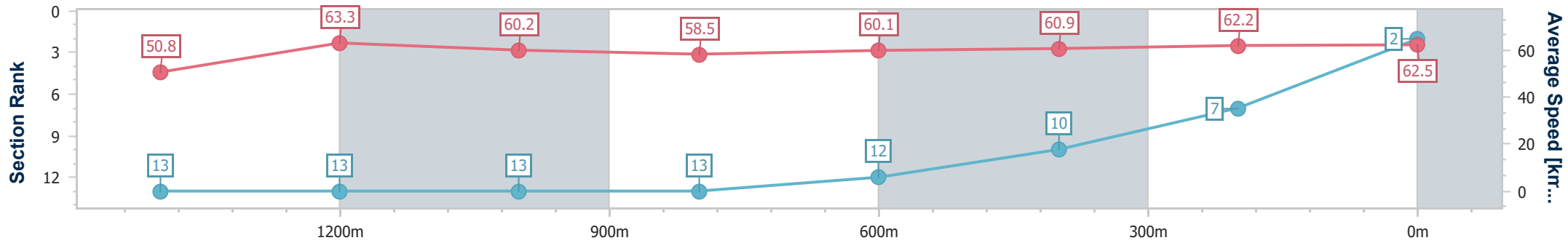
Race 2: TAB Maiden Plate - 1690m

11 October 2023 - 13:54



Track Rating: Good 4, Weather: Fine, Rail Position: +6.0m Entire

Section	Overall	1400m	1200m	1000m	800m	600m	400m	200m
Section Times	1:43.26 [2] (0:20.54)	1:22.72 [13] (0:11.37)	1:11.35 [13] (0:11.96)	0:59.39 [13] (0:12.34)	0:47.05 [13] (0:11.99)	0:35.06 [12] (0:11.87)	0:23.19 [10] (0:11.65)	0:11.54 [7] (0:11.54)
Average Speed [km/h]	50.8	63.3	60.2	58.5	60.1	60.9	62.2	62.5
Top Speed [km/h]	62.6	63.8	62.9	59.2	61.0	61.5	64.0	63.8
Avg. Dist. to Rail [m]	4.6	0.4	0.3	0.4	0.5	1.3	2.7	5.3
Avg. Stride Freq. [Hz]	2.1	2.2	2.1	2.1	2.1	2.1	2.2	2.2
Avg. Stride Length [m]	6.5	7.6	7.5	7.5	7.5	7.6	7.8	7.8



- [ ] Ranking at each section and finish
- .-.- No data available at this section
- NA No data available



Horse/Jockey Name	Space Journey
Final Rank	3
Fastest Section Time (Section)	0:11.53 (1400m)
Top Speed [km/h] (Section)	65.6 (Overall)
Race State	Finished



### Ipswich QLD Professional

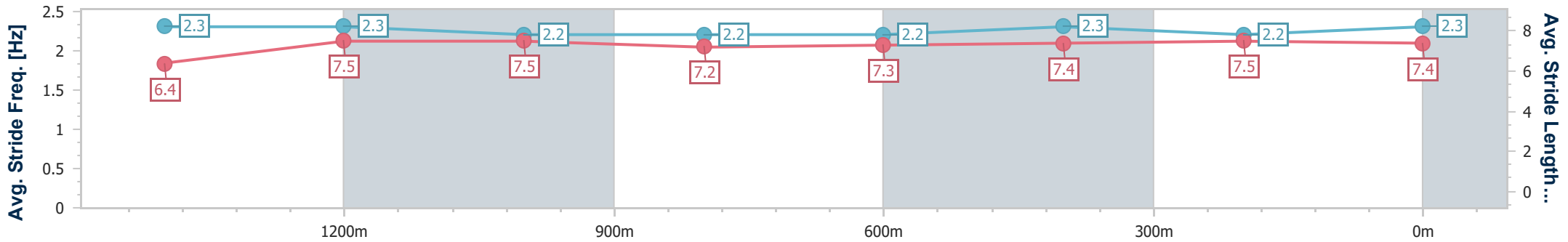
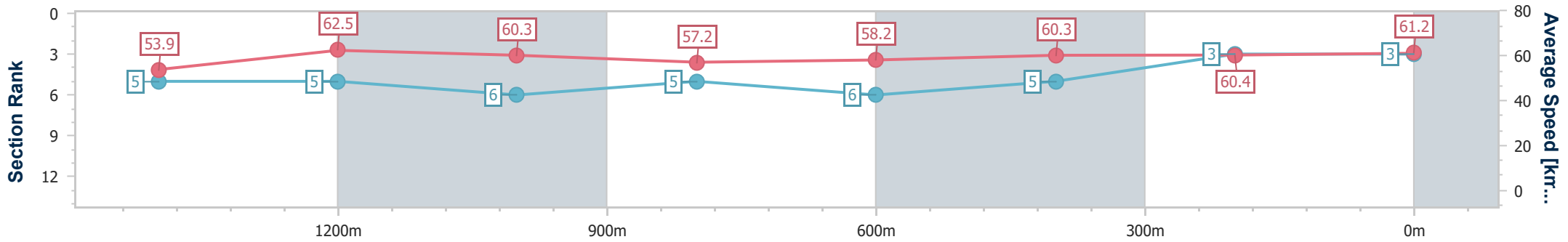
Race 2: TAB Maiden Plate - 1690m

11 October 2023 - 13:54



Track Rating: Good 4, Weather: Fine, Rail Position: +6.0m Entire

Section	Overall	1400m	1200m	1000m	800m	600m	400m	200m
Section Times	1:43.28 [3] (0:19.39)	1:23.89 [5] (0:11.53)	1:12.36 [5] (0:11.87)	1:00.49 [6] (0:12.55)	0:47.94 [5] (0:12.32)	0:35.62 [6] (0:11.91)	0:23.71 [5] (0:11.91)	0:11.80 [3] (0:11.80)
Average Speed [km/h]	53.9	62.5	60.3	57.2	58.2	60.3	60.4	61.2
Top Speed [km/h]	65.6	64.0	61.3	58.3	59.2	60.9	61.8	61.8
Avg. Dist. to Rail [m]	4.8	0.5	1.2	1.2	1.2	0.7	0.7	2.0
Avg. Stride Freq. [Hz]	2.3	2.3	2.2	2.2	2.2	2.3	2.2	2.3
Avg. Stride Length [m]	6.4	7.5	7.5	7.2	7.3	7.4	7.5	7.4



- [ ] Ranking at each section and finish
- .-.- No data available at this section
- NA No data available



Horse/Jockey Name	Victory Roll
Final Rank	4
Fastest Section Time (Section)	0:11.46 (1400m)
Top Speed [km/h] (Section)	63.6 (1400m)
Race State	Finished



### Ipswich QLD Professional

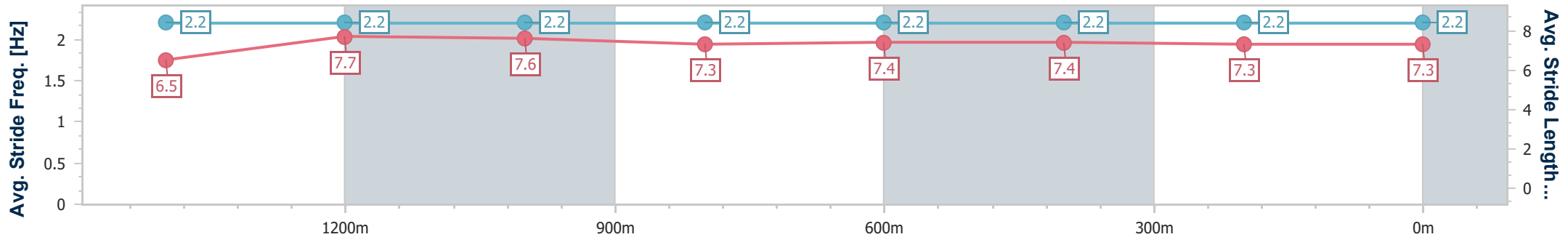
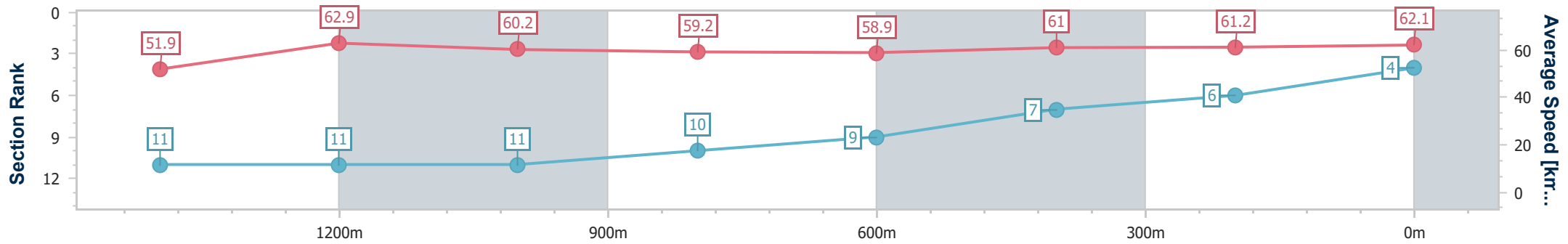
Race 2: TAB Maiden Plate - 1690m

11 October 2023 - 13:54



Track Rating: Good 4, Weather: Fine, Rail Position: +6.0m Entire

Section	Overall	1400m	1200m	1000m	800m	600m	400m	200m
Section Times	1:43.29 [4] (0:20.16)	1:23.13 [11] (0:11.46)	1:11.67 [11] (0:11.93)	0:59.74 [11] (0:12.22)	0:47.52 [10] (0:12.23)	0:35.29 [9] (0:11.86)	0:23.43 [7] (0:11.81)	0:11.62 [6] (0:11.62)
Average Speed [km/h]	51.9	62.9	60.2	59.2	58.9	61.0	61.2	62.1
Top Speed [km/h]	63.0	63.6	61.1	60.8	60.6	61.5	62.0	62.3
Avg. Dist. to Rail [m]	4.1	0.5	0.5	1.1	0.7	1.2	1.8	3.8
Avg. Stride Freq. [Hz]	2.2	2.2	2.2	2.2	2.2	2.2	2.2	2.2
Avg. Stride Length [m]	6.5	7.7	7.6	7.3	7.4	7.4	7.3	7.3



- [ ] Ranking at each section and finish
- .-.-.- No data available at this section
- NA No data available





Horse/Jockey Name	A Dime Approach
Final Rank	5
Fastest Section Time (Section)	0:11.20 (1400m)
Top Speed [km/h] (Section)	65.7 (1400m)
Race State	Finished



### Ipswich QLD Professional

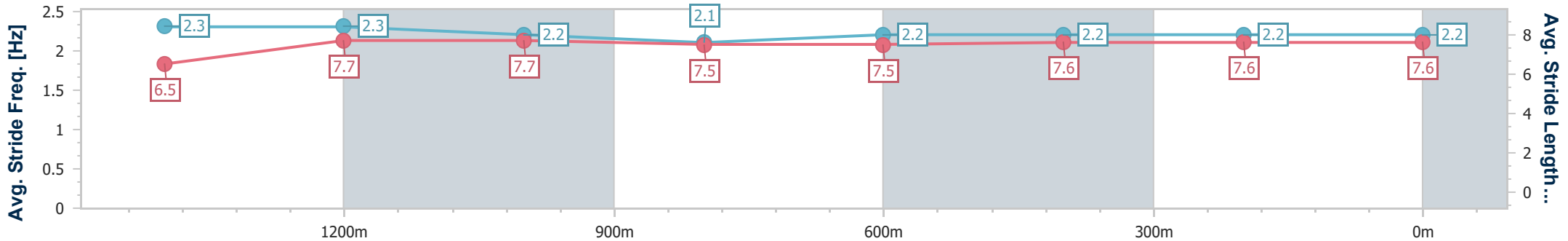
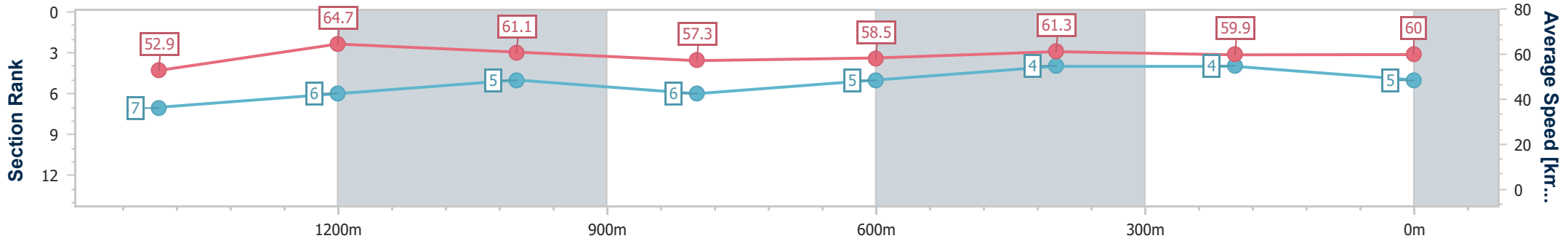
Race 2: TAB Maiden Plate - 1690m

11 October 2023 - 13:54



Track Rating: Good 4, Weather: Fine, Rail Position: +6.0m Entire

Section	Overall	1400m	1200m	1000m	800m	600m	400m	200m
Section Times	1:43.54 [5] (0:19.78)	1:23.76 [7] (0:11.20)	1:12.56 [6] (0:11.78)	1:00.78 [5] (0:12.58)	0:48.20 [6] (0:12.32)	0:35.88 [5] (0:11.81)	0:24.07 [4] (0:12.05)	0:12.02 [4] (0:12.02)
Average Speed [km/h]	52.9	64.7	61.1	57.3	58.5	61.3	59.9	60.0
Top Speed [km/h]	65.1	65.7	62.4	59.4	60.4	61.7	61.2	60.5
Avg. Dist. to Rail [m]	6.1	1.1	0.4	0.5	0.1	1.1	1.5	3.2
Avg. Stride Freq. [Hz]	2.3	2.3	2.2	2.1	2.2	2.2	2.2	2.2
Avg. Stride Length [m]	6.5	7.7	7.7	7.5	7.5	7.6	7.6	7.6



- [ ] Ranking at each section and finish
- .-.- No data available at this section
- NA No data available



Horse/Jockey Name	Duma
Final Rank	6
Fastest Section Time (Section)	0:11.17 (1400m)
Top Speed [km/h] (Section)	66.6 (1400m)
Race State	Finished



### Ipswich QLD Professional

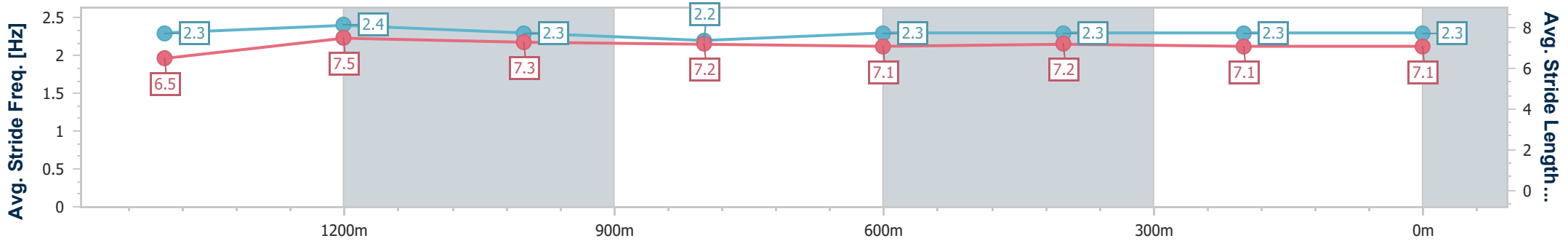
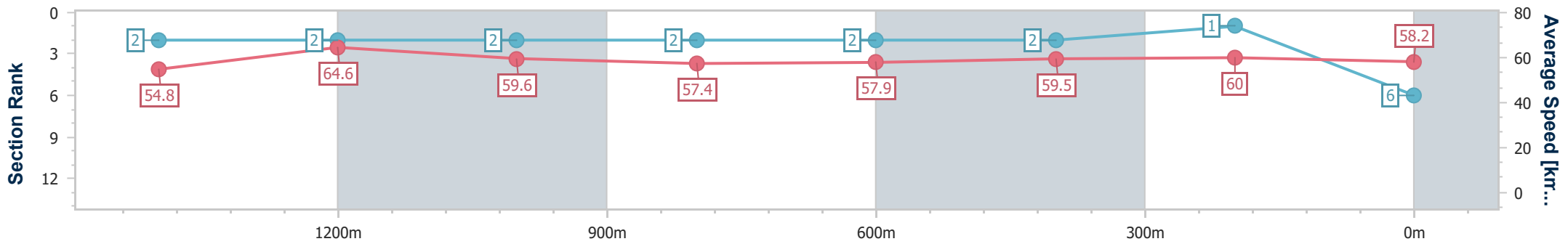
Race 2: TAB Maiden Plate - 1690m

11 October 2023 - 13:54



Track Rating: Good 4, Weather: Fine, Rail Position: +6.0m Entire

Section	Overall	1400m	1200m	1000m	800m	600m	400m	200m
Section Times	1:43.55 [6] (0:19.10)	1:24.45 [2] (0:11.17)	1:13.28 [2] (0:12.02)	1:01.26 [2] (0:12.52)	0:48.74 [2] (0:12.34)	0:36.40 [2] (0:12.07)	0:24.33 [2] (0:11.93)	0:12.40 [1] (0:12.40)
Average Speed [km/h]	54.8	64.6	59.6	57.4	57.9	59.5	60.0	58.2
Top Speed [km/h]	66.2	66.6	61.9	58.1	58.7	60.0	61.1	60.2
Avg. Dist. to Rail [m]	7.8	1.0	0.9	1.1	1.4	1.0	0.7	0.3
Avg. Stride Freq. [Hz]	2.3	2.4	2.3	2.2	2.3	2.3	2.3	2.3
Avg. Stride Length [m]	6.5	7.5	7.3	7.2	7.1	7.2	7.1	7.1



- [ ] Ranking at each section and finish
- .-.- No data available at this section
- NA No data available



Horse/Jockey Name	Bold Splendor
Final Rank	7
Fastest Section Time (Section)	0:11.41 (1400m)
Top Speed [km/h] (Section)	64.4 (Overall)
Race State	Finished



### Ipswich QLD Professional

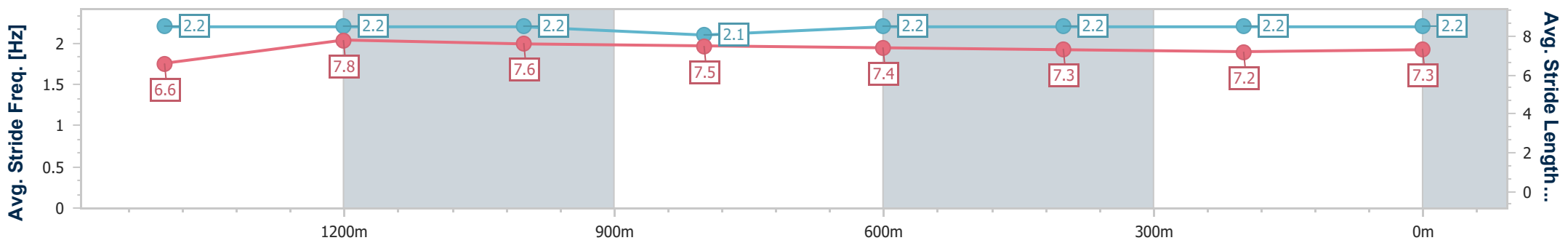
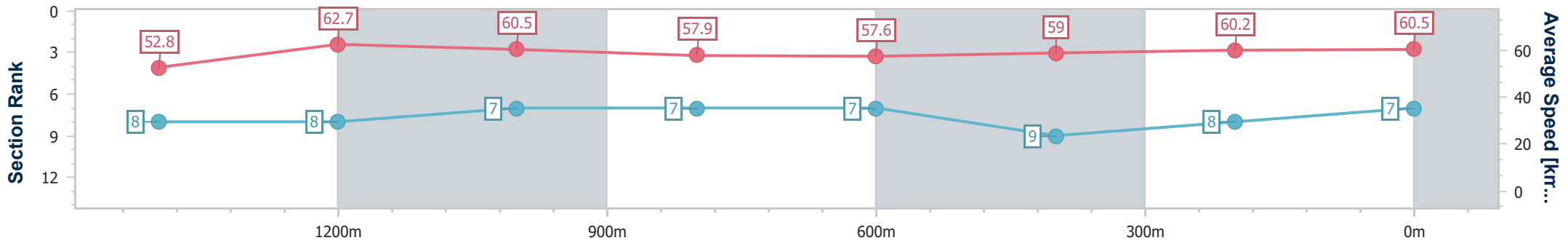
Race 2: TAB Maiden Plate - 1690m

11 October 2023 - 13:54



Track Rating: Good 4, Weather: Fine, Rail Position: +6.0m Entire

Section	Overall	1400m	1200m	1000m	800m	600m	400m	200m
Section Times	1:43.72 [7] (0:19.80)	1:23.92 [8] (0:11.41)	1:12.51 [8] (0:11.76)	1:00.75 [7] (0:12.40)	0:48.35 [7] (0:12.37)	0:35.98 [7] (0:12.14)	0:23.84 [9] (0:11.91)	0:11.93 [8] (0:11.93)
Average Speed [km/h]	52.8	62.7	60.5	57.9	57.6	59.0	60.2	60.5
Top Speed [km/h]	64.4	63.8	61.8	58.9	58.5	61.0	61.3	61.2
Avg. Dist. to Rail [m]	1.2	1.5	2.3	2.2	2.0	1.3	1.4	0.3
Avg. Stride Freq. [Hz]	2.2	2.2	2.2	2.1	2.2	2.2	2.2	2.2
Avg. Stride Length [m]	6.6	7.8	7.6	7.5	7.4	7.3	7.2	7.3



- [ ] Ranking at each section and finish
- .-.- No data available at this section
- NA No data available



Horse/Jockey Name	Extreme State
Final Rank	8
Fastest Section Time (Section)	0:11.42 (1400m)
Top Speed [km/h] (Section)	64.6 (Overall)
Race State	Finished



### Ipswich QLD Professional

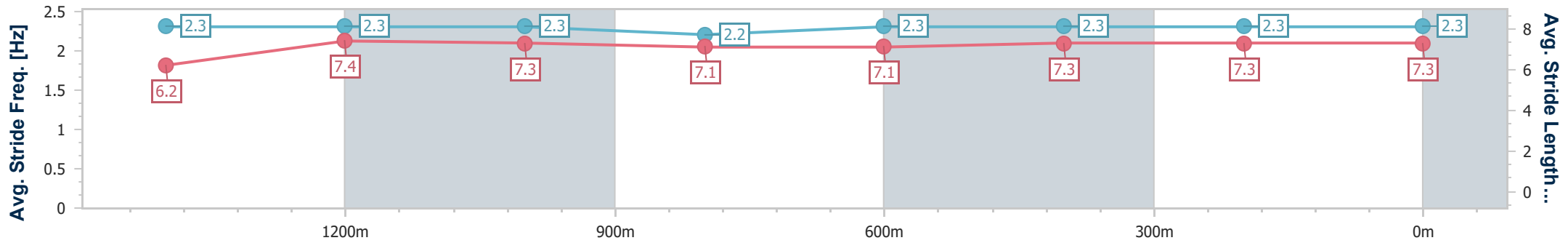
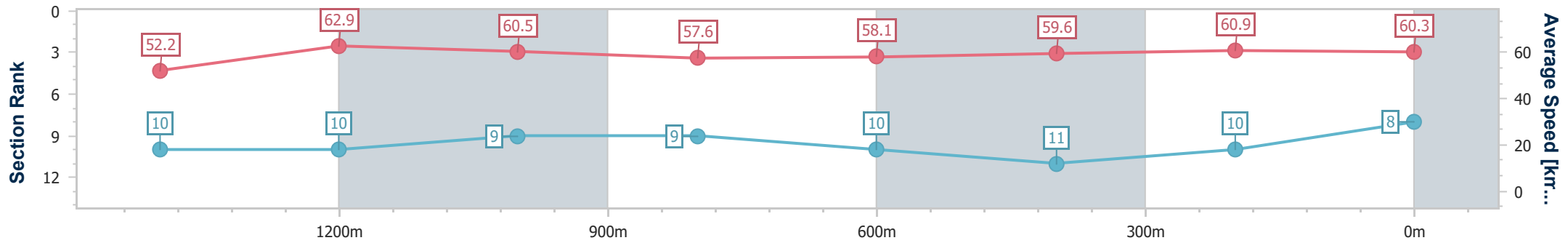
Race 2: TAB Maiden Plate - 1690m

11 October 2023 - 13:54



Track Rating: Good 4, Weather: Fine, Rail Position: +6.0m Entire

Section	Overall	1400m	1200m	1000m	800m	600m	400m	200m
Section Times	1:43.96 [8] (0:19.98)	1:23.98 [10] (0:11.42)	1:12.56 [10] (0:11.83)	1:00.73 [9] (0:12.52)	0:48.21 [9] (0:12.33)	0:35.88 [10] (0:12.07)	0:23.81 [11] (0:11.83)	0:11.98 [10] (0:11.98)
Average Speed [km/h]	52.2	62.9	60.5	57.6	58.1	59.6	60.9	60.3
Top Speed [km/h]	64.6	64.0	61.6	59.0	59.4	60.5	62.1	61.6
Avg. Dist. to Rail [m]	3.0	0.8	0.8	0.9	1.1	0.4	0.4	1.4
Avg. Stride Freq. [Hz]	2.3	2.3	2.3	2.2	2.3	2.3	2.3	2.3
Avg. Stride Length [m]	6.2	7.4	7.3	7.1	7.1	7.3	7.3	7.3



- [ ] Ranking at each section and finish
- .-.- No data available at this section
- NA No data available



Horse/Jockey Name	Royal Court
Final Rank	9
Fastest Section Time (Section)	0:11.38 (1400m)
Top Speed [km/h] (Section)	64.6 (1400m)
Race State	Finished



### Ipswich QLD Professional

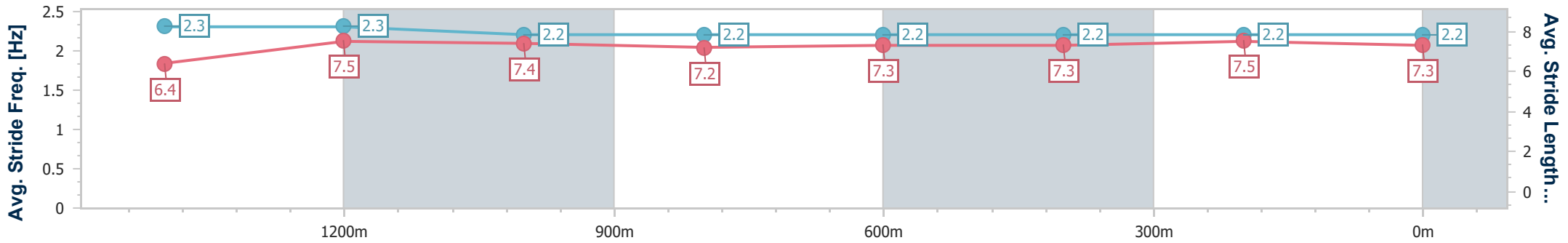
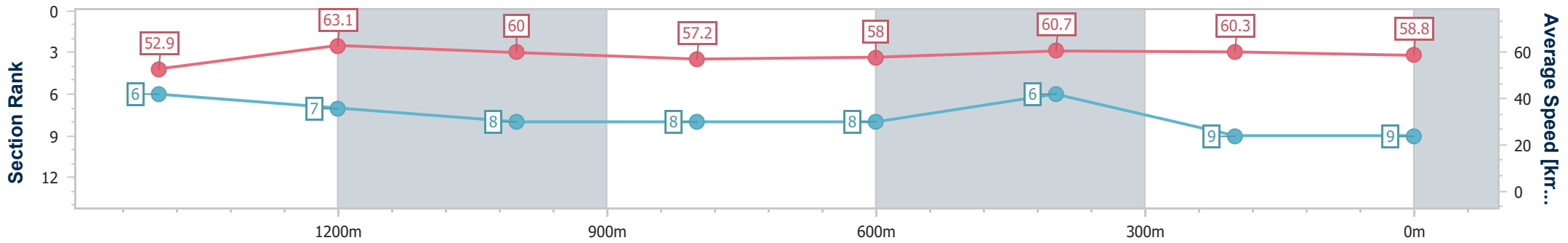
Race 2: TAB Maiden Plate - 1690m

11 October 2023 - 13:54



Track Rating: Good 4, Weather: Fine, Rail Position: +6.0m Entire

Section	Overall	1400m	1200m	1000m	800m	600m	400m	200m
Section Times	1:44.09 [9] (0:19.74)	1:24.35 [6] (0:11.38)	1:12.97 [7] (0:11.93)	1:01.04 [8] (0:12.57)	0:48.47 [8] (0:12.37)	0:36.10 [8] (0:11.87)	0:24.23 [6] (0:11.98)	0:12.25 [9] (0:12.25)
Average Speed [km/h]	52.9	63.1	60.0	57.2	58.0	60.7	60.3	58.8
Top Speed [km/h]	64.6	64.6	61.3	58.8	60.3	61.0	61.0	60.2
Avg. Dist. to Rail [m]	1.5	0.7	1.1	0.6	0.7	0.4	1.3	2.5
Avg. Stride Freq. [Hz]	2.3	2.3	2.2	2.2	2.2	2.2	2.2	2.2
Avg. Stride Length [m]	6.4	7.5	7.4	7.2	7.3	7.3	7.5	7.3



- [ ] Ranking at each section and finish
- .-.- No data available at this section
- NA No data available



Horse/Jockey Name	Licence To Thrill
Final Rank	10
Fastest Section Time (Section)	0:11.49 (1400m)
Top Speed [km/h] (Section)	63.8 (Overall)
Race State	Finished



### Ipswich QLD Professional

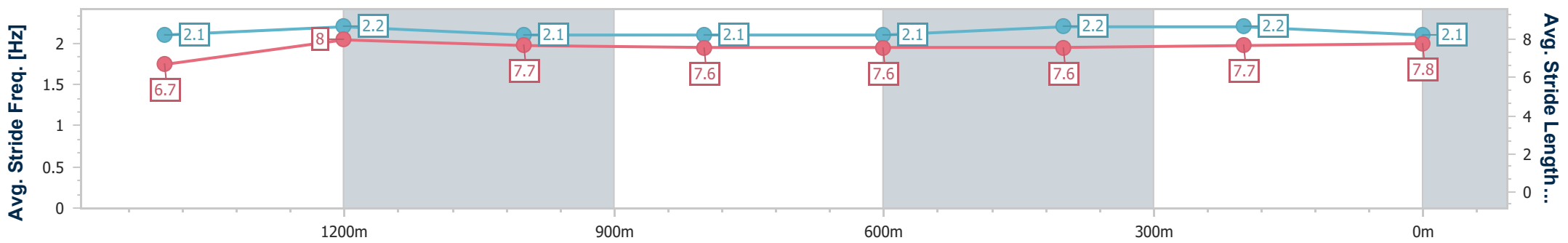
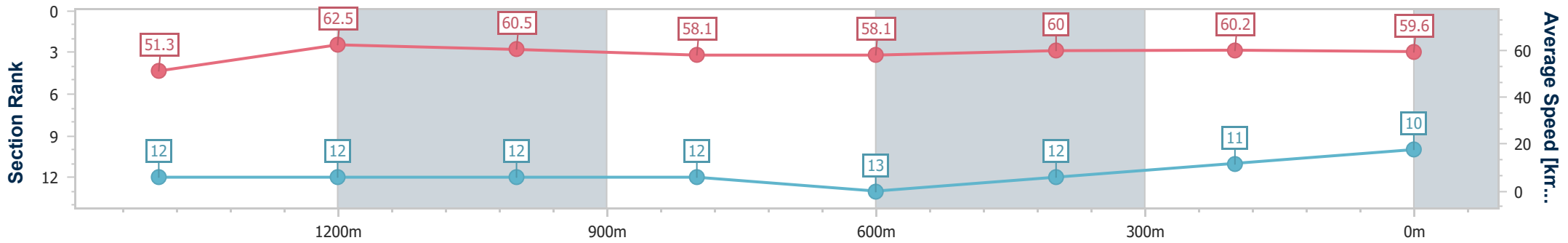
Race 2: TAB Maiden Plate - 1690m

11 October 2023 - 13:54



Track Rating: Good 4, Weather: Fine, Rail Position: +6.0m Entire

Section	Overall	1400m	1200m	1000m	800m	600m	400m	200m
Section Times	1:44.35 [10] (0:20.37)	1:23.98 [12] (0:11.49)	1:12.49 [12] (0:11.84)	1:00.65 [12] (0:12.37)	0:48.28 [12] (0:12.33)	0:35.95 [13] (0:11.94)	0:24.01 [12] (0:11.91)	0:12.10 [11] (0:12.10)
Average Speed [km/h]	51.3	62.5	60.5	58.1	58.1	60.0	60.2	59.6
Top Speed [km/h]	63.8	63.5	62.3	59.1	58.6	61.1	60.8	60.4
Avg. Dist. to Rail [m]	7.5	0.7	1.1	0.8	1.1	0.9	1.0	0.8
Avg. Stride Freq. [Hz]	2.1	2.2	2.1	2.1	2.1	2.2	2.2	2.1
Avg. Stride Length [m]	6.7	8.0	7.7	7.6	7.6	7.6	7.7	7.8



- [ ] Ranking at each section and finish
- .-.- No data available at this section
- NA No data available



Horse/Jockey Name	Magnatic
Final Rank	11
Fastest Section Time (Section)	0:11.12 (1400m)
Top Speed [km/h] (Section)	66.2 (1400m)
Race State	Finished



### Ipswich QLD Professional

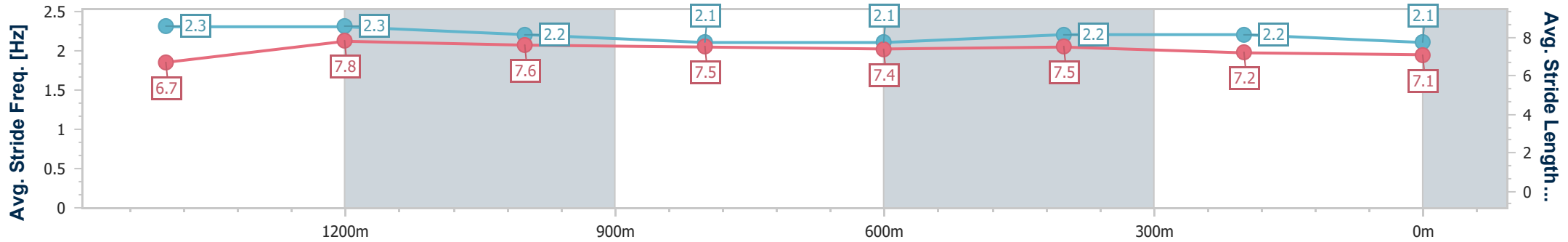
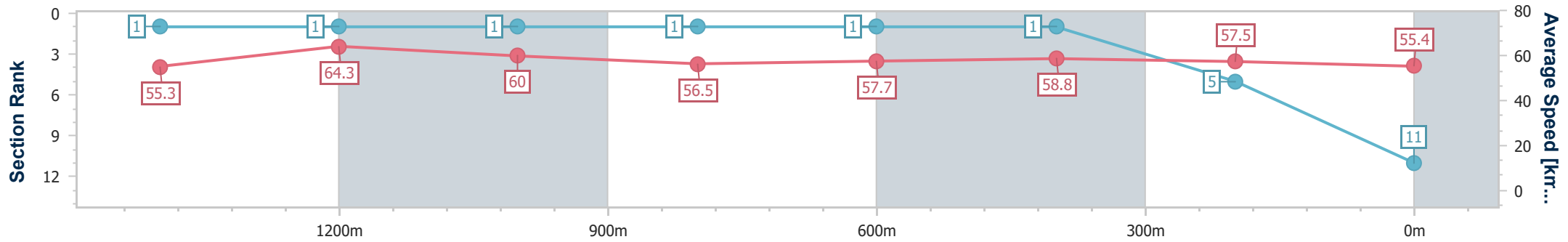
Race 2: TAB Maiden Plate - 1690m

11 October 2023 - 13:54



Track Rating: Good 4, Weather: Fine, Rail Position: +6.0m Entire

Section	Overall	1400m	1200m	1000m	800m	600m	400m	200m
Section Times	1:44.65 [11] (0:18.94)	1:25.71 [1] (0:11.12)	1:14.59 [1] (0:11.91)	1:02.68 [1] (0:12.70)	0:49.98 [1] (0:12.40)	0:37.58 [1] (0:12.14)	0:25.44 [1] (0:12.41)	0:13.03 [5] (0:13.03)
Average Speed [km/h]	55.3	64.3	60.0	56.5	57.7	58.8	57.5	55.4
Top Speed [km/h]	64.8	66.2	61.9	57.8	58.4	59.5	58.5	56.8
Avg. Dist. to Rail [m]	6.8	1.4	1.6	1.5	1.7	1.8	2.2	1.8
Avg. Stride Freq. [Hz]	2.3	2.3	2.2	2.1	2.1	2.2	2.2	2.1
Avg. Stride Length [m]	6.7	7.8	7.6	7.5	7.4	7.5	7.2	7.1



- [ ] Ranking at each section and finish
- .-.- No data available at this section
- NA No data available



Horse/Jockey Name	Gold Samurai
Final Rank	12
Fastest Section Time (Section)	0:11.41 (1400m)
Top Speed [km/h] (Section)	63.7 (1400m)
Race State	Finished



### Ipswich QLD Professional

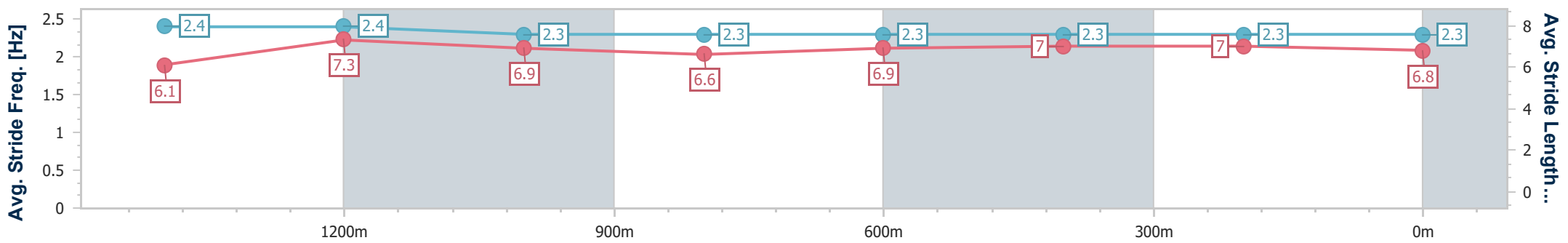
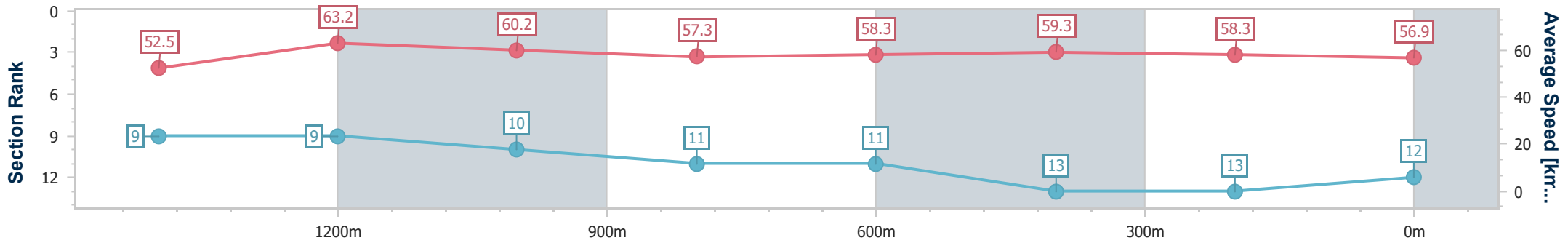
Race 2: TAB Maiden Plate - 1690m

11 October 2023 - 13:54



Track Rating: Good 4, Weather: Fine, Rail Position: +6.0m Entire

Section	Overall	1400m	1200m	1000m	800m	600m	400m	200m
Section Times	1:45.37 [12] (0:19.90)	1:25.47 [9] (0:11.41)	1:14.06 [9] (0:11.96)	1:02.10 [10] (0:12.56)	0:49.54 [11] (0:12.35)	0:37.19 [11] (0:12.17)	0:25.02 [13] (0:12.32)	0:12.70 [13] (0:12.70)
Average Speed [km/h]	52.5	63.2	60.2	57.3	58.3	59.3	58.3	56.9
Top Speed [km/h]	63.5	63.7	61.6	58.2	59.3	59.8	59.1	59.1
Avg. Dist. to Rail [m]	3.0	0.5	0.2	0.3	0.3	0.5	0.6	1.9
Avg. Stride Freq. [Hz]	2.4	2.4	2.3	2.3	2.3	2.3	2.3	2.3
Avg. Stride Length [m]	6.1	7.3	6.9	6.6	6.9	7.0	7.0	6.8



- [ ] Ranking at each section and finish
- .-.- No data available at this section
- NA No data available





Horse/Jockey Name	Lucifer The Cat
Final Rank	13
Fastest Section Time (Section)	0:11.39 (1400m)
Top Speed [km/h] (Section)	65.4 (Overall)
Race State	Finished



### Ipswich QLD Professional

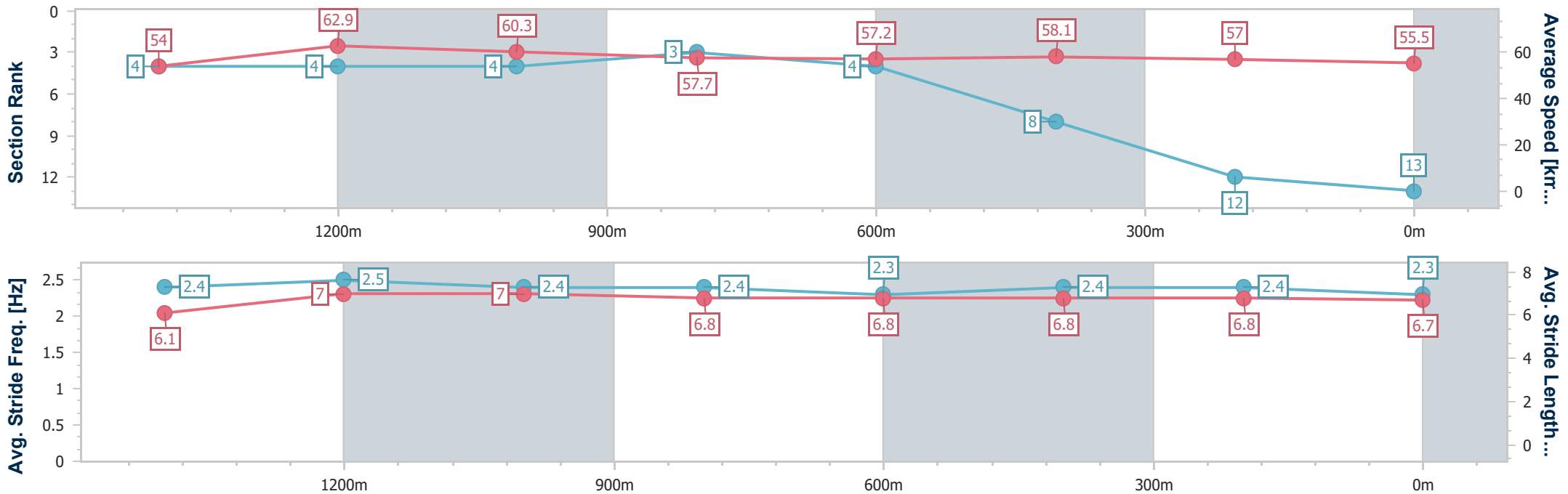
Race 2: TAB Maiden Plate - 1690m

11 October 2023 - 13:54



Track Rating: Good 4, Weather: Fine, Rail Position: +6.0m Entire

Section	Overall	1400m	1200m	1000m	800m	600m	400m	200m
Section Times	1:45.37 [13] (0:19.34)	1:26.03 [4] (0:11.39)	1:14.64 [4] (0:11.90)	1:02.74 [4] (0:12.44)	0:50.30 [3] (0:12.51)	0:37.79 [4] (0:12.29)	0:25.50 [8] (0:12.52)	0:12.98 [12] (0:12.98)
Average Speed [km/h]	54.0	62.9	60.3	57.7	57.2	58.1	57.0	55.5
Top Speed [km/h]	65.4	65.2	61.7	59.7	57.8	58.6	58.0	56.5
Avg. Dist. to Rail [m]	3.9	1.1	1.1	1.1	1.5	2.1	2.0	1.1
Avg. Stride Freq. [Hz]	2.4	2.5	2.4	2.4	2.3	2.4	2.4	2.3
Avg. Stride Length [m]	6.1	7.0	7.0	6.8	6.8	6.8	6.8	6.7



- [ ] Ranking at each section and finish
- .-.- No data available at this section
- NA No data available