

Track Rating: Good 3, Weather: Fine, Rail Position: +6.0m Entire

Section		Overall	2000m	1800m	1600m	1400m	1200m	1000m	Last 600m				
Field Times		2:15.19 (0:13.37)	2:01.82 (0:11.39)	1:50.43 (0:11.81)	1:38.62 (0:12.57)	1:26.05 (0:13.02)	1:13.03 (0:12.87)	1:00.16 (0:12.71)	0:35.35				
Rank	TAB Horse/Jockey	Barrier	Top Speed [km/h]	Fastest Section									Distance Travelled [m]
1	11 SKYLON Jake Bayliss	5	64.0	0:11.40	2:15.19 [1] (0:13.49)	2:01.70 [2] (0:11.40)	1:50.30 [2] (0:11.74)	1:38.56 [2] (0:12.86)	1:25.70 [3] (0:12.94)	1:12.76 [3] (0:12.88)	0:59.88 [3] (0:12.70)	0:35.09	
2	8 KUREDOR Damien Thornton	4	66.3	0:11.47	2:15.23 [2] (0:13.60)	2:01.63 [5] (0:11.47)	1:50.16 [6] (0:12.08)	1:38.08 [6] (0:12.83)	1:25.25 [7] (0:12.91)	1:12.34 [7] (0:12.76)	0:59.58 [7] (0:12.59)	0:34.94	+12
3	10 TUKI TWELVE Casey Waddell	8	64.9	0:11.42	2:15.59 [3] (0:13.95)	2:01.64 [11] (0:11.42)	1:50.22 [10] (0:12.14)	1:38.08 [9] (0:12.85)	1:25.23 [8] (0:12.86)	1:12.37 [9] (0:12.75)	0:59.62 [9] (0:12.50)	0:35.16	+12
4	5 LATELY Taylor Marshall	1	64.7	0:11.40	2:15.74 [4] (0:13.63)	2:02.11 [8] (0:11.40)	1:50.71 [4] (0:11.89)	1:38.82 [5] (0:12.95)	1:25.87 [6] (0:12.81)	1:13.06 [6] (0:12.90)	1:00.16 [6] (0:12.73)	0:35.41	+1
5	2 LEATHER JACKET LEW Boris Thornton	7	63.5	0:11.39	2:16.05 [5] (0:13.37)	2:02.68 [1] (0:11.39)	1:51.29 [1] (0:11.81)	1:39.48 [1] (0:12.57)	1:26.91 [1] (0:13.02)	1:13.89 [1] (0:12.87)	1:01.02 [1] (0:12.71)	0:36.21	+5
6	3 A DEEL OF HUMOUR Michael Cahill	6	64.5	0:11.41	2:16.08 [6] (0:13.62)	2:02.46 [7] (0:11.41)	1:51.05 [5] (0:11.84)	1:39.21 [4] (0:12.82)	1:26.39 [4] (0:12.85)	1:13.54 [4] (0:12.81)	1:00.73 [4] (0:12.73)	0:35.83	+5
7	6 GRAND SHANGHAI Sean Cormack	3	62.5	0:11.71	2:16.25 [7] (0:13.94)	2:02.31 [10] (0:11.71)	1:50.60 [11] (0:12.27)	1:38.33 [11] (0:12.76)	1:25.57 [11] (0:12.77)	1:12.80 [10] (0:12.70)	1:00.10 [10] (0:12.66)	0:35.45	+7
8	4 NO MORE RED Ben Thompson	9	63.4	0:11.46	2:16.35 [8] (0:13.56)	2:02.79 [4] (0:11.46)	1:51.33 [3] (0:11.79)	1:39.54 [3] (0:12.52)	1:27.02 [2] (0:12.97)	1:14.05 [2] (0:12.81)	1:01.24 [2] (0:12.74)	0:36.41	+8
9	9 UNZAGA Martin Harley	11	63.1	0:11.60	2:16.38 [9] (0:13.55)	2:02.83 [3] (0:11.60)	1:51.23 [7] (0:12.13)	1:39.10 [7] (0:12.57)	1:26.53 [5] (0:12.69)	1:13.84 [4] (0:12.82)	1:01.02 [5] (0:12.63)	0:36.29	+17
10	1 RAGING POLE Cejay Graham	2	62.9	0:11.67	2:16.40 [10] (0:13.62)	2:02.78 [6] (0:11.67)	1:51.11 [8] (0:12.04)	1:39.07 [8] (0:13.06)	1:26.01 [9] (0:12.65)	1:13.36 [8] (0:12.86)	1:00.50 [8] (0:12.71)	0:35.81	+1



Ipswich QLD Professional
Race 5: THISISACONVERSATIONSTARTER BENCHMARK 68 Handicap - 2180m
 11 October 2023 - 15:38



Track Rating: Good 3, Weather: Fine, Rail Position: +6.0m Entire

Section	Overall	2000m	1800m	1600m	1400m	1200m	1000m	Last 600m
Field Times	2:15.19 (0:13.37)	2:01.82 (0:11.39)	1:50.43 (0:11.81)	1:38.62 (0:12.57)	1:26.05 (0:13.02)	1:13.03 (0:12.87)	1:00.16 (0:12.71)	0:35.35

Rank	TAB	Horse/Jockey	Barrier	Top Speed [km/h]	Fastest Section	Overall	2000m	1800m	1600m	1400m	1200m	1000m	Last 600m	Distance Travelled [m]
11	7	COPPLESON James Orman	10	65.4 2000m	0:11.43 2000m	2:16.59 [11] (0:13.93)	2:02.66 [9] (0:11.43)	1:51.23 [9] (0:12.50)	1:38.73 [10] (0:12.79)	1:25.94 [10] (0:12.84)	1:13.10 [11] (0:12.81)	1:00.29 [11] (0:12.49)	0:36.05	+18

[] Ranking at each section and finish
 -:-:- No data available at this section
 NA No data available

SCN Saddle cloth number
 DNF Did not finish
 DNT Did not track

Ipswich QLD Professional

Race 5: THISISACONVERSATIONSTARTER BENCHMARK 68 Handicap - 2180m

11 October 2023 - 15:38

Track Rating: Good 3, Weather: Fine, Rail Position: +6.0m Entire

Section										Last 600m		
Field Times				800m	600m	400m	200m			0:35.35		
				0:47.45 (0:12.10)	0:35.35 (0:11.77)	0:23.58 (0:11.77)	0:11.81 (0:11.81)					
Rank	TAB	Horse/Jockey	Barrier	Top Speed [km/h]	Fastest Section					Margin	Distance Travelled [m]	
1	11	SKYLON Jake Bayliss	5	64.0 2000m	0:11.40 2000m	0:47.18 [4] (0:12.09)	0:35.09 [4] (0:11.69)	0:23.40 [4] (0:11.59)	0:11.81 [1] (0:11.81)	2:15.19	0:35.09	
2	8	KUREDOR Damien Thornton	4	66.3 Overall	0:11.47 2000m	0:46.99 [6] (0:12.05)	0:34.94 [6] (0:11.59)	0:23.35 [5] (0:11.69)	0:11.66 [2] (0:11.66)	0.2L	0:34.94	+12
3	10	TUKI TWELVE Casey Waddell	8	64.9 2000m	0:11.42 2000m	0:47.12 [8] (0:11.96)	0:35.16 [8] (0:11.71)	0:23.45 [8] (0:11.69)	0:11.76 [5] (0:11.76)	2.2L	0:35.16	+12
4	5	LATELY Taylor Marshall	1	64.7 2000m	0:11.40 2000m	0:47.43 [7] (0:12.02)	0:35.41 [7] (0:11.73)	0:23.68 [7] (0:11.77)	0:11.91 [6] (0:11.91)	3L	0:35.41	+1
5	2	LEATHER JACKET LEW Boris Thornton	7	63.5 2000m	0:11.39 2000m	0:48.31 [1] (0:12.10)	0:36.21 [1] (0:11.77)	0:24.44 [1] (0:12.00)	0:12.44 [3] (0:12.44)	4.8L	0:36.21	+5
6	3	A DEEL OF HUMOUR Michael Cahill	6	64.5 2000m	0:11.41 2000m	0:48.00 [5] (0:12.17)	0:35.83 [5] (0:11.76)	0:24.07 [6] (0:11.98)	0:12.09 [8] (0:12.09)	5L	0:35.83	+5
7	6	GRAND SHANGHAI Sean Cormack	3	62.5 2000m	0:11.71 2000m	0:47.44 [11] (0:11.99)	0:35.45 [11] (0:11.75)	0:23.70 [11] (0:11.97)	0:11.73 [11] (0:11.73)	5.8L	0:35.45	+7
8	4	NO MORE RED Ben Thompson	9	63.4 2000m	0:11.46 2000m	0:48.50 [2] (0:12.09)	0:36.41 [2] (0:11.81)	0:24.60 [3] (0:12.07)	0:12.53 [4] (0:12.53)	6.3L	0:36.41	+8
9	9	UNZAGA Martin Harley	11	63.1 600m	0:11.60 2000m	0:48.39 [3] (0:12.10)	0:36.29 [3] (0:11.61)	0:24.68 [2] (0:12.13)	0:12.55 [6] (0:12.55)	6.5L	0:36.29	+17
10	1	RAGING POLE Cejay Graham	2	62.9 2000m	0:11.67 2000m	0:47.79 [9] (0:11.98)	0:35.81 [10] (0:11.69)	0:24.12 [10] (0:11.86)	0:12.26 [9] (0:12.26)	6.6L	0:35.81	+1



Ipswich QLD Professional
Race 5: THISISACONVERSATIONSTARTER BENCHMARK 68 Handicap - 2180m
 11 October 2023 - 15:38



Track Rating: Good 3, Weather: Fine, Rail Position: +6.0m Entire

Section		800m	600m	400m	200m	Last 600m					
Field Times		0:47.45 (0:12.10)	0:35.35 (0:11.77)	0:23.58 (0:11.77)	0:11.81 (0:11.81)	0:35.35					
Rank	TAB Horse/Jockey	Barrier	Top Speed [km/h]	Fastest Section	Margin			Distance Travelled [m]			
11	7 COPPLESON James Orman	10	65.4 2000m	0:11.43 2000m	0:47.80 [10] (0:11.75)	0:36.05 [9] (0:11.69)	0:24.36 [9] (0:12.12)	0:12.24 [10] (0:12.24)	7.6L	0:36.05	+18

[] Ranking at each section and finish
 -:-:-:- No data available at this section
 NA No data available

SCN Saddle cloth number
 DNF Did not finish
 DNT Did not track



Horse/Jockey Name	Sylon
Final Rank	1
Fastest Section Time (Section)	0:11.40 (2000m)
Top Speed [km/h] (Section)	64.0 (2000m)
Race State	Finished



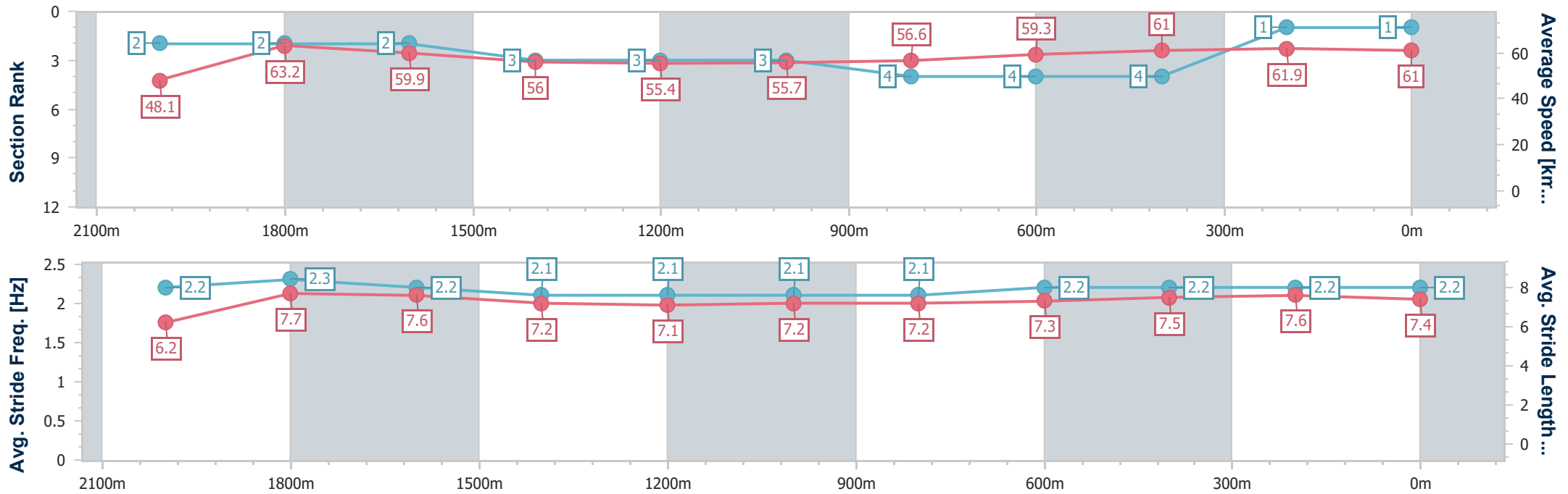
Ipswich QLD Professional
 Race 5: THISISACONVERSATIONSTARTER BENCHMARK 68
 Handicap - 2180m



11 October 2023 - 15:38

Track Rating: Good 3, Weather: Fine, Rail Position: +6.0m Entire

Section	Overall	2000m	1800m	1600m	1400m	1200m	1000m	800m	600m	400m	200m
Section Times	2:15.19 [1] (0:13.49)	2:01.70 [2] (0:11.40)	1:50.30 [2] (0:11.74)	1:38.56 [2] (0:12.86)	1:25.70 [3] (0:12.94)	1:12.76 [3] (0:12.88)	0:59.88 [3] (0:12.70)	0:47.18 [4] (0:12.09)	0:35.09 [4] (0:11.69)	0:23.40 [4] (0:11.59)	0:11.81 [1] (0:11.81)
Average Speed [km/h]	48.1	63.2	59.9	56.0	55.4	55.7	56.6	59.3	61.0	61.9	61.0
Top Speed [km/h]	62.4	64.0	62.4	57.3	55.8	56.5	57.7	60.3	61.5	62.9	62.2
Avg. Dist. to Rail [m]	2.8	1.8	2.7	1.1	0.9	0.7	0.7	1.3	1.6	1.0	3.1
Avg. Stride Freq. [Hz]	2.2	2.3	2.2	2.1	2.1	2.1	2.1	2.2	2.2	2.2	2.2
Avg. Stride Length [m]	6.2	7.7	7.6	7.2	7.1	7.2	7.2	7.3	7.5	7.6	7.4



- [] Ranking at each section and finish
- .-.- No data available at this section
- NA No data available



Horse/Jockey Name	Kureder
Final Rank	2
Fastest Section Time (Section)	0:11.47 (2000m)
Top Speed [km/h] (Section)	66.3 (Overall)
Race State	Finished



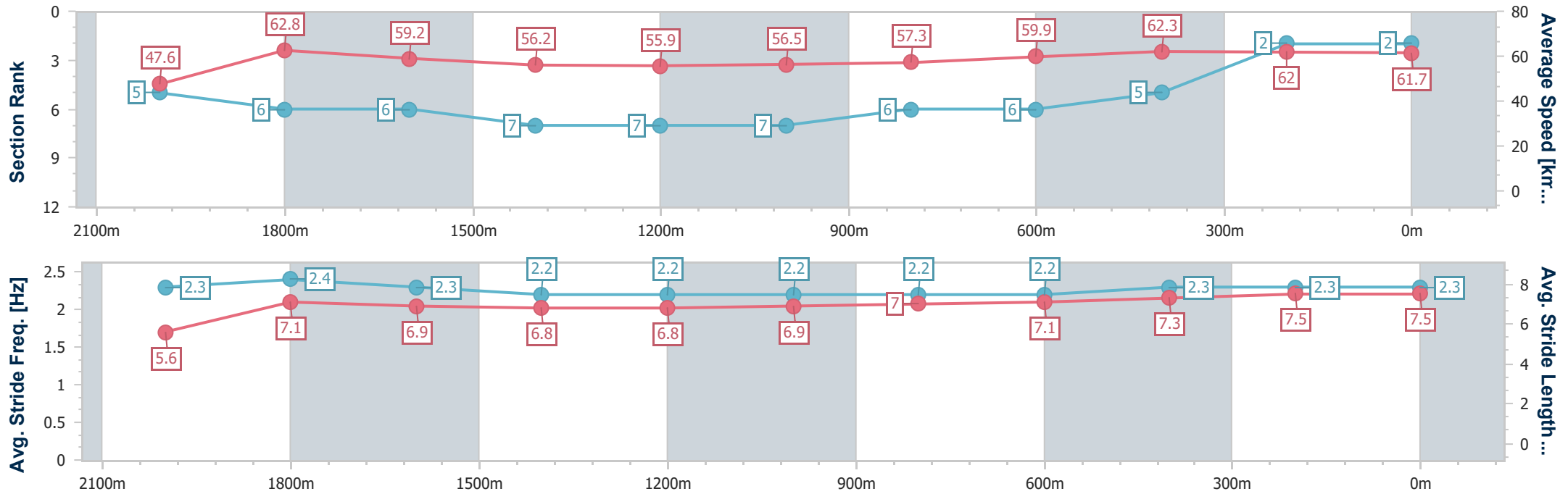
Ipswich QLD Professional
Race 5: THISISACONVERSATIONSTARTER BENCHMARK 68
Handicap - 2180m



11 October 2023 - 15:38

Track Rating: Good 3, Weather: Fine, Rail Position: +6.0m Entire

Section	Overall	2000m	1800m	1600m	1400m	1200m	1000m	800m	600m	400m	200m
Section Times	2:15.23 [2] (0:13.60)	2:01.63 [5] (0:11.47)	1:50.16 [6] (0:12.08)	1:38.08 [6] (0:12.83)	1:25.25 [7] (0:12.91)	1:12.34 [7] (0:12.76)	0:59.58 [7] (0:12.59)	0:46.99 [6] (0:12.05)	0:34.94 [6] (0:11.59)	0:23.35 [5] (0:11.69)	0:11.66 [2] (0:11.66)
Average Speed [km/h]	47.6	62.8	59.2	56.2	55.9	56.5	57.3	59.9	62.3	62.0	61.7
Top Speed [km/h]	66.3	64.1	61.2	58.4	56.6	57.2	58.2	61.2	63.3	63.1	62.7
Avg. Dist. to Rail [m]	1.9	0.8	0.7	0.4	0.1	0.3	0.6	0.3	0.8	2.5	4.8
Avg. Stride Freq. [Hz]	2.3	2.4	2.3	2.2	2.2	2.2	2.2	2.2	2.3	2.3	2.3
Avg. Stride Length [m]	5.6	7.1	6.9	6.8	6.8	6.9	7.0	7.1	7.3	7.5	7.5



- [] Ranking at each section and finish
- .-.- No data available at this section
- NA No data available



Horse/Jockey Name	Tuki Twelve
Final Rank	3
Fastest Section Time (Section)	0:11.42 (2000m)
Top Speed [km/h] (Section)	64.9 (2000m)
Race State	Finished



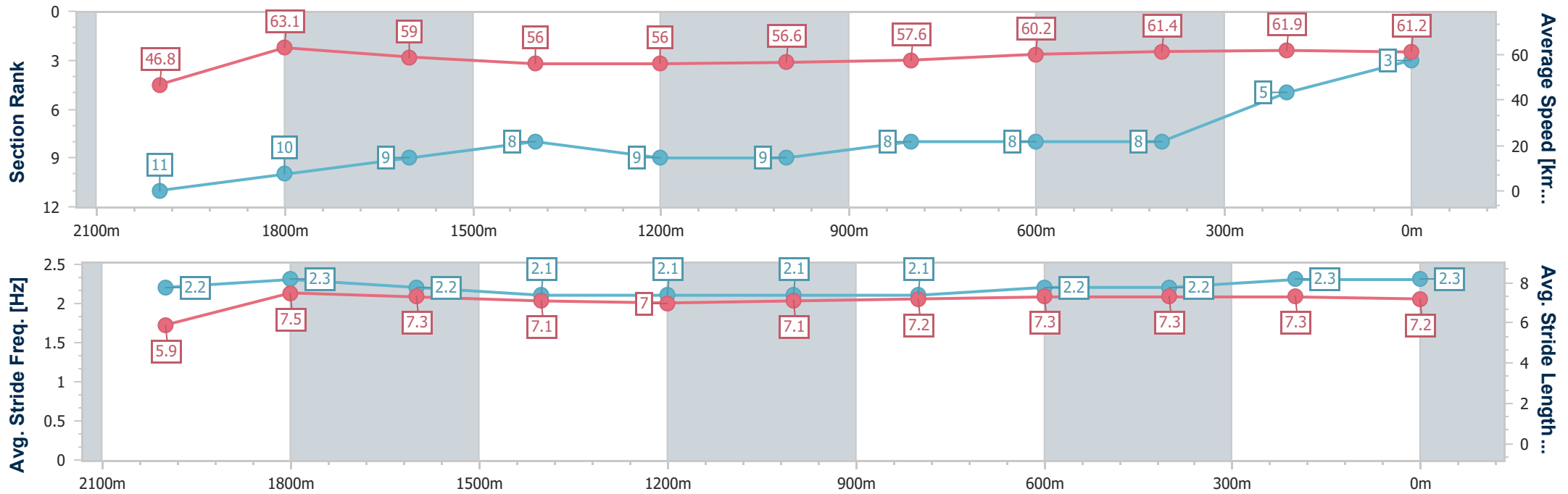
Ipswich QLD Professional
 Race 5: THISISACONVERSATIONSTARTER BENCHMARK 68
 Handicap - 2180m



11 October 2023 - 15:38

Track Rating: Good 3, Weather: Fine, Rail Position: +6.0m Entire

Section	Overall	2000m	1800m	1600m	1400m	1200m	1000m	800m	600m	400m	200m
Section Times	2:15.59 [3] (0:13.95)	2:01.64 [11] (0:11.42)	1:50.22 [10] (0:12.14)	1:38.08 [9] (0:12.85)	1:25.23 [8] (0:12.86)	1:12.37 [9] (0:12.75)	0:59.62 [9] (0:12.50)	0:47.12 [8] (0:11.96)	0:35.16 [8] (0:11.71)	0:23.45 [8] (0:11.69)	0:11.76 [5]
Average Speed [km/h]	46.8	63.1	59.0	56.0	56.0	56.6	57.6	60.2	61.4	61.9	61.2
Top Speed [km/h]	62.8	64.9	63.2	59.9	57.0	57.2	58.7	61.1	61.8	62.9	62.7
Avg. Dist. to Rail [m]	4.3	0.4	0.6	0.5	0.2	0.4	0.4	0.3	0.2	2.6	5.1
Avg. Stride Freq. [Hz]	2.2	2.3	2.2	2.1	2.1	2.1	2.1	2.2	2.2	2.3	2.3
Avg. Stride Length [m]	5.9	7.5	7.3	7.1	7.0	7.1	7.2	7.3	7.3	7.3	7.2



- [] Ranking at each section and finish
- .-.- No data available at this section
- NA No data available



Horse/Jockey Name	Lately
Final Rank	4
Fastest Section Time (Section)	0:11.40 (2000m)
Top Speed [km/h] (Section)	64.7 (2000m)
Race State	Finished



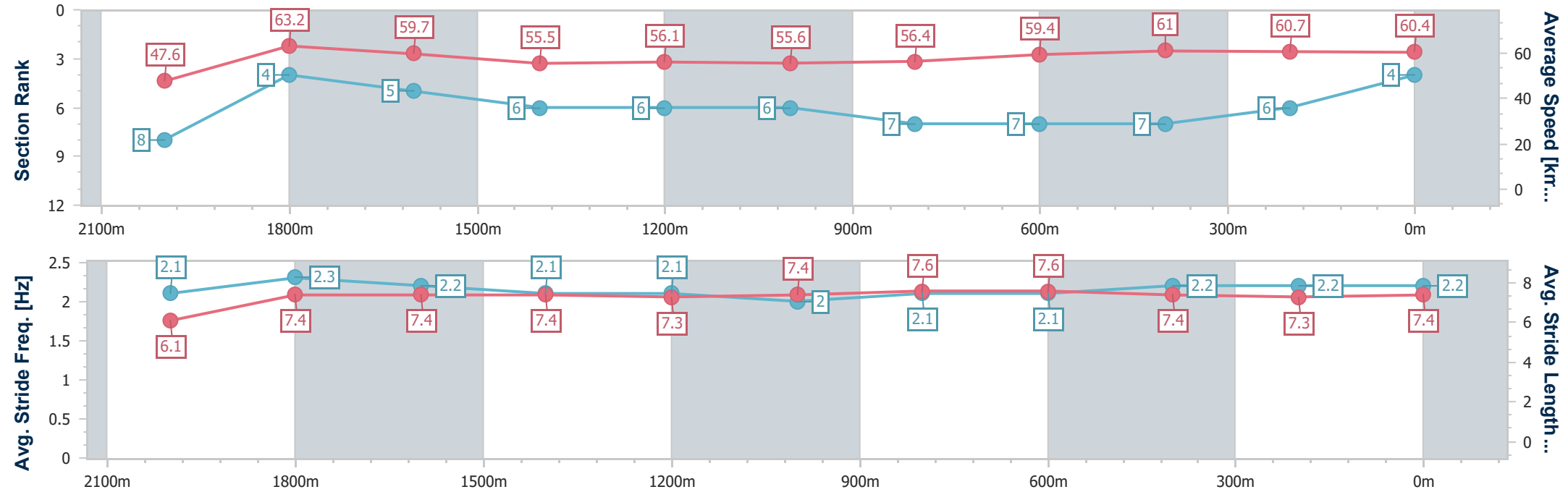
Ipswich QLD Professional
 Race 5: THISISACONVERSATIONSTARTER BENCHMARK 68
 Handicap - 2180m



11 October 2023 - 15:38

Track Rating: Good 3, Weather: Fine, Rail Position: +6.0m Entire

Section	Overall	2000m	1800m	1600m	1400m	1200m	1000m	800m	600m	400m	200m
Section Times	2:15.74 [4] (0:13.63)	2:02.11 [8] (0:11.40)	1:50.71 [4] (0:11.89)	1:38.82 [5] (0:12.95)	1:25.87 [6] (0:12.81)	1:13.06 [6] (0:12.90)	1:00.16 [6] (0:12.73)	0:47.43 [7] (0:12.02)	0:35.41 [7] (0:11.73)	0:23.68 [7] (0:11.77)	0:11.91 [6] (0:11.91)
Average Speed [km/h]	47.6	63.2	59.7	55.5	56.1	55.6	56.4	59.4	61.0	60.7	60.4
Top Speed [km/h]	62.7	64.7	62.2	57.6	56.8	56.6	57.8	60.3	61.4	61.5	61.3
Avg. Dist. to Rail [m]	1.9	2.0	1.7	1.1	1.0	0.8	0.9	1.5	1.7	1.3	0.5
Avg. Stride Freq. [Hz]	2.1	2.3	2.2	2.1	2.1	2.0	2.1	2.1	2.2	2.2	2.2
Avg. Stride Length [m]	6.1	7.4	7.4	7.4	7.3	7.4	7.6	7.6	7.4	7.3	7.4



- [] Ranking at each section and finish
- .-.- No data available at this section
- NA No data available



Horse/Jockey Name	Leather Jacket Lew
Final Rank	5
Fastest Section Time (Section)	0:11.39 (2000m)
Top Speed [km/h] (Section)	63.5 (2000m)
Race State	Finished



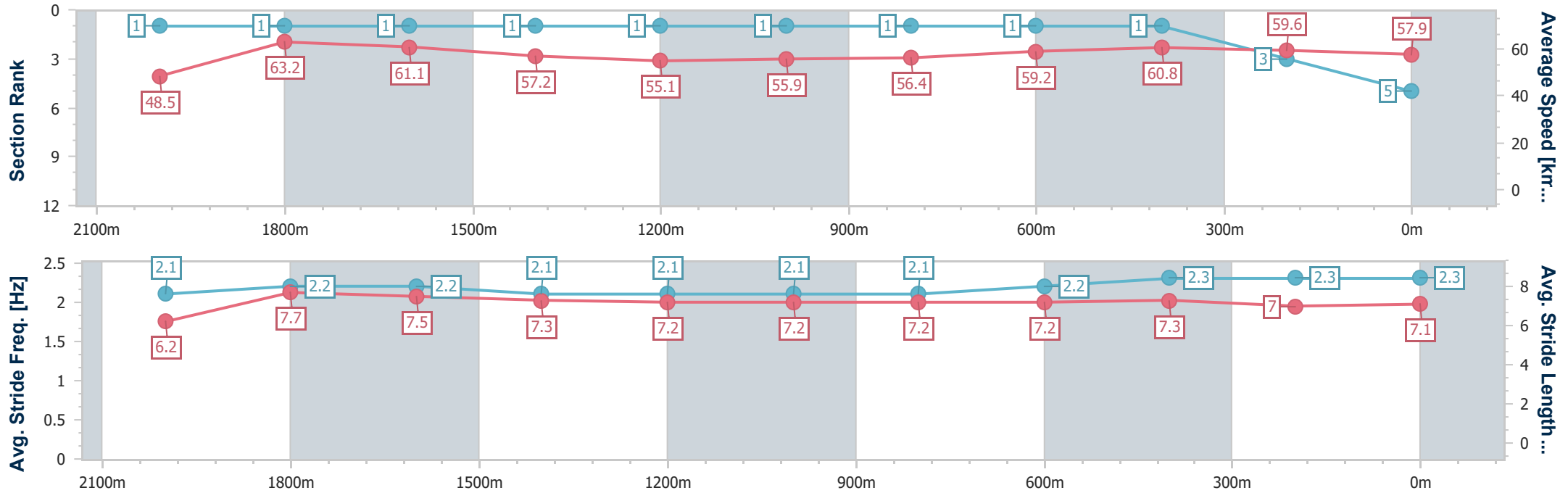
Ipswich QLD Professional
 Race 5: THISISACONVERSATIONSTARTER BENCHMARK 68
 Handicap - 2180m



11 October 2023 - 15:38

Track Rating: Good 3, Weather: Fine, Rail Position: +6.0m Entire

Section	Overall	2000m	1800m	1600m	1400m	1200m	1000m	800m	600m	400m	200m
Section Times	2:16.05 [5] (0:13.37)	2:02.68 [1] (0:11.39)	1:51.29 [1] (0:11.81)	1:39.48 [1] (0:12.57)	1:26.91 [1] (0:13.02)	1:13.89 [1] (0:12.87)	1:01.02 [1] (0:12.71)	0:48.31 [1] (0:12.10)	0:36.21 [1] (0:11.77)	0:24.44 [1] (0:12.00)	0:12.44 [3] (0:12.44)
Average Speed [km/h]	48.5	63.2	61.1	57.2	55.1	55.9	56.4	59.2	60.8	59.6	57.9
Top Speed [km/h]	62.9	63.5	63.0	58.8	55.5	56.4	58.0	60.3	61.6	60.2	59.2
Avg. Dist. to Rail [m]	6.2	3.1	0.3	0.8	0.8	0.8	0.9	1.5	1.6	1.3	1.5
Avg. Stride Freq. [Hz]	2.1	2.2	2.2	2.1	2.1	2.1	2.1	2.2	2.3	2.3	2.3
Avg. Stride Length [m]	6.2	7.7	7.5	7.3	7.2	7.2	7.2	7.2	7.3	7.0	7.1



- [] Ranking at each section and finish
- .-.- No data available at this section
- NA No data available



Horse/Jockey Name	A Deel Of Humour
Final Rank	6
Fastest Section Time (Section)	0:11.41 (2000m)
Top Speed [km/h] (Section)	64.5 (2000m)
Race State	Finished



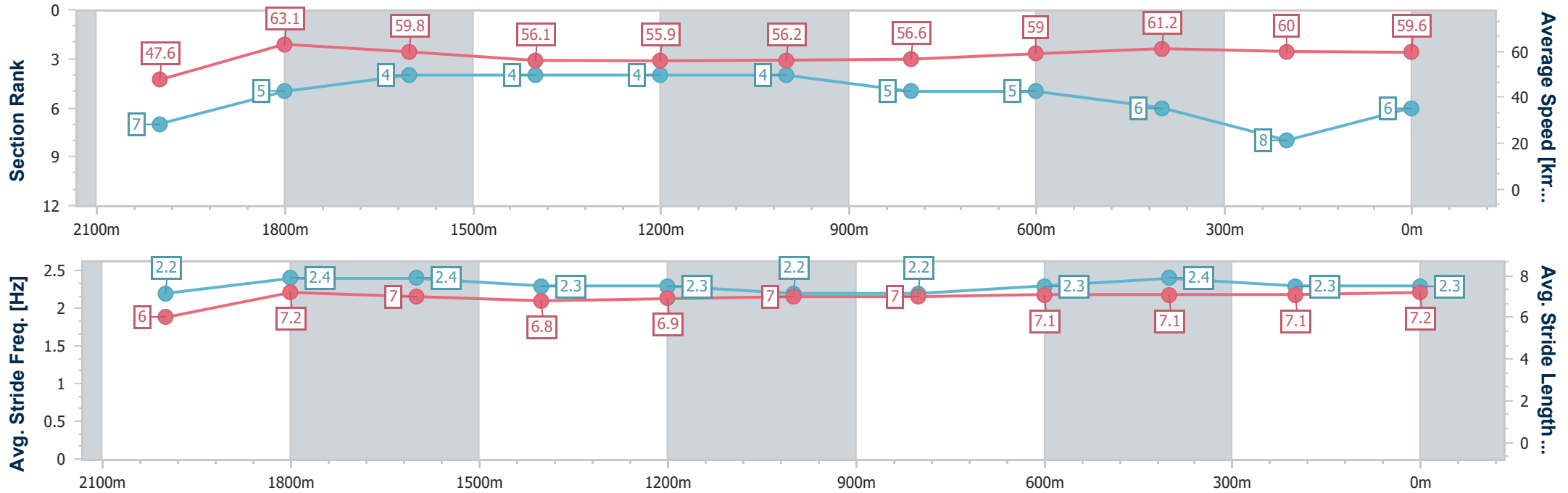
Ipswich QLD Professional
 Race 5: THISISACONVERSATIONSTARTER BENCHMARK 68
 Handicap - 2180m



11 October 2023 - 15:38

Track Rating: Good 3, Weather: Fine, Rail Position: +6.0m Entire

Section	Overall	2000m	1800m	1600m	1400m	1200m	1000m	800m	600m	400m	200m
Section Times	2:16.08 [6] (0:13.62)	2:02.46 [7] (0:11.41)	1:51.05 [5] (0:11.84)	1:39.21 [4] (0:12.82)	1:26.39 [4] (0:12.85)	1:13.54 [4] (0:12.81)	1:00.73 [4] (0:12.73)	0:48.00 [5] (0:12.17)	0:35.83 [5] (0:11.76)	0:24.07 [6] (0:11.98)	0:12.09 [8] (0:12.09)
Average Speed [km/h]	47.6	63.1	59.8	56.1	55.9	56.2	56.6	59.0	61.2	60.0	59.6
Top Speed [km/h]	62.5	64.5	62.9	58.0	57.1	56.7	57.7	60.7	61.6	60.7	60.6
Avg. Dist. to Rail [m]	3.7	0.5	2.2	1.0	0.5	0.1	0.1	0.5	0.5	1.8	5.3
Avg. Stride Freq. [Hz]	2.2	2.4	2.4	2.3	2.3	2.2	2.2	2.3	2.4	2.3	2.3
Avg. Stride Length [m]	6.0	7.2	7.0	6.8	6.9	7.0	7.0	7.1	7.1	7.1	7.2



- [] Ranking at each section and finish
- .-.- No data available at this section
- NA No data available



Horse/Jockey Name	Grand Shanghai
Final Rank	7
Fastest Section Time (Section)	0:11.71 (2000m)
Top Speed [km/h] (Section)	62.5 (2000m)
Race State	Finished



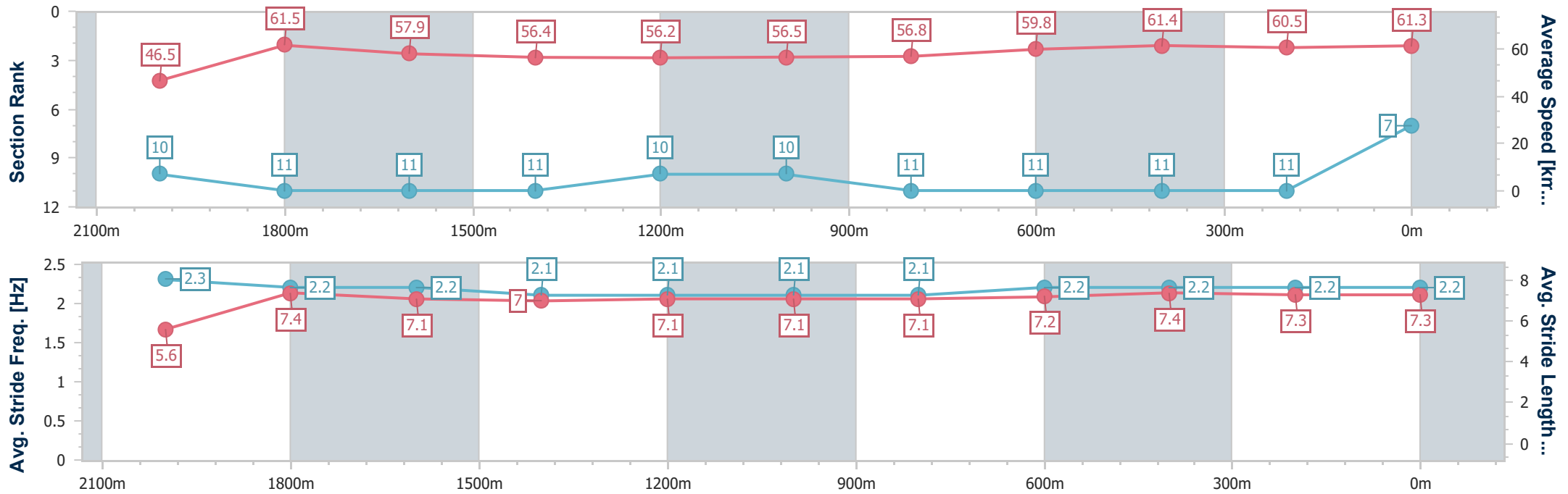
Ipswich QLD Professional
 Race 5: THISISACONVERSATIONSTARTER BENCHMARK 68
 Handicap - 2180m



11 October 2023 - 15:38

Track Rating: Good 3, Weather: Fine, Rail Position: +6.0m Entire

Section	Overall	2000m	1800m	1600m	1400m	1200m	1000m	800m	600m	400m	200m
Section Times	2:16.25 [7] (0:13.94)	2:02.31 [10] (0:11.71)	1:50.60 [11] (0:12.27)	1:38.33 [11] (0:12.76)	1:25.57 [11] (0:12.77)	1:12.80 [10] (0:12.70)	1:00.10 [10] (0:12.66)	0:47.44 [11] (0:11.99)	0:35.45 [11] (0:11.75)	0:23.70 [11] (0:11.97)	0:11.73 [11] (0:11.73)
Average Speed [km/h]	46.5	61.5	57.9	56.4	56.2	56.5	56.8	59.8	61.4	60.5	61.3
Top Speed [km/h]	60.9	62.5	61.0	59.6	57.7	57.3	58.2	61.2	62.0	61.2	62.1
Avg. Dist. to Rail [m]	1.3	1.0	1.6	0.5	0.7	0.8	0.5	0.6	0.6	3.4	7.1
Avg. Stride Freq. [Hz]	2.3	2.2	2.2	2.1	2.1	2.1	2.1	2.2	2.2	2.2	2.2
Avg. Stride Length [m]	5.6	7.4	7.1	7.0	7.1	7.1	7.1	7.2	7.4	7.3	7.3



- [] Ranking at each section and finish
- .-.- No data available at this section
- NA No data available



Horse/Jockey Name	No More Red
Final Rank	8
Fastest Section Time (Section)	0:11.46 (2000m)
Top Speed [km/h] (Section)	63.4 (2000m)
Race State	Finished



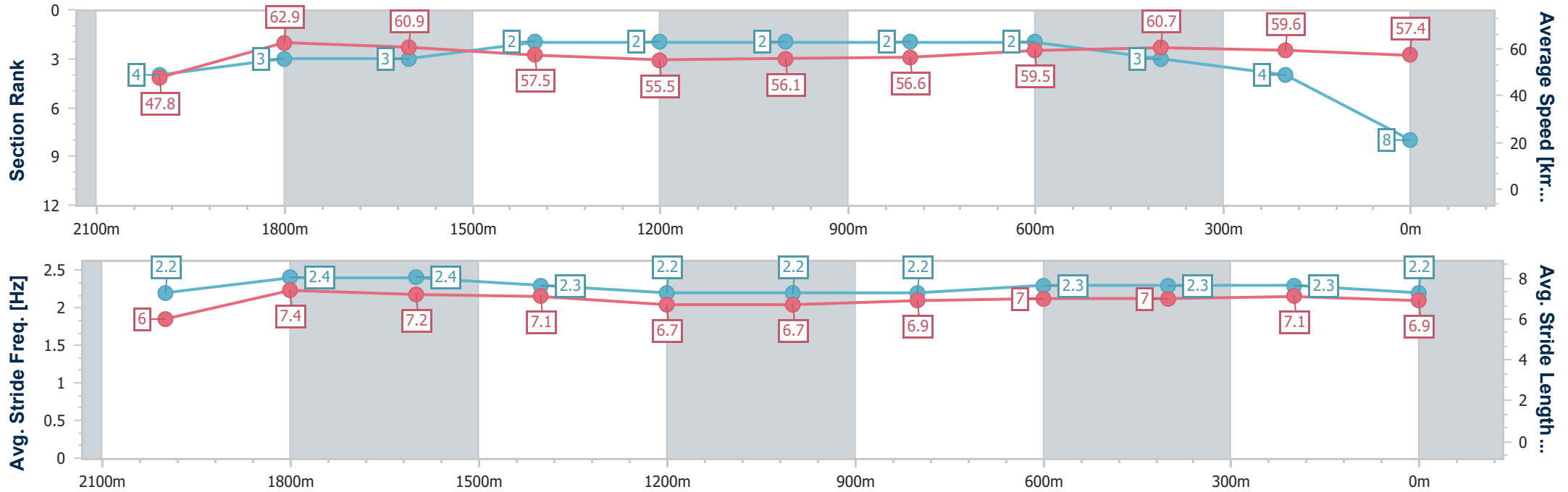
Ipswich QLD Professional
 Race 5: THISISACONVERSATIONSTARTER BENCHMARK 68
 Handicap - 2180m



11 October 2023 - 15:38

Track Rating: Good 3, Weather: Fine, Rail Position: +6.0m Entire

Section	Overall	2000m	1800m	1600m	1400m	1200m	1000m	800m	600m	400m	200m
Section Times	2:16.35 [8] (0:13.56)	2:02.79 [4] (0:11.46)	1:51.33 [3] (0:11.79)	1:39.54 [3] (0:12.52)	1:27.02 [2] (0:12.97)	1:14.05 [2] (0:12.81)	1:01.24 [2] (0:12.74)	0:48.50 [2] (0:12.09)	0:36.41 [2] (0:11.81)	0:24.60 [3] (0:12.07)	0:12.53 [4] (0:12.53)
Average Speed [km/h]	47.8	62.9	60.9	57.5	55.5	56.1	56.6	59.5	60.7	59.6	57.4
Top Speed [km/h]	62.6	63.4	63.2	59.8	56.4	56.6	57.7	60.6	61.7	61.1	58.8
Avg. Dist. to Rail [m]	7.3	3.8	0.5	1.1	0.5	0.2	0.2	0.6	0.7	0.7	2.6
Avg. Stride Freq. [Hz]	2.2	2.4	2.4	2.3	2.2	2.2	2.2	2.3	2.3	2.3	2.2
Avg. Stride Length [m]	6.0	7.4	7.2	7.1	6.7	6.7	6.9	7.0	7.0	7.1	6.9



- [] Ranking at each section and finish
- .-.- No data available at this section
- NA No data available



Horse/Jockey Name	Unzaga
Final Rank	9
Fastest Section Time (Section)	0:11.60 (2000m)
Top Speed [km/h] (Section)	63.1 (600m)
Race State	Finished



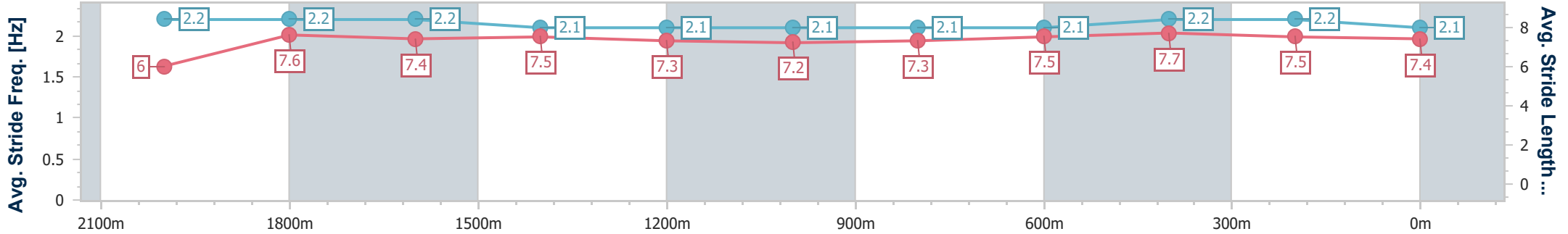
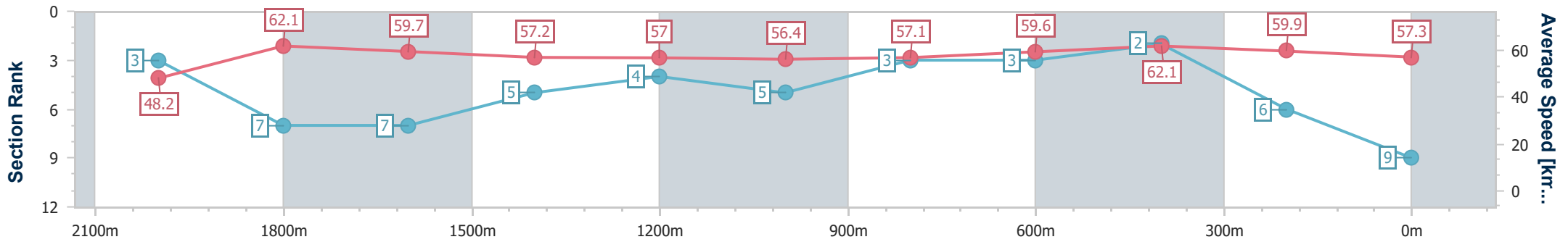
Ipswich QLD Professional
 Race 5: THISISACONVERSATIONSTARTER BENCHMARK 68
 Handicap - 2180m



11 October 2023 - 15:38

Track Rating: Good 3, Weather: Fine, Rail Position: +6.0m Entire

Section	Overall	2000m	1800m	1600m	1400m	1200m	1000m	800m	600m	400m	200m
Section Times	2:16.38 [9] (0:13.55)	2:02.83 [3] (0:11.60)	1:51.23 [7] (0:12.13)	1:39.10 [7] (0:12.57)	1:26.53 [5] (0:12.69)	1:13.84 [4] (0:12.82)	1:01.02 [5] (0:12.63)	0:48.39 [3] (0:12.10)	0:36.29 [3] (0:11.61)	0:24.68 [2] (0:12.13)	0:12.55 [6] (0:12.55)
Average Speed [km/h]	48.2	62.1	59.7	57.2	57.0	56.4	57.1	59.6	62.1	59.9	57.3
Top Speed [km/h]	62.5	63.1	61.2	60.2	57.9	57.0	58.1	61.0	63.1	60.8	59.2
Avg. Dist. to Rail [m]	9.8	4.7	0.7	0.9	0.9	1.0	1.0	0.3	0.5	2.7	3.5
Avg. Stride Freq. [Hz]	2.2	2.2	2.2	2.1	2.1	2.1	2.1	2.1	2.2	2.2	2.1
Avg. Stride Length [m]	6.0	7.6	7.4	7.5	7.3	7.2	7.3	7.5	7.7	7.5	7.4



- [] Ranking at each section and finish
- .-.- No data available at this section
- NA No data available



Horse/Jockey Name	Raging Pole
Final Rank	10
Fastest Section Time (Section)	0:11.67 (2000m)
Top Speed [km/h] (Section)	62.9 (2000m)
Race State	Finished



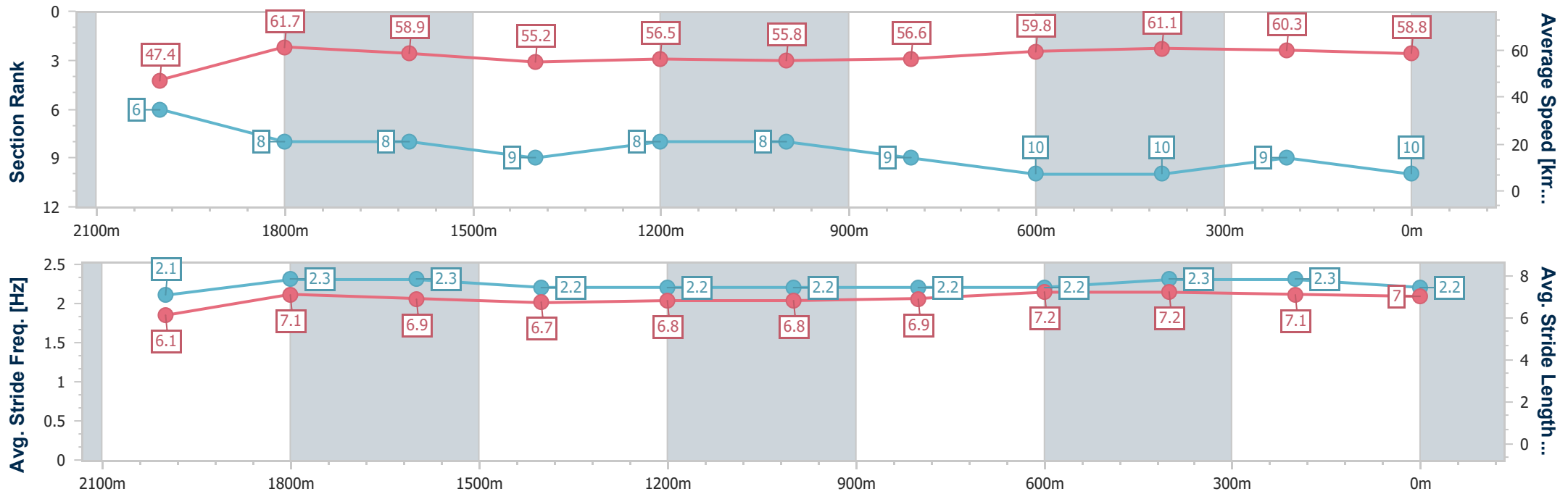
Ipswich QLD Professional
 Race 5: THISISACONVERSATIONSTARTER BENCHMARK 68
 Handicap - 2180m



11 October 2023 - 15:38

Track Rating: Good 3, Weather: Fine, Rail Position: +6.0m Entire

Section	Overall	2000m	1800m	1600m	1400m	1200m	1000m	800m	600m	400m	200m
Section Times	2:16.40 [10] (0:13.62)	2:02.78 [6] (0:11.67)	1:51.11 [8] (0:12.04)	1:39.07 [8] (0:13.06)	1:26.01 [9] (0:12.65)	1:13.36 [8] (0:12.86)	1:00.50 [8] (0:12.71)	0:47.79 [9] (0:11.98)	0:35.81 [10] (0:11.69)	0:24.12 [10] (0:11.86)	0:12.26 [9] (0:12.26)
Average Speed [km/h]	47.4	61.7	58.9	55.2	56.5	55.8	56.6	59.8	61.1	60.3	58.8
Top Speed [km/h]	60.4	62.9	61.0	60.6	57.9	56.3	57.7	61.5	61.6	61.0	60.0
Avg. Dist. to Rail [m]	0.9	1.4	1.7	0.9	1.1	0.8	0.8	1.5	1.7	1.4	1.6
Avg. Stride Freq. [Hz]	2.1	2.3	2.3	2.2	2.2	2.2	2.2	2.2	2.3	2.3	2.2
Avg. Stride Length [m]	6.1	7.1	6.9	6.7	6.8	6.8	6.9	7.2	7.2	7.1	7.0



- [] Ranking at each section and finish
- .-.- No data available at this section
- NA No data available



Horse/Jockey Name	Coppleson
Final Rank	11
Fastest Section Time (Section)	0:11.43 (2000m)
Top Speed [km/h] (Section)	65.4 (2000m)
Race State	Finished



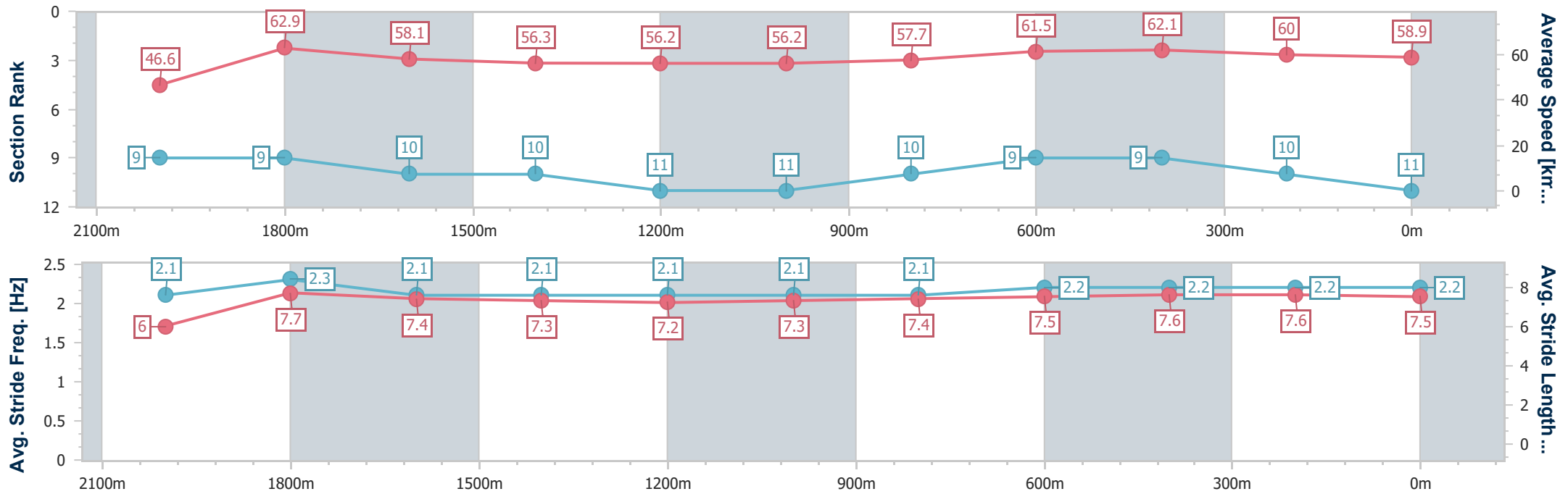
Ipswich QLD Professional
 Race 5: THISISACONVERSATIONSTARTER BENCHMARK 68
 Handicap - 2180m



11 October 2023 - 15:38

Track Rating: Good 3, Weather: Fine, Rail Position: +6.0m Entire

Section	Overall	2000m	1800m	1600m	1400m	1200m	1000m	800m	600m	400m	200m
Section Times	2:16.59 [11] (0:13.93)	2:02.66 [9] (0:11.43)	1:51.23 [9] (0:12.50)	1:38.73 [10] (0:12.79)	1:25.94 [10] (0:12.84)	1:13.10 [11] (0:12.81)	1:00.29 [11] (0:12.49)	0:47.80 [10] (0:11.75)	0:36.05 [9] (0:11.69)	0:24.36 [9] (0:12.12)	0:12.24 [10] (0:12.24)
Average Speed [km/h]	46.6	62.9	58.1	56.3	56.2	56.2	57.7	61.5	62.1	60.0	58.9
Top Speed [km/h]	62.9	65.4	62.8	60.0	57.4	57.5	59.4	63.7	63.9	61.7	60.1
Avg. Dist. to Rail [m]	5.7	1.2	1.1	0.7	0.3	0.4	0.6	0.7	2.0	4.0	4.7
Avg. Stride Freq. [Hz]	2.1	2.3	2.1	2.1	2.1	2.1	2.1	2.2	2.2	2.2	2.2
Avg. Stride Length [m]	6.0	7.7	7.4	7.3	7.2	7.3	7.4	7.5	7.6	7.6	7.5



- [] Ranking at each section and finish
- .-.- No data available at this section
- NA No data available