



Ipswich QLD Professional

Race 6: STROUD HOMES IPSWICH BENCHMARK 65 Handicap - 800m

11 October 2023 - 16:14



Track Rating: Good 3, Weather: Fine, Rail Position: +6.0m Entire

Section										Last 600m		
Field Times		Overall	600m	400m	200m							
		0:44.93 (0:13.08)	0:31.85 (0:10.14)	0:21.71 (0:10.70)	0:11.01 (0:11.01)						0:31.85	
Rank	TAB	Horse/Jockey	Barrier	Top Speed [km/h]	Fastest Section	Overall	600m	400m	200m	Margin	Last 600m	Distance Travelled [m]
1	10	PIANIST Martin Harley	4	72.4 600m	0:10.07 600m	0:44.93 [1] (0:13.60)	0:31.33 [9] (0:10.07)	0:21.26 [9] (0:10.44)	0:10.82 [3] (0:10.82)	0:44.93	0:31.33	
2	1	I AM FEARLESS Karl Zechner	10	71.8 600m	0:10.15 600m	0:45.16 [2] (0:13.08)	0:32.08 [1] (0:10.15)	0:21.93 [2] (0:10.69)	0:11.24 [1] (0:11.24)	1.3L	0:32.08	+6
3	4	MR BROSE Les Tilley	6	71.9 600m	0:10.23 600m	0:45.43 [3] (0:13.24)	0:32.19 [4] (0:10.23)	0:21.96 [5] (0:10.67)	0:11.29 [5] (0:11.29)	2.8L	0:32.19	+4
4	14	BOLD RANSOM Sean Cormack	13	71.4 600m	0:10.14 600m	0:45.44 [4] (0:13.67)	0:31.77 [11] (0:10.14)	0:21.63 [11] (0:10.48)	0:11.15 [6] (0:11.15)	2.9L	0:31.77	+6
5	2	CAMPAI Jake Molloy	3	72.0 Overall	0:10.02 600m	0:45.57 [5] (0:13.20)	0:32.37 [2] (0:10.02)	0:22.35 [1] (0:10.79)	0:11.56 [2] (0:11.56)	3.7L	0:32.37	+3
6	7	MAGURO Jag Guthmann-Chester	14	71.8 600m	0:10.29 600m	0:45.73 [6] (0:13.22)	0:32.51 [3] (0:10.29)	0:22.22 [6] (0:10.78)	0:11.44 [6] (0:11.44)	4.5L	0:32.51	+7
7	11	STEEL MY THUNDER Cejay Graham	1	72.0 600m	0:10.06 600m	0:45.76 [7] (0:13.33)	0:32.43 [7] (0:10.06)	0:22.37 [3] (0:10.75)	0:11.62 [4] (0:11.62)	4.6L	0:32.43	+0
8	5	THE ROCKWELL SCALE James Orman	7	71.9 600m	0:10.21 600m	0:45.83 [8] (0:13.46)	0:32.37 [8] (0:10.21)	0:22.16 [8] (0:10.63)	0:11.53 [8] (0:11.53)	4.9L	0:32.37	+5
9	8	MOONAN JOYCE Luke Tarrant	8	71.6 600m	0:10.12 600m	0:46.30 [9] (0:13.61)	0:32.69 [10] (0:10.12)	0:22.57 [10] (0:10.82)	0:11.75 [9] (0:11.75)	7.7L	0:32.69	+1
10	9	TECOMA STREET Adam Spinks	5	70.2 600m	0:10.35 600m	0:46.42 [10] (0:13.28)	0:33.14 [5] (0:10.35)	0:22.79 [7] (0:11.05)	0:11.74 [11] (0:11.74)	8.2L	0:33.14	+4

Scratched: Sequesay (#3), Artie Pantz (#12), Logan's Blade (#6)

[] Ranking at each section and finish
 -:-:- No data available at this section
 NA No data available

SCN Saddle cloth number
 DNF Did not finish
 DNT Did not track



Ipswich QLD Professional

Race 6: STROUD HOMES IPSWICH BENCHMARK 65 Handicap - 800m

11 October 2023 - 16:14



Track Rating: Good 3, Weather: Fine, Rail Position: +6.0m Entire

Section	Overall	600m	400m	200m	Last 600m
Field Times	0:44.93 (0:13.08)	0:31.85 (0:10.14)	0:21.71 (0:10.70)	0:11.01 (0:11.01)	0:31.85

Rank	TAB	Horse/Jockey	Barrier	Top Speed [km/h]	Fastest Section	Margin	Distance Travelled [m]
11	13	DEECE SCENT KISS	2	71.3	0:10.10	12.2L	+2
		Angela Jones		600m	600m		

Scratched: Sequesay (#3), Artie Pantz (#12), Logan's Blade (#6)

[] Ranking at each section and finish
 -:-:- No data available at this section
 NA No data available

SCN Saddle cloth number
 DNF Did not finish
 DNT Did not track



Horse/Jockey Name	Pianist
Final Rank	1
Fastest Section Time (Section)	0:10.07 (600m)
Top Speed [km/h] (Section)	72.4 (600m)
Race State	Finished



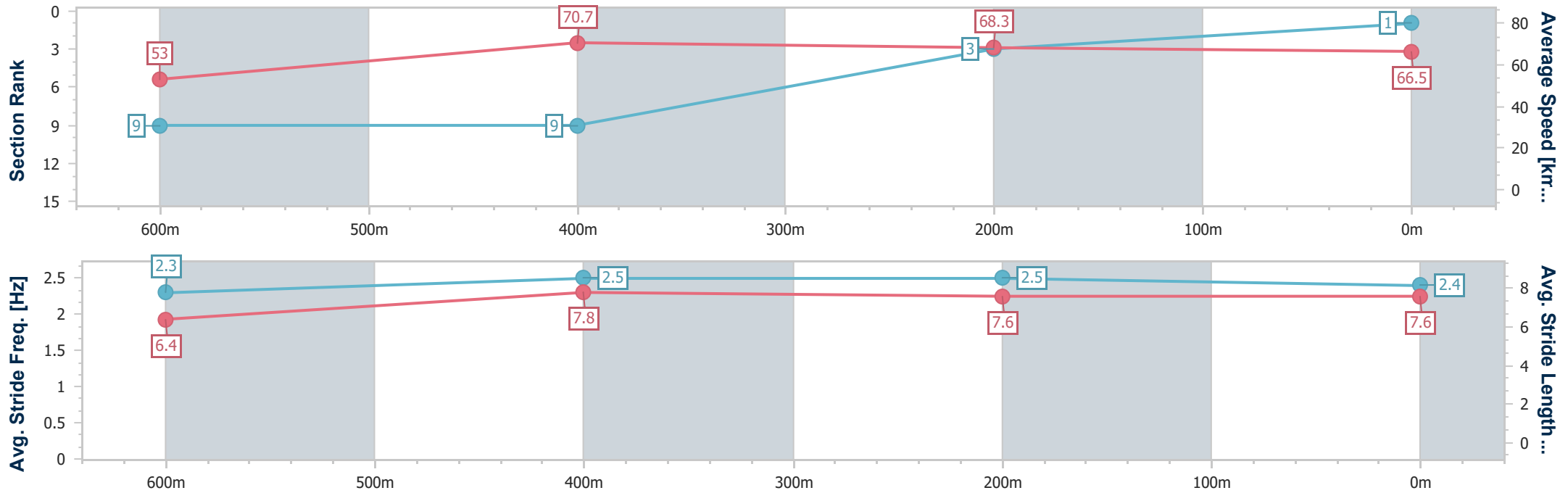
Ipswich QLD Professional
Race 6: STROUD HOMES IPSWICH BENCHMARK 65 Handicap
- 800m



11 October 2023 - 16:14

Track Rating: Good 3, Weather: Fine, Rail Position: +6.0m Entire

Section	Overall	600m	400m	200m
Section Times	0:44.93 [1] (0:13.60)	0:31.33 [9] (0:10.07)	0:21.26 [9] (0:10.44)	0:10.82 [3] (0:10.82)
Average Speed [km/h]	53.0	70.7	68.3	66.5
Top Speed [km/h]	71.0	72.4	69.5	69.0
Avg. Dist. to Rail [m]	2.8	2.2	2.3	1.1
Avg. Stride Freq. [Hz]	2.3	2.5	2.5	2.4
Avg. Stride Length [m]	6.4	7.8	7.6	7.6



- [] Ranking at each section and finish
- .-.- No data available at this section
- NA No data available



Horse/Jockey Name	I Am Fearless
Final Rank	2
Fastest Section Time (Section)	0:10.15 (600m)
Top Speed [km/h] (Section)	71.8 (600m)
Race State	Finished



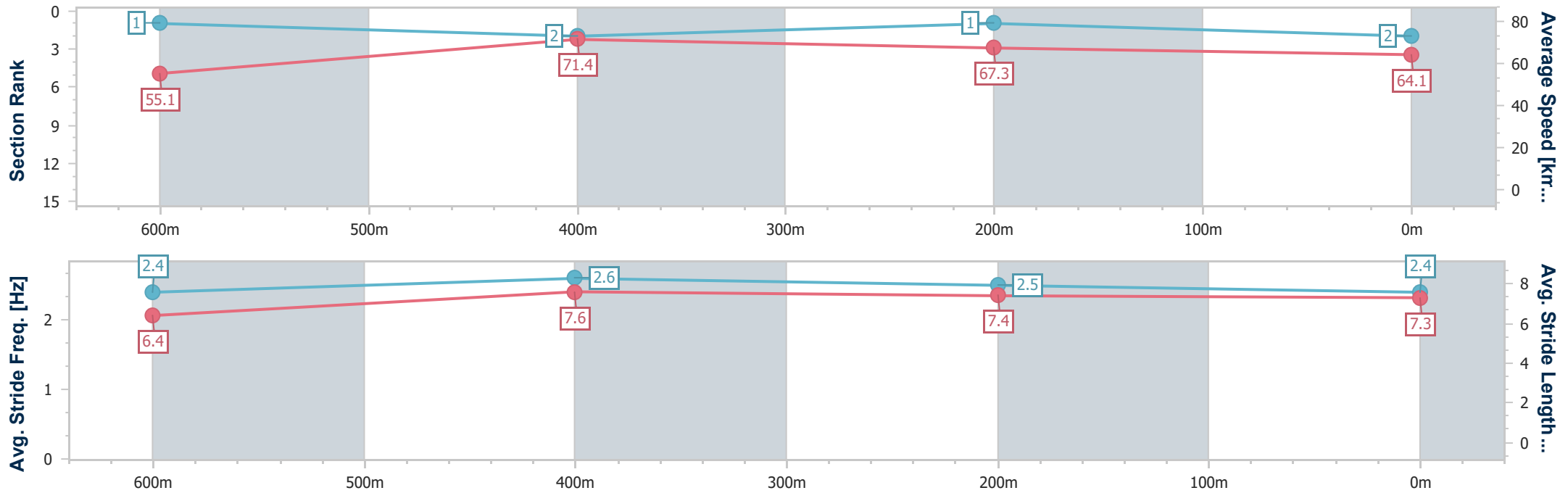
Ipswich QLD Professional
Race 6: STROUD HOMES IPSWICH BENCHMARK 65 Handicap
- 800m



11 October 2023 - 16:14

Track Rating: Good 3, Weather: Fine, Rail Position: +6.0m Entire

Section	Overall	600m	400m	200m
Section Times	0:45.16 [2] (0:13.08)	0:32.08 [1] (0:10.15)	0:21.93 [2] (0:10.69)	0:11.24 [1] (0:11.24)
Average Speed [km/h]	55.1	71.4	67.3	64.1
Top Speed [km/h]	71.7	71.8	69.6	66.3
Avg. Dist. to Rail [m]	8.5	3.5	0.6	2.4
Avg. Stride Freq. [Hz]	2.4	2.6	2.5	2.4
Avg. Stride Length [m]	6.4	7.6	7.4	7.3



- [] Ranking at each section and finish
- .-.- No data available at this section
- NA No data available



Horse/Jockey Name	Mr Brose
Final Rank	3
Fastest Section Time (Section)	0:10.23 (600m)
Top Speed [km/h] (Section)	71.9 (600m)
Race State	Finished



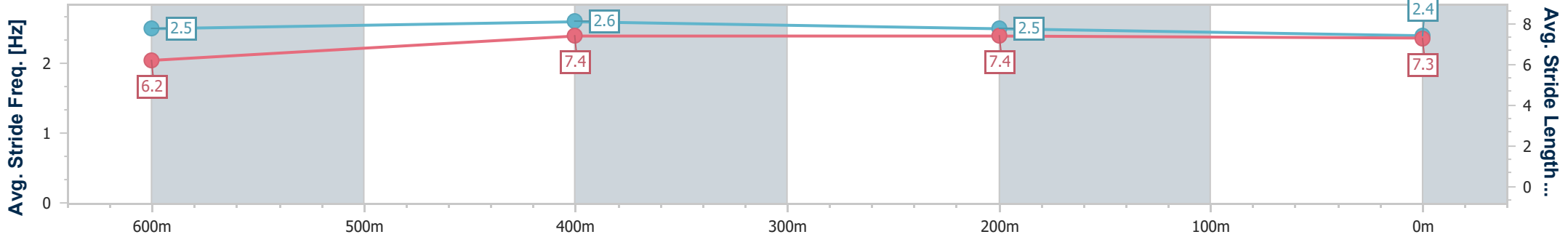
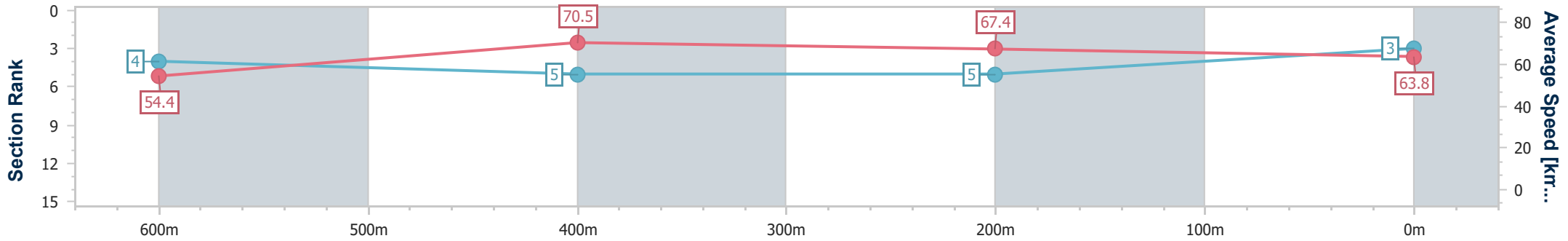
Ipswich QLD Professional
Race 6: STROUD HOMES IPSWICH BENCHMARK 65 Handicap
- 800m



11 October 2023 - 16:14

Track Rating: Good 3, Weather: Fine, Rail Position: +6.0m Entire

Section	Overall	600m	400m	200m
Section Times	0:45.43 [3] (0:13.24)	0:32.19 [4] (0:10.23)	0:21.96 [5] (0:10.67)	0:11.29 [5] (0:11.29)
Average Speed [km/h]	54.4	70.5	67.4	63.8
Top Speed [km/h]	71.2	71.9	68.7	66.4
Avg. Dist. to Rail [m]	5.9	1.7	0.6	2.9
Avg. Stride Freq. [Hz]	2.5	2.6	2.5	2.4
Avg. Stride Length [m]	6.2	7.4	7.4	7.3



- [] Ranking at each section and finish
- .-.- No data available at this section
- NA No data available



Horse/Jockey Name	Bold Ransom
Final Rank	4
Fastest Section Time (Section)	0:10.14 (600m)
Top Speed [km/h] (Section)	71.4 (600m)
Race State	Finished



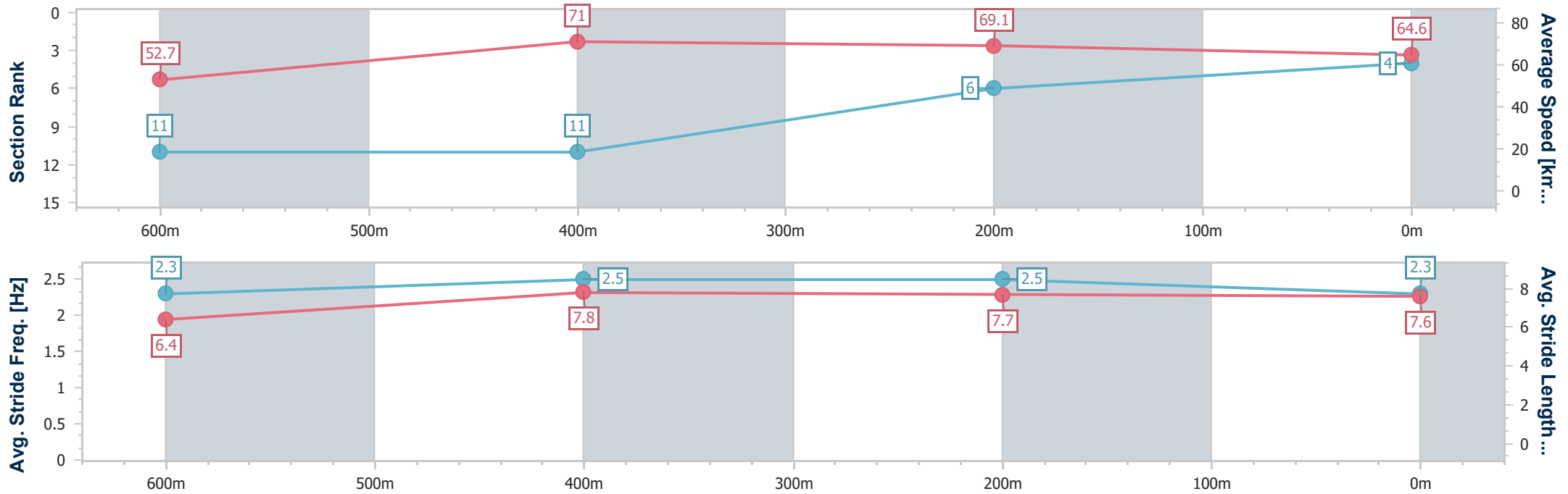
Ipswich QLD Professional
Race 6: STROUD HOMES IPSWICH BENCHMARK 65 Handicap
- 800m



11 October 2023 - 16:14

Track Rating: Good 3, Weather: Fine, Rail Position: +6.0m Entire

Section	Overall	600m	400m	200m
Section Times	0:45.44 [4] (0:13.67)	0:31.77 [11] (0:10.14)	0:21.63 [11] (0:10.48)	0:11.15 [6] (0:11.15)
Average Speed [km/h]	52.7	71.0	69.1	64.6
Top Speed [km/h]	70.0	71.4	70.2	67.4
Avg. Dist. to Rail [m]	7.8	1.0	3.2	6.5
Avg. Stride Freq. [Hz]	2.3	2.5	2.5	2.3
Avg. Stride Length [m]	6.4	7.8	7.7	7.6



- [] Ranking at each section and finish
- .-.- No data available at this section
- NA No data available



Horse/Jockey Name	Campai
Final Rank	5
Fastest Section Time (Section)	0:10.02 (600m)
Top Speed [km/h] (Section)	72.0 (Overall)
Race State	Finished



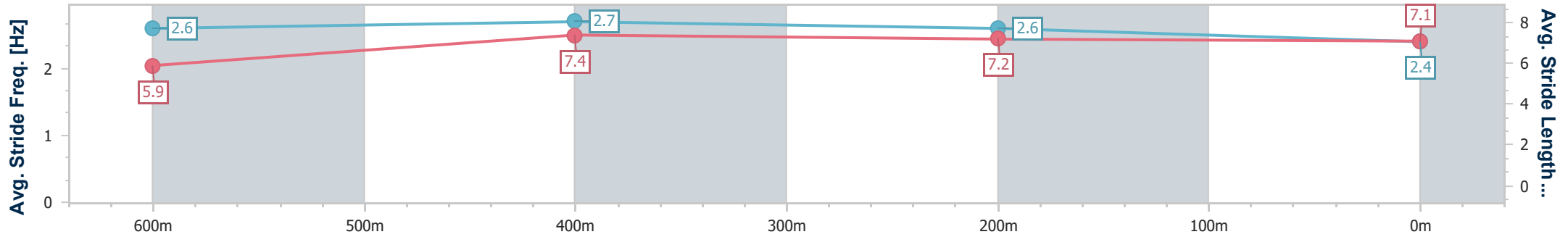
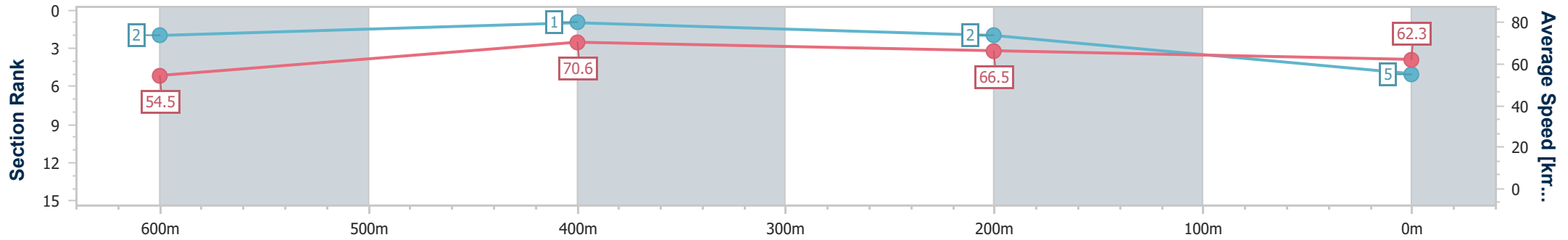
Ipswich QLD Professional
Race 6: STROUD HOMES IPSWICH BENCHMARK 65 Handicap
- 800m



11 October 2023 - 16:14

Track Rating: Good 3, Weather: Fine, Rail Position: +6.0m Entire

Section	Overall	600m	400m	200m
Section Times	0:45.57 [5] (0:13.20)	0:32.37 [2] (0:10.02)	0:22.35 [1] (0:10.79)	0:11.56 [2] (0:11.56)
Average Speed [km/h]	54.5	70.6	66.5	62.3
Top Speed [km/h]	72.0	72.0	69.2	65.8
Avg. Dist. to Rail [m]	1.7	1.0	0.7	1.1
Avg. Stride Freq. [Hz]	2.6	2.7	2.6	2.4
Avg. Stride Length [m]	5.9	7.4	7.2	7.1



- [] Ranking at each section and finish
- .-.- No data available at this section
- NA No data available



Horse/Jockey Name	Maguro
Final Rank	6
Fastest Section Time (Section)	0:10.29 (600m)
Top Speed [km/h] (Section)	71.8 (600m)
Race State	Finished



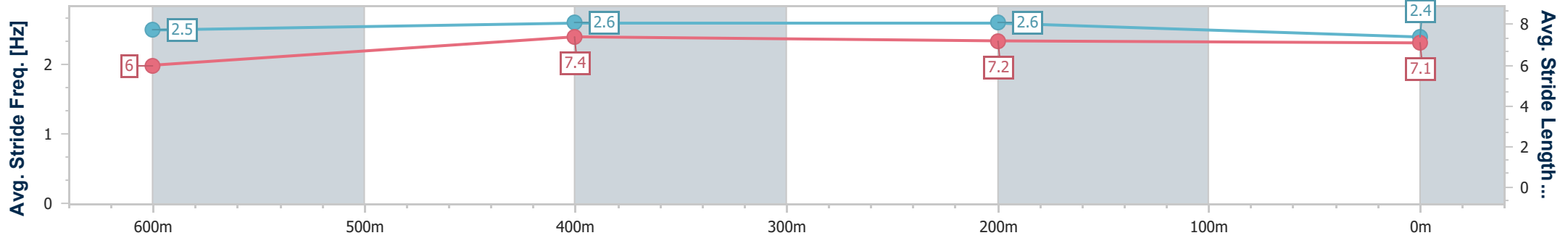
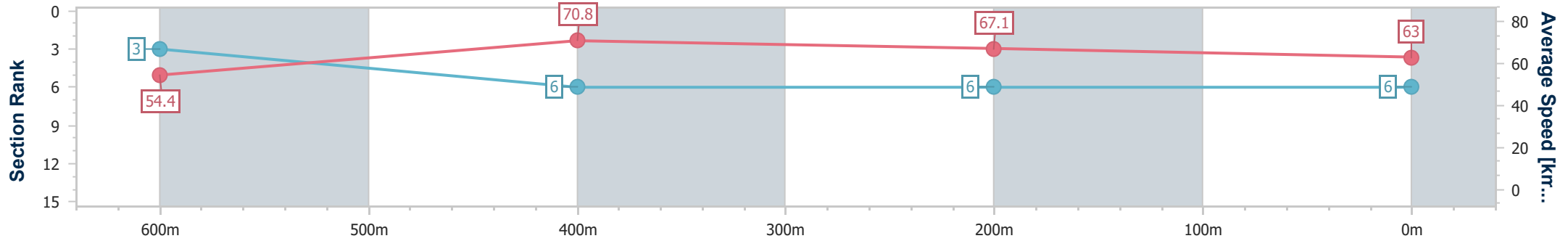
Ipswich QLD Professional
Race 6: STROUD HOMES IPSWICH BENCHMARK 65 Handicap - 800m



11 October 2023 - 16:14

Track Rating: Good 3, Weather: Fine, Rail Position: +6.0m Entire

Section	Overall	600m	400m	200m
Section Times	0:45.73 [6] (0:13.22)	0:32.51 [3] (0:10.29)	0:22.22 [6] (0:10.78)	0:11.44 [6] (0:11.44)
Average Speed [km/h]	54.4	70.8	67.1	63.0
Top Speed [km/h]	71.4	71.8	69.4	67.4
Avg. Dist. to Rail [m]	9.6	4.3	2.3	6.1
Avg. Stride Freq. [Hz]	2.5	2.6	2.6	2.4
Avg. Stride Length [m]	6.0	7.4	7.2	7.1



- [] Ranking at each section and finish
- .-.- No data available at this section
- NA No data available



Horse/Jockey Name	Steel My Thunder
Final Rank	7
Fastest Section Time (Section)	0:10.06 (600m)
Top Speed [km/h] (Section)	72.0 (600m)
Race State	Finished



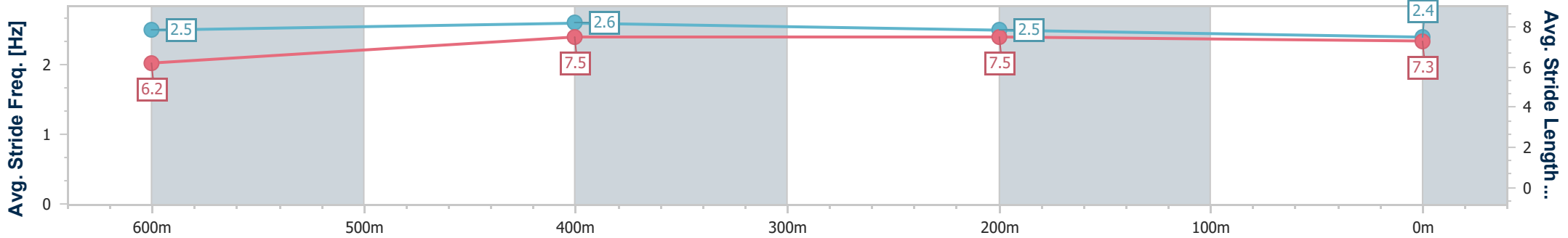
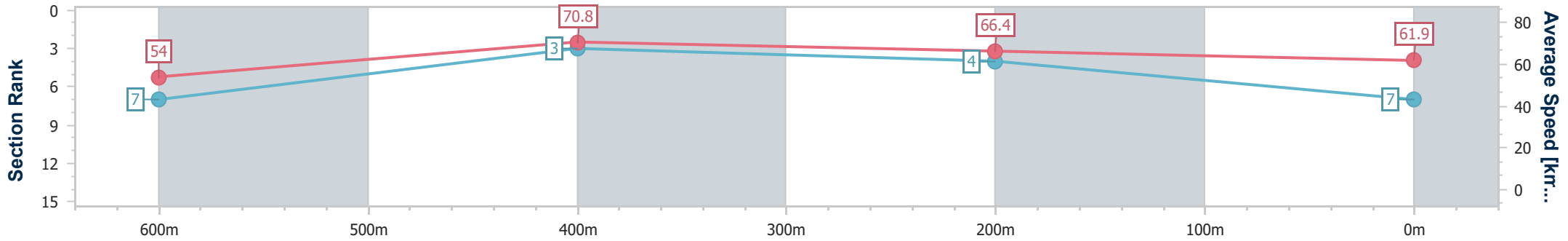
Ipswich QLD Professional
Race 6: STROUD HOMES IPSWICH BENCHMARK 65 Handicap
- 800m



11 October 2023 - 16:14

Track Rating: Good 3, Weather: Fine, Rail Position: +6.0m Entire

Section	Overall	600m	400m	200m
Section Times	0:45.76 [7] (0:13.33)	0:32.43 [7] (0:10.06)	0:22.37 [3] (0:10.75)	0:11.62 [4] (0:11.62)
Average Speed [km/h]	54.0	70.8	66.4	61.9
Top Speed [km/h]	68.4	72.0	68.5	64.6
Avg. Dist. to Rail [m]	0.5	2.5	2.5	2.3
Avg. Stride Freq. [Hz]	2.5	2.6	2.5	2.4
Avg. Stride Length [m]	6.2	7.5	7.5	7.3



- [] Ranking at each section and finish
- .-.- No data available at this section
- NA No data available



Horse/Jockey Name	The Rockwell Scale
Final Rank	8
Fastest Section Time (Section)	0:10.21 (600m)
Top Speed [km/h] (Section)	71.9 (600m)
Race State	Finished



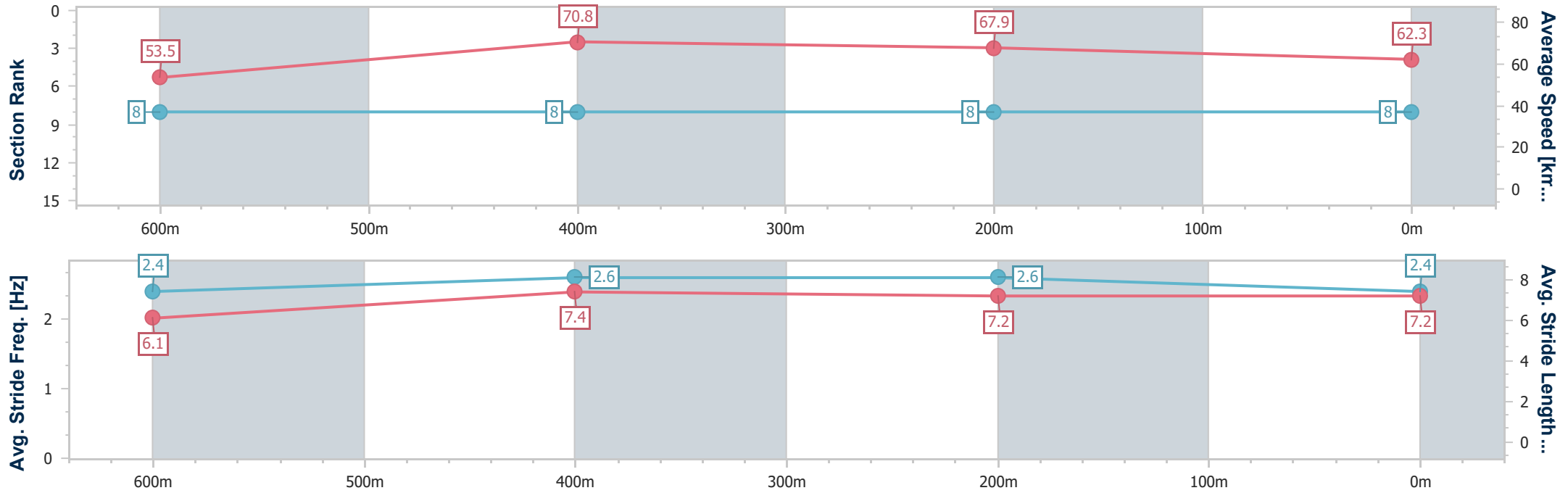
Ipswich QLD Professional
Race 6: STROUD HOMES IPSWICH BENCHMARK 65 Handicap
- 800m



11 October 2023 - 16:14

Track Rating: Good 3, Weather: Fine, Rail Position: +6.0m Entire

Section	Overall	600m	400m	200m
Section Times	0:45.83 [8] (0:13.46)	0:32.37 [8] (0:10.21)	0:22.16 [8] (0:10.63)	0:11.53 [8] (0:11.53)
Average Speed [km/h]	53.5	70.8	67.9	62.3
Top Speed [km/h]	71.8	71.9	69.8	65.5
Avg. Dist. to Rail [m]	6.8	2.4	1.1	4.0
Avg. Stride Freq. [Hz]	2.4	2.6	2.6	2.4
Avg. Stride Length [m]	6.1	7.4	7.2	7.2



- [] Ranking at each section and finish
- .-.- No data available at this section
- NA No data available



Horse/Jockey Name	Moonan Joyce
Final Rank	9
Fastest Section Time (Section)	0:10.12 (600m)
Top Speed [km/h] (Section)	71.6 (600m)
Race State	Finished



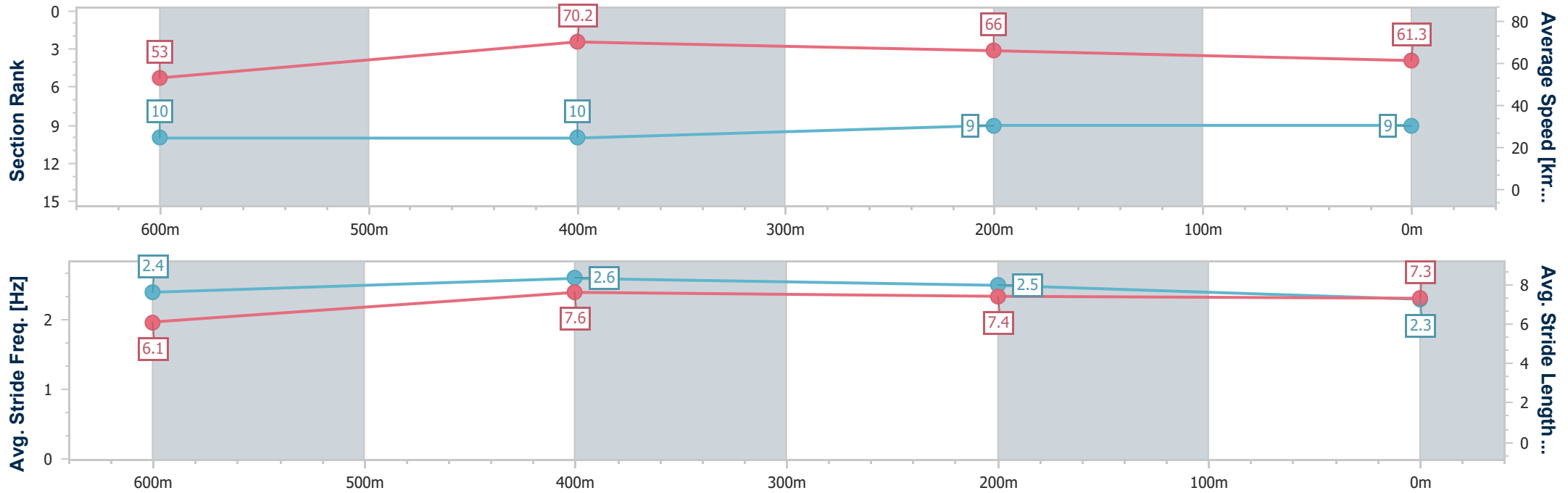
Ipswich QLD Professional
Race 6: STROUD HOMES IPSWICH BENCHMARK 65 Handicap
- 800m



11 October 2023 - 16:14

Track Rating: Good 3, Weather: Fine, Rail Position: +6.0m Entire

Section	Overall	600m	400m	200m
Section Times	0:46.30 [9] (0:13.61)	0:32.69 [10] (0:10.12)	0:22.57 [10] (0:10.82)	0:11.75 [9] (0:11.75)
Average Speed [km/h]	53.0	70.2	66.0	61.3
Top Speed [km/h]	70.4	71.6	68.5	63.8
Avg. Dist. to Rail [m]	4.2	2.1	1.8	1.2
Avg. Stride Freq. [Hz]	2.4	2.6	2.5	2.3
Avg. Stride Length [m]	6.1	7.6	7.4	7.3



- [] Ranking at each section and finish
- .-.- No data available at this section
- NA No data available



Horse/Jockey Name	Tecoma Street
Final Rank	10
Fastest Section Time (Section)	0:10.35 (600m)
Top Speed [km/h] (Section)	70.2 (600m)
Race State	Finished



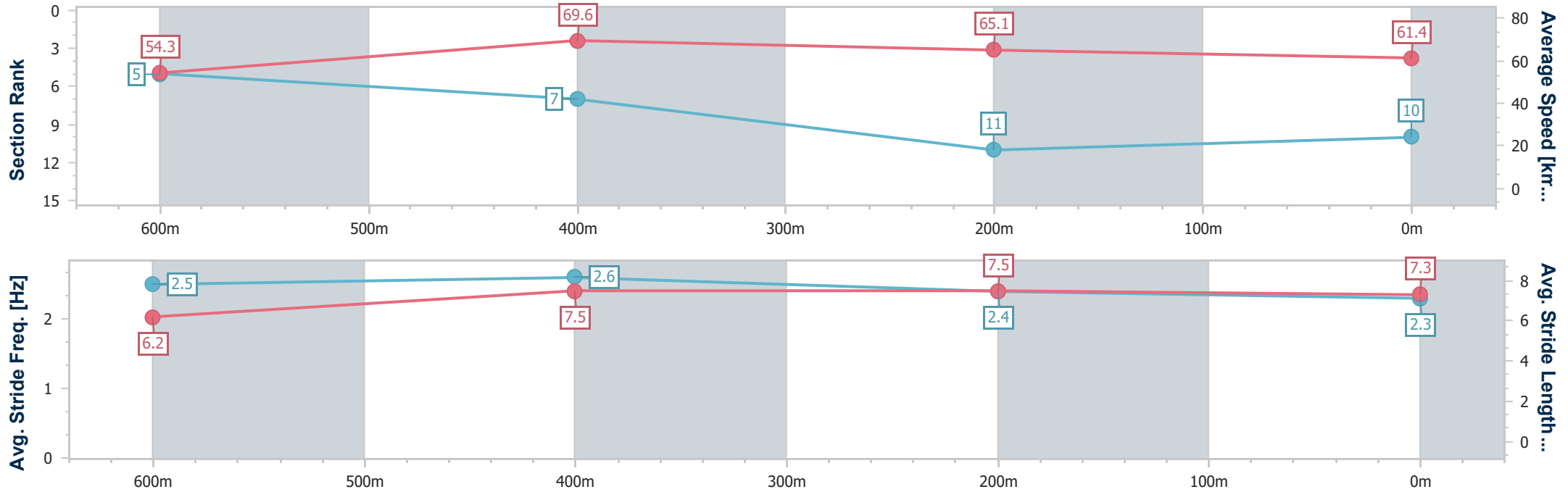
Ipswich QLD Professional
 Race 6: STROUD HOMES IPSWICH BENCHMARK 65 Handicap
 - 800m



11 October 2023 - 16:14

Track Rating: Good 3, Weather: Fine, Rail Position: +6.0m Entire

Section	Overall	600m	400m	200m
Section Times	0:46.42 [10] (0:13.28)	0:33.14 [5] (0:10.35)	0:22.79 [7] (0:11.05)	0:11.74 [11] (0:11.74)
Average Speed [km/h]	54.3	69.6	65.1	61.4
Top Speed [km/h]	69.8	70.2	67.2	63.4
Avg. Dist. to Rail [m]	5.0	1.0	1.3	4.3
Avg. Stride Freq. [Hz]	2.5	2.6	2.4	2.3
Avg. Stride Length [m]	6.2	7.5	7.5	7.3



- [] Ranking at each section and finish
- .-.- No data available at this section
- NA No data available



Horse/Jockey Name	Deece Scent Kiss
Final Rank	11
Fastest Section Time (Section)	0:10.10 (600m)
Top Speed [km/h] (Section)	71.3 (600m)
Race State	Finished



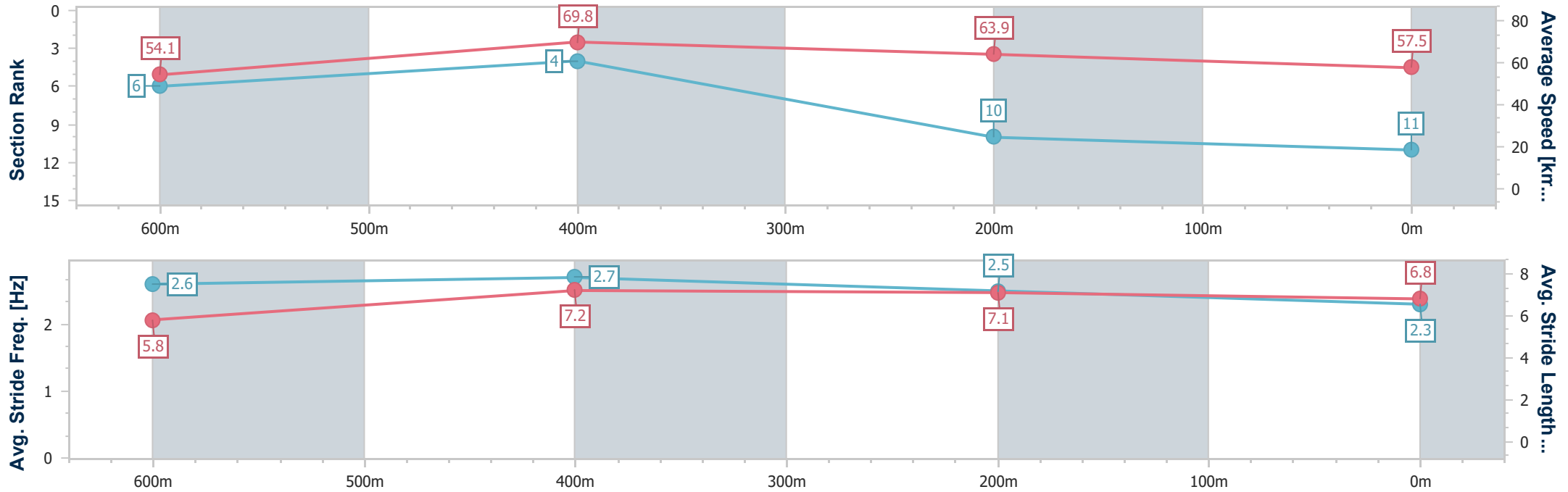
Ipswich QLD Professional
Race 6: STROUD HOMES IPSWICH BENCHMARK 65 Handicap
- 800m



11 October 2023 - 16:14

Track Rating: Good 3, Weather: Fine, Rail Position: +6.0m Entire

Section	Overall	600m	400m	200m
Section Times	0:47.13 [11] (0:13.30)	0:33.83 [6] (0:10.10)	0:23.73 [4] (0:11.21)	0:12.52 [10] (0:12.52)
Average Speed [km/h]	54.1	69.8	63.9	57.5
Top Speed [km/h]	69.8	71.3	67.3	62.0
Avg. Dist. to Rail [m]	2.0	1.1	1.2	1.3
Avg. Stride Freq. [Hz]	2.6	2.7	2.5	2.3
Avg. Stride Length [m]	5.8	7.2	7.1	6.8



- [] Ranking at each section and finish
- .-.- No data available at this section
- NA No data available