

Track Rating: Synthetic, Weather: Fine, Rail Position: True

Section		Overall	1800m	1600m	1400m	1200m	1000m	800m	Last 600m				
Field Times		2:01.75 (0:08.14)	1:53.61 (0:12.33)	1:41.28 (0:13.01)	1:28.27 (0:13.61)	1:14.66 (0:13.29)	1:01.37 (0:12.79)	0:48.58 (0:12.16)	0:36.42				
Rank	TAB Horse/Jockey	Barrier	Top Speed [km/h]	Fastest Section									Distance Travelled [m]
1	1 DOUBLE QUICK Jai Williams	4	62.5 600m	0:08.14 Overall	2:01.75 [1] (0:08.14)	1:53.61 [1] (0:12.33)	1:41.28 [1] (0:13.01)	1:28.27 [1] (0:13.61)	1:14.66 [1] (0:13.29)	1:01.37 [1] (0:12.79)	0:48.58 [1] (0:12.16)	0:36.42	
2	8 TOOTSIE Michael Cahill	8	62.0 600m	0:08.49 Overall	2:01.92 [2] (0:08.49)	1:53.43 [3] (0:12.30)	1:41.13 [2] (0:12.94)	1:28.19 [2] (0:13.56)	1:14.63 [2] (0:13.29)	1:01.34 [2] (0:12.67)	0:48.67 [2] (0:12.14)	0:36.53	+3
3	2 ROCHEAUX Emily Lang	6	62.6 600m	0:08.57 Overall	2:01.93 [3] (0:08.57)	1:53.36 [4] (0:12.57)	1:40.79 [4] (0:12.95)	1:27.84 [4] (0:13.52)	1:14.32 [4] (0:13.23)	1:01.09 [4] (0:12.63)	0:48.46 [4] (0:11.99)	0:36.47	+8
4	7 RED VEGAS Stacey Callow	5	61.8 600m	0:09.06 Overall	2:02.30 [4] (0:09.06)	1:53.24 [5] (0:12.49)	1:40.75 [5] (0:12.92)	1:27.83 [5] (0:13.31)	1:14.52 [5] (0:13.26)	1:01.26 [5] (0:12.68)	0:48.58 [5] (0:12.10)	0:36.48	+1
5	5 LOVE LOCH Wanderson D'Avila	1	62.6 600m	0:08.44 Overall	2:02.37 [5] (0:08.44)	1:53.93 [2] (0:12.48)	1:41.45 [3] (0:12.87)	1:28.58 [3] (0:13.60)	1:14.98 [3] (0:13.30)	1:01.68 [3] (0:12.68)	0:49.00 [3] (0:12.16)	0:36.84	-1

Scratched: Word From Above (#4), Lovely Leigh (#6), Slava Omniawondain (#3)

Track Rating: Synthetic, Weather: Fine, Rail Position: True

Section				600m	400m	200m			Last 600m		
Field Times				0:36.42 (0:11.85)	0:24.57 (0:12.17)	0:12.40 (0:12.40)			0:36.42		
Rank	TAB	Horse/Jockey	Barrier	Top Speed [km/h]	Fastest Section	Margin			Distance Travelled [m]		
1	1	DOUBLE QUICK Jai Williams	4	62.5 600m	0:08.14 Overall	0:36.42 [1] (0:11.85)	0:24.57 [1] (0:12.17)	0:12.40 [1] (0:12.40)	2:01.75	0:36.42	
2	8	TOOTSIE Michael Cahill	8	62.0 600m	0:08.49 Overall	0:36.53 [2] (0:11.95)	0:24.58 [2] (0:12.19)	0:12.39 [3] (0:12.39)	0.8L	0:36.53	+3
3	2	ROCHEAUX Emily Lang	6	62.6 600m	0:08.57 Overall	0:36.47 [3] (0:11.92)	0:24.55 [3] (0:12.13)	0:12.42 [2] (0:12.42)	0.9L	0:36.47	+8
4	7	RED VEGAS Stacey Callow	5	61.8 600m	0:09.06 Overall	0:36.48 [5] (0:11.93)	0:24.55 [5] (0:12.18)	0:12.37 [5] (0:12.37)	2.9L	0:36.48	+1
5	5	LOVE LOCH Wanderson D'Avila	1	62.6 600m	0:08.44 Overall	0:36.84 [4] (0:11.95)	0:24.89 [4] (0:12.27)	0:12.62 [4] (0:12.62)	3.2L	0:36.84	-1

Scratched: Word From Above (#4), Lovely Leigh (#6), Slava Omniawondain (#3)



Horse/Jockey Name	Double Quick
Final Rank	1
Fastest Section Time (Section)	0:08.14 (Overall)
Top Speed [km/h] (Section)	62.5 (600m)
Race State	Finished



Aquis Park Gold Coast Poly QLD Professional

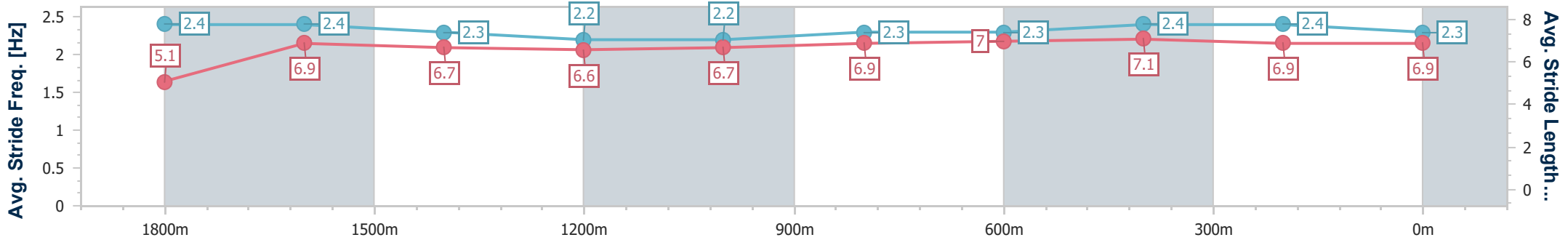
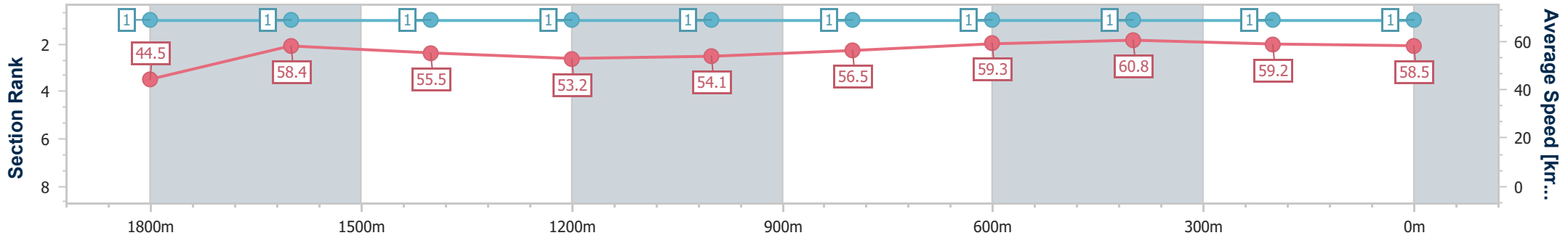
Race 1: Alder Constructions Maiden Plate - 1900m

14 October 2023 - 13:08

Track Rating: Synthetic, Weather: Fine, Rail Position: True



Section	Overall	1800m	1600m	1400m	1200m	1000m	800m	600m	400m	200m
Section Times	2:01.75 [1] (0:08.14)	1:53.61 [1] (0:12.33)	1:41.28 [1] (0:13.01)	1:28.27 [1] (0:13.61)	1:14.66 [1] (0:13.29)	1:01.37 [1] (0:12.79)	0:48.58 [1] (0:12.16)	0:36.42 [1] (0:11.85)	0:24.57 [1] (0:12.17)	0:12.40 [1] (0:12.40)
Average Speed [km/h]	44.5	58.4	55.5	53.2	54.1	56.5	59.3	60.8	59.2	58.5
Top Speed [km/h]	60.7	59.6	57.1	54.5	55.6	57.6	60.9	62.5	61.0	60.8
Avg. Dist. to Rail [m]	1.9	0.7	1.1	0.4	0.4	0.4	0.7	0.5	1.7	5.3
Avg. Stride Freq. [Hz]	2.4	2.4	2.3	2.2	2.2	2.3	2.3	2.4	2.4	2.3
Avg. Stride Length [m]	5.1	6.9	6.7	6.6	6.7	6.9	7.0	7.1	6.9	6.9



- [] Ranking at each section and finish
- .-.- No data available at this section
- NA No data available



Horse/Jockey Name	Tootsie
Final Rank	2
Fastest Section Time (Section)	0:08.49 (Overall)
Top Speed [km/h] (Section)	62.0 (600m)
Race State	Finished



Aquis Park Gold Coast Poly QLD Professional

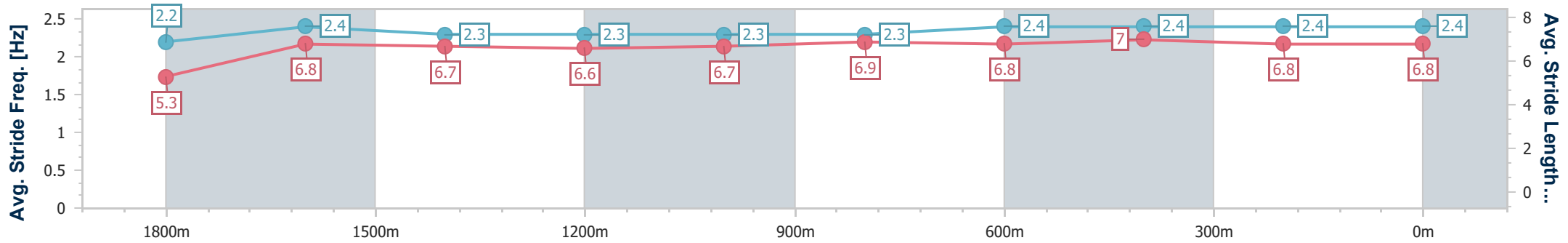
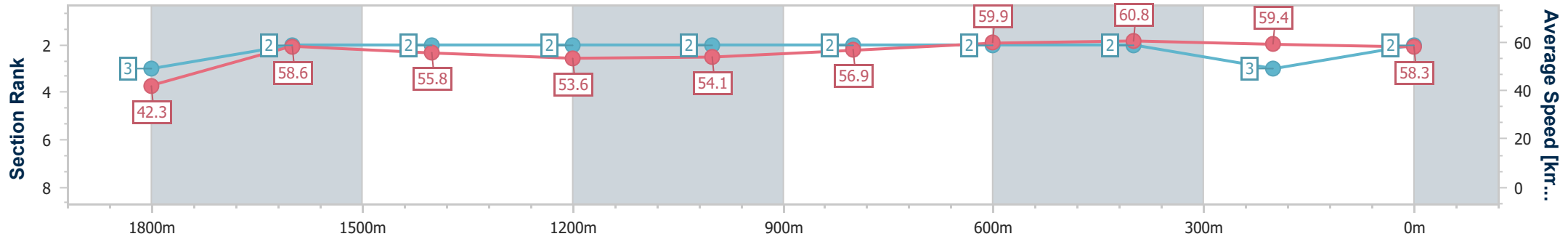
Race 1: Alder Constructions Maiden Plate - 1900m

14 October 2023 - 13:08

Track Rating: Synthetic, Weather: Fine, Rail Position: True



Section	Overall	1800m	1600m	1400m	1200m	1000m	800m	600m	400m	200m
Section Times	2:01.92 [2] (0:08.49)	1:53.43 [3] (0:12.30)	1:41.13 [2] (0:12.94)	1:28.19 [2] (0:13.56)	1:14.63 [2] (0:13.29)	1:01.34 [2] (0:12.67)	0:48.67 [2] (0:12.14)	0:36.53 [2] (0:11.95)	0:24.58 [2] (0:12.19)	0:12.39 [3] (0:12.39)
Average Speed [km/h]	42.3	58.6	55.8	53.6	54.1	56.9	59.9	60.8	59.4	58.3
Top Speed [km/h]	56.8	59.8	56.7	55.1	56.0	58.5	61.5	62.0	60.6	59.5
Avg. Dist. to Rail [m]	3.7	0.6	1.3	1.1	1.4	1.4	1.7	1.8	3.7	7.7
Avg. Stride Freq. [Hz]	2.2	2.4	2.3	2.3	2.3	2.3	2.4	2.4	2.4	2.4
Avg. Stride Length [m]	5.3	6.8	6.7	6.6	6.7	6.9	6.8	7.0	6.8	6.8



- [] Ranking at each section and finish
- .-.- No data available at this section
- NA No data available



Horse/Jockey Name	Rocheaux
Final Rank	3
Fastest Section Time (Section)	0:08.57 (Overall)
Top Speed [km/h] (Section)	62.6 (600m)
Race State	Finished



Aquis Park Gold Coast Poly QLD Professional

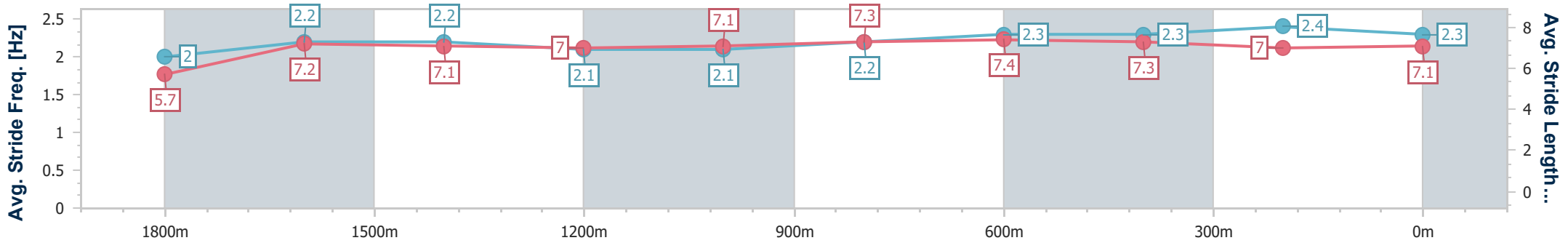
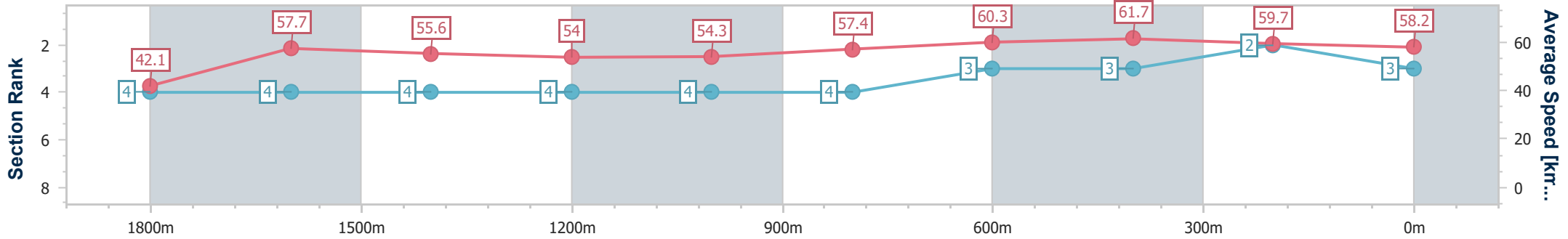
Race 1: Alder Constructions Maiden Plate - 1900m

14 October 2023 - 13:08

Track Rating: Synthetic, Weather: Fine, Rail Position: True



Section	Overall	1800m	1600m	1400m	1200m	1000m	800m	600m	400m	200m
Section Times	2:01.93 [3] (0:08.57)	1:53.36 [4] (0:12.57)	1:40.79 [4] (0:12.95)	1:27.84 [4] (0:13.52)	1:14.32 [4] (0:13.23)	1:01.09 [4] (0:12.63)	0:48.46 [4] (0:11.99)	0:36.47 [3] (0:11.92)	0:24.55 [3] (0:12.13)	0:12.42 [2] (0:12.42)
Average Speed [km/h]	42.1	57.7	55.6	54.0	54.3	57.4	60.3	61.7	59.7	58.2
Top Speed [km/h]	57.9	58.8	57.2	55.5	55.5	58.6	61.9	62.6	62.4	59.3
Avg. Dist. to Rail [m]	2.9	1.0	1.6	1.4	1.6	1.6	1.8	3.5	4.2	9.3
Avg. Stride Freq. [Hz]	2.0	2.2	2.2	2.1	2.1	2.2	2.3	2.3	2.4	2.3
Avg. Stride Length [m]	5.7	7.2	7.1	7.0	7.1	7.3	7.4	7.3	7.0	7.1



- [] Ranking at each section and finish
- .-.- No data available at this section
- NA No data available



Horse/Jockey Name	Red Vegas
Final Rank	4
Fastest Section Time (Section)	0:09.06 (Overall)
Top Speed [km/h] (Section)	61.8 (600m)
Race State	Finished



Aquis Park Gold Coast Poly QLD Professional

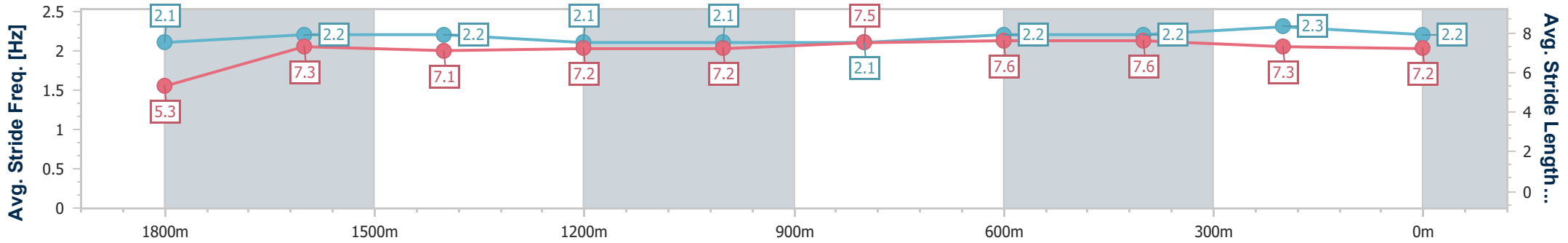
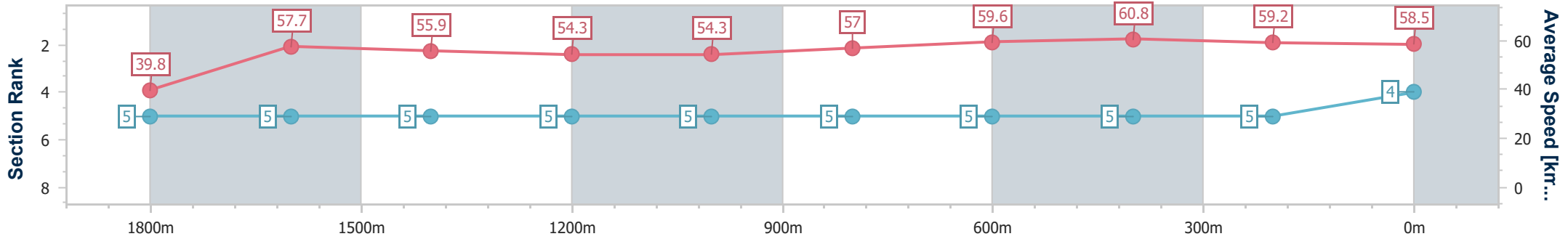
Race 1: Alder Constructions Maiden Plate - 1900m

14 October 2023 - 13:08

Track Rating: Synthetic, Weather: Fine, Rail Position: True



Section	Overall	1800m	1600m	1400m	1200m	1000m	800m	600m	400m	200m
Section Times	2:02.30 [4] (0:09.06)	1:53.24 [5] (0:12.49)	1:40.75 [5] (0:12.92)	1:27.83 [5] (0:13.31)	1:14.52 [5] (0:13.26)	1:01.26 [5] (0:12.68)	0:48.58 [5] (0:12.10)	0:36.48 [5] (0:11.93)	0:24.55 [5] (0:12.18)	0:12.37 [5] (0:12.37)
Average Speed [km/h]	39.8	57.7	55.9	54.3	54.3	57.0	59.6	60.8	59.2	58.5
Top Speed [km/h]	56.2	59.5	58.4	55.6	55.9	57.9	61.4	61.8	60.0	60.0
Avg. Dist. to Rail [m]	1.6	1.1	1.1	0.5	0.6	0.6	0.8	1.0	2.6	4.7
Avg. Stride Freq. [Hz]	2.1	2.2	2.2	2.1	2.1	2.1	2.2	2.2	2.3	2.2
Avg. Stride Length [m]	5.3	7.3	7.1	7.2	7.2	7.5	7.6	7.6	7.3	7.2



- [] Ranking at each section and finish
- .-.- No data available at this section
- NA No data available



Horse/Jockey Name	Love Loch
Final Rank	5
Fastest Section Time (Section)	0:08.44 (Overall)
Top Speed [km/h] (Section)	62.6 (600m)
Race State	Finished



Aquis Park Gold Coast Poly QLD Professional

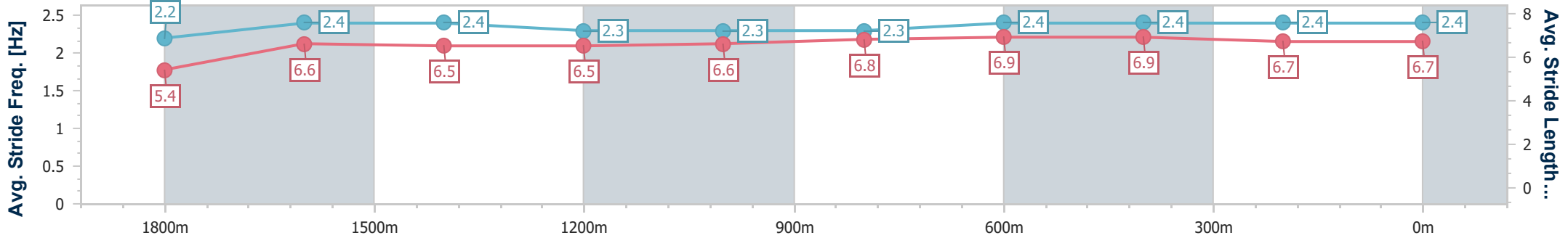
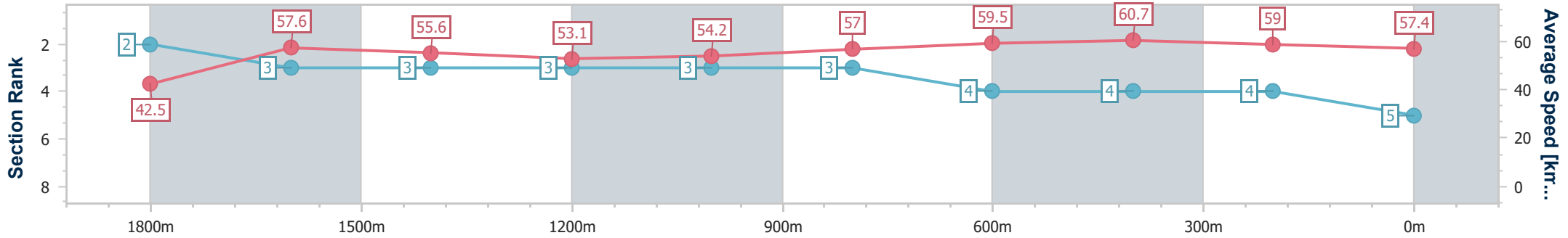
Race 1: Alder Constructions Maiden Plate - 1900m

14 October 2023 - 13:08

Track Rating: Synthetic, Weather: Fine, Rail Position: True



Section	Overall	1800m	1600m	1400m	1200m	1000m	800m	600m	400m	200m			
Section Times	2:02.37 [5] (0:08.44)	1:53.93 [2] (0:12.48)	1:41.45 [3] (0:12.87)	1:28.58 [3] (0:13.60)	1:14.98 [3] (0:13.30)	1:01.68 [3] (0:12.68)	0:49.00 [3] (0:12.16)	0:36.84 [4] (0:11.95)	0:24.89 [4] (0:12.27)	0:12.62 [4] (0:12.62)			
Average Speed [km/h]	42.5	57.6	55.6	53.1	54.2	57.0	59.5	60.7	59.0	57.4			
Top Speed [km/h]	55.8	58.8	56.8	54.4	55.7	57.9	61.6	62.6	59.7	59.3			
Avg. Dist. to Rail [m]	0.6	0.5	1.2	0.6	0.7	0.5	1.1	1.6	2.3	2.8			
Avg. Stride Freq. [Hz]	2.2	2.4	2.4	2.3	2.3	2.3	2.4	2.4	2.4	2.4			
Avg. Stride Length [m]	5.4	6.6	6.5	6.5	6.6	6.8	6.9	6.9	6.7	6.7			



- [] Ranking at each section and finish
- .-.- No data available at this section
- NA No data available