



Aquis Park Gold Coast Poly QLD Professional

Race 2: Air Control Pty Ltd Class 1 Handicap - 1050m

14 October 2023 - 13:43



Track Rating: Synthetic, Weather: Fine, Rail Position: True

Section		Overall	1000m	800m	600m	400m	200m	Last 600m					
Field Times		1:01.16 (0:04.91)	0:56.25 (0:10.80)	0:45.45 (0:10.62)	0:34.83 (0:11.08)	0:23.75 (0:11.65)	0:12.10 (0:12.10)	0:34.83					
Rank	TAB Horse/Jockey	Barrier	Top Speed [km/h]	Fastest Section	Margin							Distance Travelled [m]	
1	3 AFFINITY FLYER Jag Guthmann-Chester	3	68.9	0:04.99	1:01.16 [1] (0:04.99)	0:56.17 [6] (0:10.97)	0:45.20 [4] (0:10.72)	0:34.48 [4] (0:11.13)	0:23.35 [3] (0:11.46)	0:11.89 [3] (0:11.89)	1:01.16	0:34.48	
2	1 HAMAKI Jai Williams	1	69.4	0:05.00	1:01.26 [2] (0:05.00)	0:56.26 [7] (0:10.74)	0:45.52 [2] (0:10.75)	0:34.77 [2] (0:10.95)	0:23.82 [2] (0:11.62)	0:12.20 [1] (0:12.20)	0.5L	0:34.77	+0
3	7 RUSSIAN PINS Michael Cahill	7	70.3	0:04.95	1:01.51 [3] (0:04.95)	0:56.56 [4] (0:10.76)	0:45.80 [1] (0:10.62)	0:35.18 [1] (0:11.08)	0:24.10 [1] (0:11.66)	0:12.44 [2] (0:12.44)	1.8L	0:35.18	-4
4	8 SWANIC BOOM Wanderson D'Avila	6	69.0	0:04.94	1:01.68 [4] (0:04.94)	0:56.74 [3] (0:11.23)	0:45.51 [7] (0:10.74)	0:34.77 [6] (0:11.20)	0:23.57 [6] (0:11.43)	0:12.14 [4] (0:12.14)	2.8L	0:34.77	+9
5	6 HOT SUNDAE Emily Lang	9	68.6	0:04.98	1:01.98 [5] (0:04.98)	0:57.00 [5] (0:11.37)	0:45.63 [8] (0:10.80)	0:34.83 [8] (0:11.12)	0:23.71 [7] (0:11.57)	0:12.14 [6] (0:12.14)	4.3L	0:34.83	+4
6	5 BUNNAMAGOO Noriyuki Masuda	2	68.1	0:05.09	1:02.22 [6] (0:05.09)	0:57.13 [8] (0:10.99)	0:46.14 [6] (0:10.76)	0:35.38 [5] (0:11.14)	0:24.24 [4] (0:11.80)	0:12.44 [5] (0:12.44)	5.6L	0:35.38	+1
7	2 COODARADY Jason Taylor	4	68.1	0:04.93	1:03.42 [7] (0:04.93)	0:58.49 [2] (0:11.13)	0:47.36 [5] (0:10.91)	0:36.45 [7] (0:11.35)	0:25.10 [8] (0:12.21)	0:12.89 [8] (0:12.89)	12.6L	0:36.45	+2
8	9 SHE'S SO VAIN Cecily Eaton	8	69.4	0:04.91	1:03.46 [8] (0:04.91)	0:58.55 [1] (0:10.94)	0:47.61 [3] (0:10.81)	0:36.80 [3] (0:11.43)	0:25.37 [5] (0:12.35)	0:13.02 [7] (0:13.02)	12.8L	0:36.80	+5

Scratched: Badgers Nuts (#4)

[] Ranking at each section and finish
 -:-:- No data available at this section
 NA No data available

SCN Saddle cloth number
 DNF Did not finish
 DNT Did not track



Horse/Jockey Name	Affinity Flyer
Final Rank	1
Fastest Section Time (Section)	0:04.99 (Overall)
Top Speed [km/h] (Section)	68.9 (1000m)
Race State	Finished



Aquis Park Gold Coast Poly QLD Professional

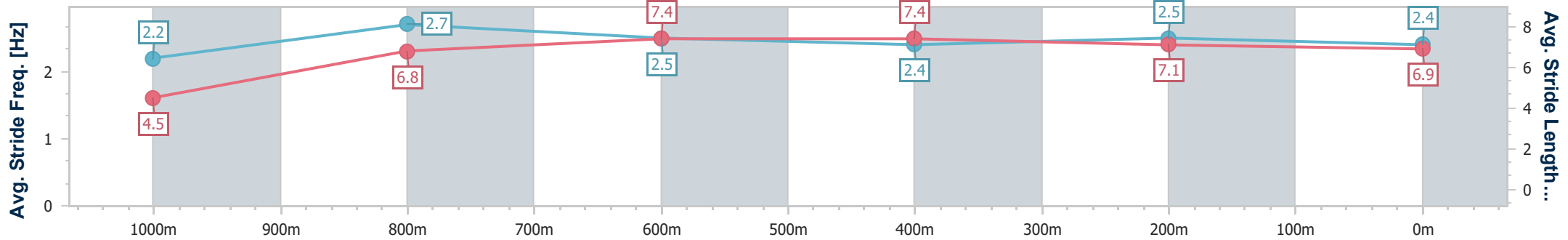
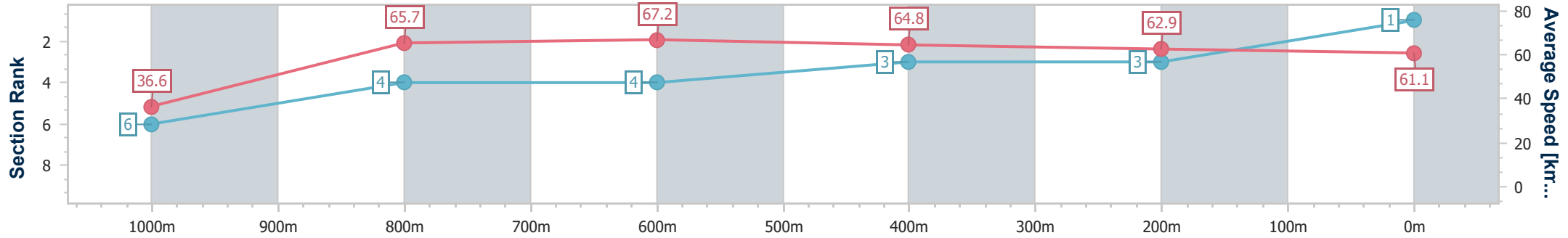
Race 2: Air Control Pty Ltd Class 1 Handicap - 1050m

14 October 2023 - 13:43

Track Rating: Synthetic, Weather: Fine, Rail Position: True



Section	Overall	1000m	800m	600m	400m	200m
Section Times	1:01.16 [1] (0:04.99)	0:56.17 [6] (0:10.97)	0:45.20 [4] (0:10.72)	0:34.48 [4] (0:11.13)	0:23.35 [3] (0:11.46)	0:11.89 [3] (0:11.89)
Average Speed [km/h]	36.6	65.7	67.2	64.8	62.9	61.1
Top Speed [km/h]	56.7	68.9	68.8	67.7	63.6	63.2
Avg. Dist. to Rail [m]	2.2	1.0	0.6	0.3	2.2	3.5
Avg. Stride Freq. [Hz]	2.2	2.7	2.5	2.4	2.5	2.4
Avg. Stride Length [m]	4.5	6.8	7.4	7.4	7.1	6.9



- [] Ranking at each section and finish
- .-.- No data available at this section
- NA No data available



Horse/Jockey Name	Hamaki
Final Rank	2
Fastest Section Time (Section)	0:05.00 (Overall)
Top Speed [km/h] (Section)	69.4 (1000m)
Race State	Finished



Aquis Park Gold Coast Poly QLD Professional

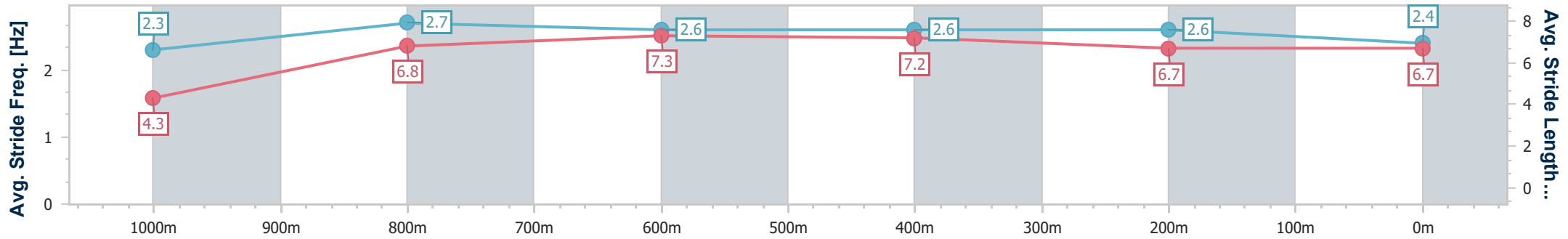
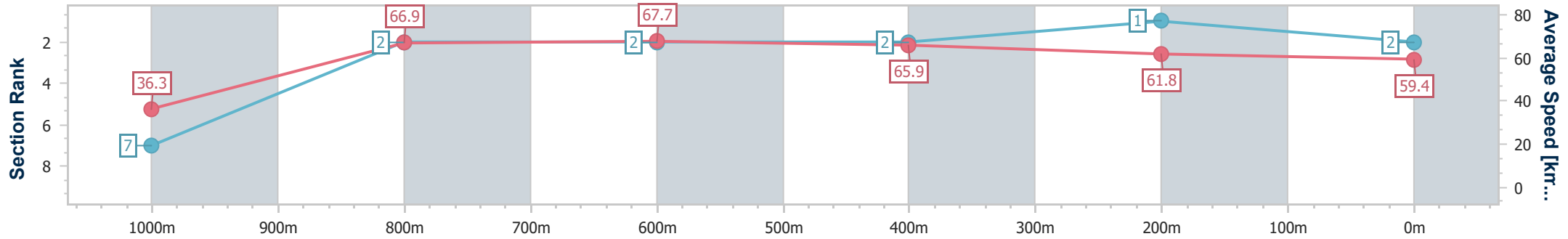
Race 2: Air Control Pty Ltd Class 1 Handicap - 1050m

14 October 2023 - 13:43

Track Rating: Synthetic, Weather: Fine, Rail Position: True



Section	Overall	1000m	800m	600m	400m	200m
Section Times	1:01.26 [2] (0:05.00)	0:56.26 [7] (0:10.74)	0:45.52 [2] (0:10.75)	0:34.77 [2] (0:10.95)	0:23.82 [2] (0:11.62)	0:12.20 [1] (0:12.20)
Average Speed [km/h]	36.3	66.9	67.7	65.9	61.8	59.4
Top Speed [km/h]	57.7	69.4	68.5	68.1	64.8	61.9
Avg. Dist. to Rail [m]	0.7	0.3	1.4	1.2	1.0	2.3
Avg. Stride Freq. [Hz]	2.3	2.7	2.6	2.6	2.6	2.4
Avg. Stride Length [m]	4.3	6.8	7.3	7.2	6.7	6.7



- [] Ranking at each section and finish
- .-.- No data available at this section
- NA No data available



Horse/Jockey Name	Russian Pins
Final Rank	3
Fastest Section Time (Section)	0:04.95 (Overall)
Top Speed [km/h] (Section)	70.3 (1000m)
Race State	Finished



Aquis Park Gold Coast Poly QLD Professional

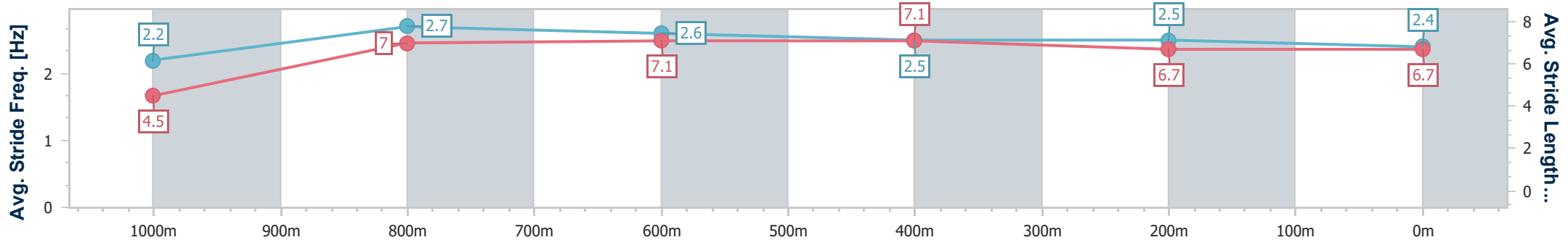
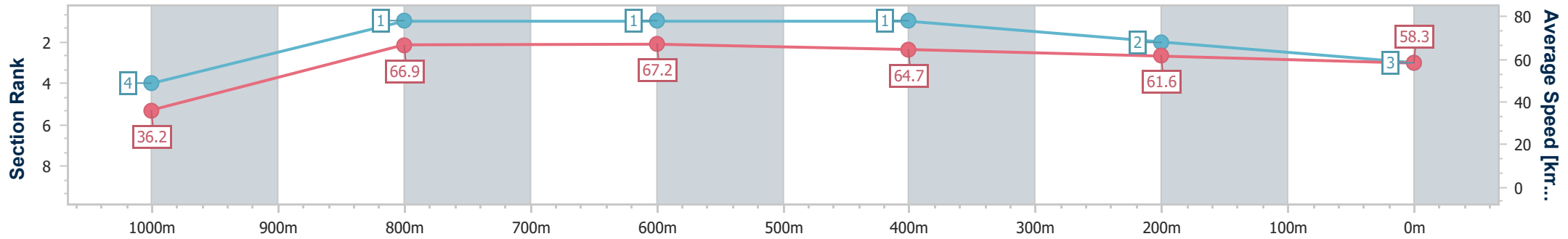
Race 2: Air Control Pty Ltd Class 1 Handicap - 1050m

14 October 2023 - 13:43

Track Rating: Synthetic, Weather: Fine, Rail Position: True



Section	Overall	1000m	800m	600m	400m	200m
Section Times	1:01.51 [3] (0:04.95)	0:56.56 [4] (0:10.76)	0:45.80 [1] (0:10.62)	0:35.18 [1] (0:11.08)	0:24.10 [1] (0:11.66)	0:12.44 [2] (0:12.44)
Average Speed [km/h]	36.2	66.9	67.2	64.7	61.6	58.3
Top Speed [km/h]	57.1	70.3	69.6	66.7	63.4	61.6
Avg. Dist. to Rail [m]	4.0	1.6	1.2	0.6	0.3	0.4
Avg. Stride Freq. [Hz]	2.2	2.7	2.6	2.5	2.5	2.4
Avg. Stride Length [m]	4.5	7.0	7.1	7.1	6.7	6.7



- [] Ranking at each section and finish
- .-.- No data available at this section
- NA No data available



Horse/Jockey Name	Swanic Boom
Final Rank	4
Fastest Section Time (Section)	0:04.94 (Overall)
Top Speed [km/h] (Section)	69.0 (800m)
Race State	Finished



Aquis Park Gold Coast Poly QLD Professional

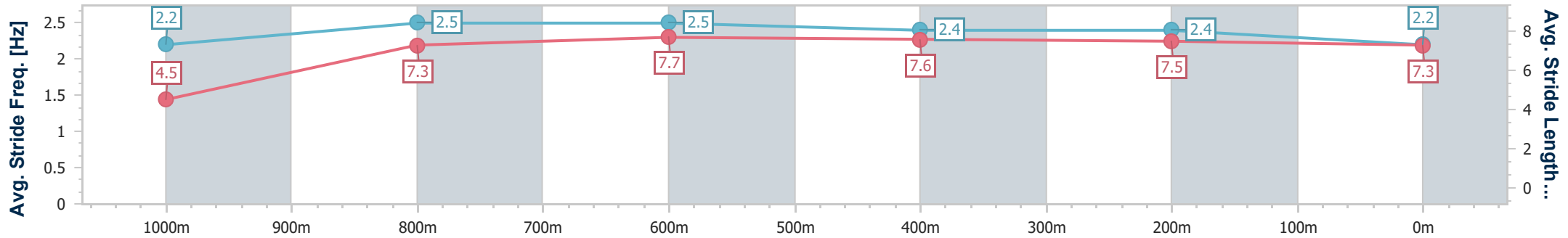
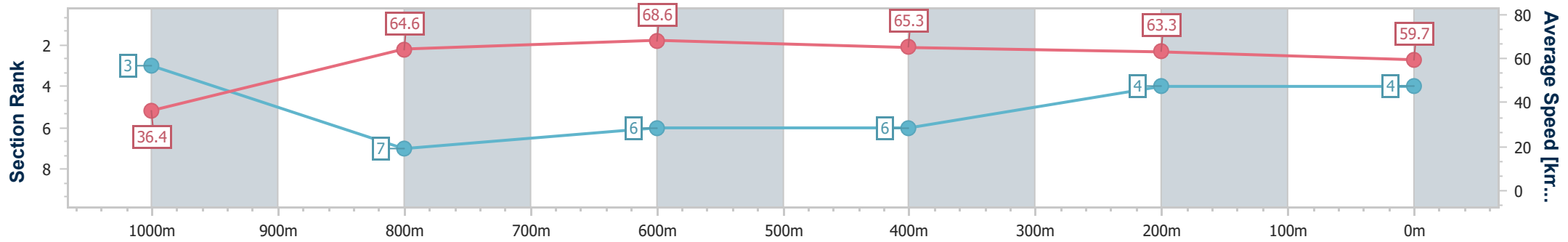
Race 2: Air Control Pty Ltd Class 1 Handicap - 1050m

14 October 2023 - 13:43

Track Rating: Synthetic, Weather: Fine, Rail Position: True



Section	Overall	1000m	800m	600m	400m	200m
Section Times	1:01.68 [4] (0:04.94)	0:56.74 [3] (0:11.23)	0:45.51 [7] (0:10.74)	0:34.77 [6] (0:11.20)	0:23.57 [6] (0:11.43)	0:12.14 [4]
Average Speed [km/h]	36.4	64.6	68.6	65.3	63.3	59.7
Top Speed [km/h]	56.2	68.3	69.0	68.4	64.8	61.6
Avg. Dist. to Rail [m]	4.2	2.7	3.7	3.2	3.9	5.0
Avg. Stride Freq. [Hz]	2.2	2.5	2.5	2.4	2.4	2.2
Avg. Stride Length [m]	4.5	7.3	7.7	7.6	7.5	7.3



- [] Ranking at each section and finish
- .-.- No data available at this section
- NA No data available



Horse/Jockey Name	Hot Sundae
Final Rank	5
Fastest Section Time (Section)	0:04.98 (Overall)
Top Speed [km/h] (Section)	68.6 (800m)
Race State	Finished



Aquis Park Gold Coast Poly QLD Professional

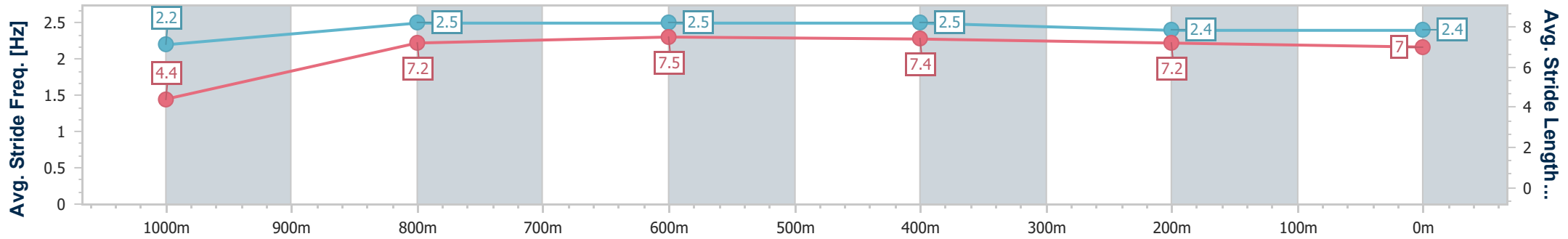
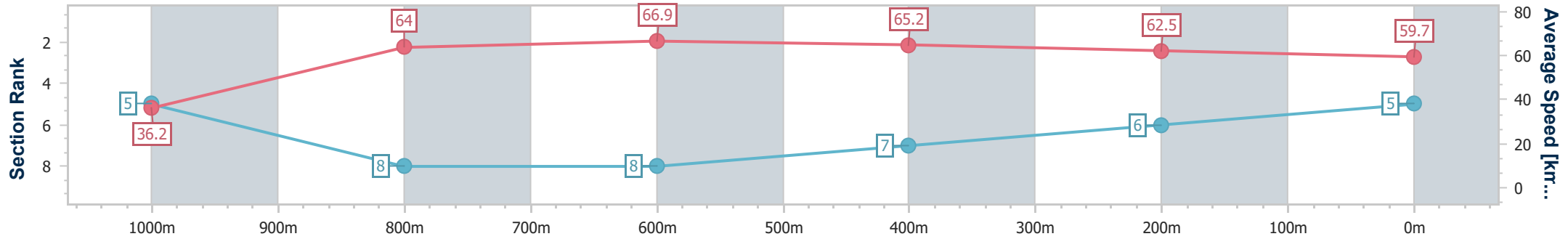
Race 2: Air Control Pty Ltd Class 1 Handicap - 1050m

14 October 2023 - 13:43

Track Rating: Synthetic, Weather: Fine, Rail Position: True



Section	Overall	1000m	800m	600m	400m	200m
Section Times	1:01.98 [5] (0:04.98)	0:57.00 [5] (0:11.37)	0:45.63 [8] (0:10.80)	0:34.83 [8] (0:11.12)	0:23.71 [7] (0:11.57)	0:12.14 [6] (0:12.14)
Average Speed [km/h]	36.2	64.0	66.9	65.2	62.5	59.7
Top Speed [km/h]	54.8	68.2	68.6	67.7	64.3	62.7
Avg. Dist. to Rail [m]	7.8	4.8	1.0	2.1	2.9	6.0
Avg. Stride Freq. [Hz]	2.2	2.5	2.5	2.5	2.4	2.4
Avg. Stride Length [m]	4.4	7.2	7.5	7.4	7.2	7.0



- [] Ranking at each section and finish
- .-.- No data available at this section
- NA No data available



Horse/Jockey Name	Bunnamagoo
Final Rank	6
Fastest Section Time (Section)	0:05.09 (Overall)
Top Speed [km/h] (Section)	68.1 (1000m)
Race State	Finished



Aquis Park Gold Coast Poly QLD Professional

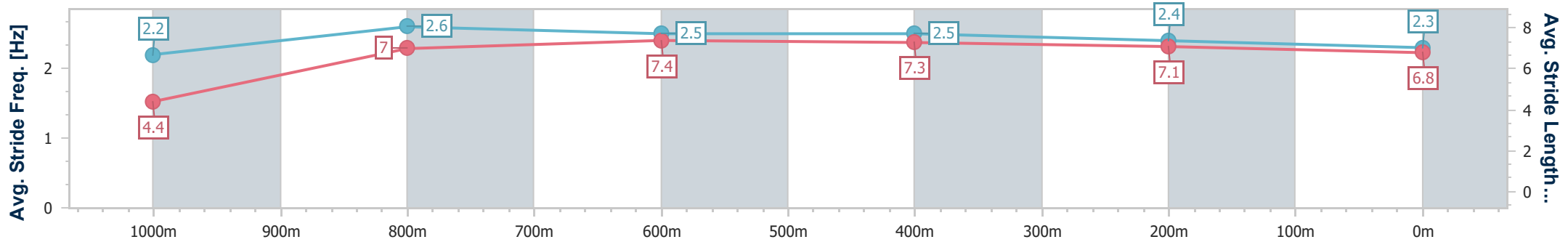
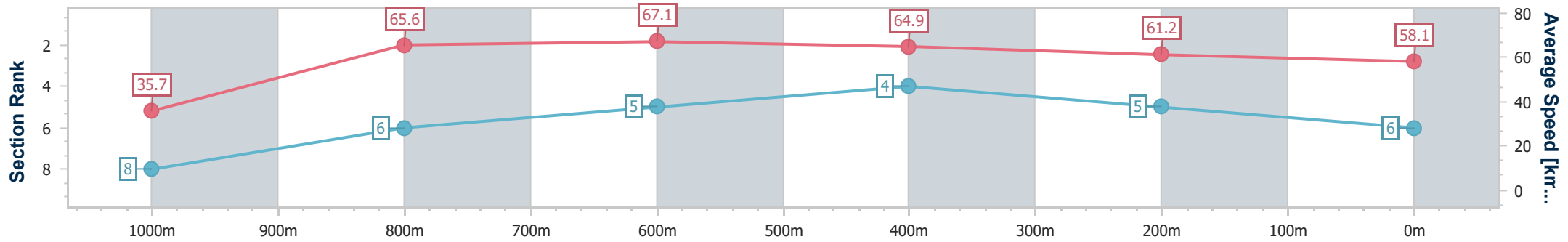
Race 2: Air Control Pty Ltd Class 1 Handicap - 1050m

14 October 2023 - 13:43

Track Rating: Synthetic, Weather: Fine, Rail Position: True



Section	Overall	1000m	800m	600m	400m	200m
Section Times	1:02.22 [6] (0:05.09)	0:57.13 [8] (0:10.99)	0:46.14 [6] (0:10.76)	0:35.38 [5] (0:11.14)	0:24.24 [4] (0:11.80)	0:12.44 [5] (0:12.44)
Average Speed [km/h]	35.7	65.6	67.1	64.9	61.2	58.1
Top Speed [km/h]	57.5	68.1	68.0	66.9	62.1	60.5
Avg. Dist. to Rail [m]	1.9	0.8	0.8	1.2	1.6	3.0
Avg. Stride Freq. [Hz]	2.2	2.6	2.5	2.5	2.4	2.3
Avg. Stride Length [m]	4.4	7.0	7.4	7.3	7.1	6.8



- [] Ranking at each section and finish
- .-.- No data available at this section
- NA No data available



Horse/Jockey Name	Coodarady
Final Rank	7
Fastest Section Time (Section)	0:04.93 (Overall)
Top Speed [km/h] (Section)	68.1 (800m)
Race State	Finished



Aquis Park Gold Coast Poly QLD Professional

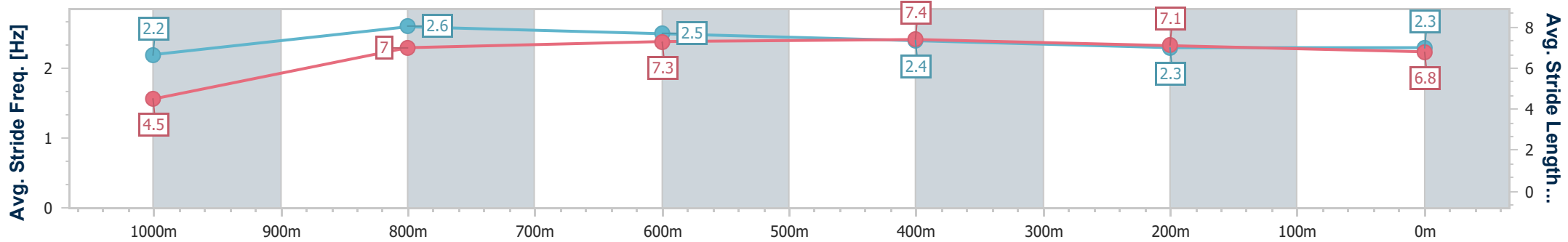
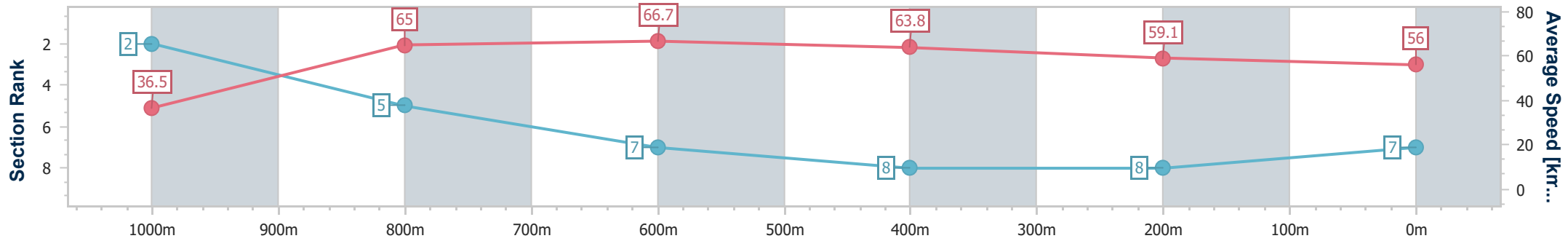
Race 2: Air Control Pty Ltd Class 1 Handicap - 1050m

14 October 2023 - 13:43

Track Rating: Synthetic, Weather: Fine, Rail Position: True



Section	Overall	1000m	800m	600m	400m	200m
Section Times	1:03.42 [7] (0:04.93)	0:58.49 [2] (0:11.13)	0:47.36 [5] (0:10.91)	0:36.45 [7] (0:11.35)	0:25.10 [8] (0:12.21)	0:12.89 [8] (0:12.89)
Average Speed [km/h]	36.5	65.0	66.7	63.8	59.1	56.0
Top Speed [km/h]	56.7	67.4	68.1	66.1	61.2	57.6
Avg. Dist. to Rail [m]	3.0	1.8	1.7	1.7	0.9	2.0
Avg. Stride Freq. [Hz]	2.2	2.6	2.5	2.4	2.3	2.3
Avg. Stride Length [m]	4.5	7.0	7.3	7.4	7.1	6.8



- [] Ranking at each section and finish
- .-.- No data available at this section
- NA No data available



Horse/Jockey Name	She's So Vain
Final Rank	8
Fastest Section Time (Section)	0:04.91 (Overall)
Top Speed [km/h] (Section)	69.4 (1000m)
Race State	Finished



Aquis Park Gold Coast Poly QLD Professional

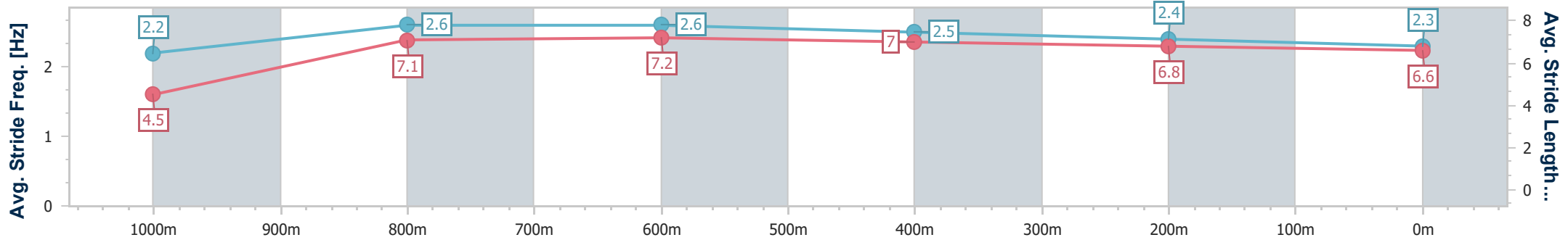
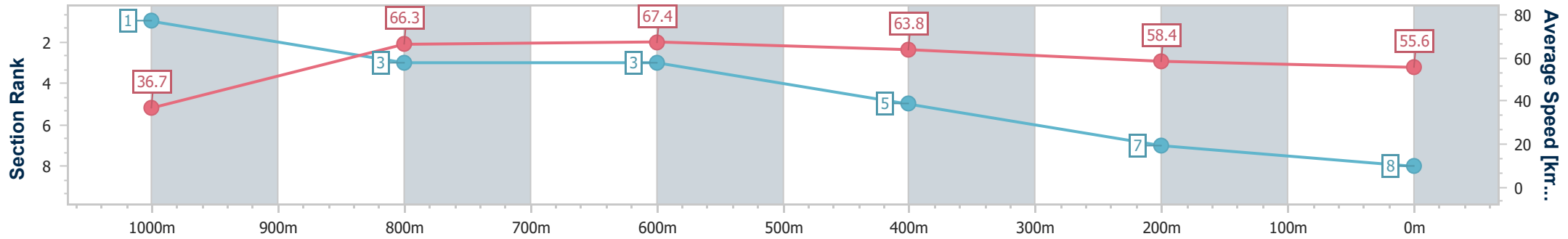
Race 2: Air Control Pty Ltd Class 1 Handicap - 1050m

14 October 2023 - 13:43

Track Rating: Synthetic, Weather: Fine, Rail Position: True



Section	Overall	1000m	800m	600m	400m	200m
Section Times	1:03.46 [8] (0:04.91)	0:58.55 [1] (0:10.94)	0:47.61 [3] (0:10.81)	0:36.80 [3] (0:11.43)	0:25.37 [5] (0:12.35)	0:13.02 [7] (0:13.02)
Average Speed [km/h]	36.7	66.3	67.4	63.8	58.4	55.6
Top Speed [km/h]	56.1	69.4	69.4	65.7	60.6	57.4
Avg. Dist. to Rail [m]	6.7	3.6	2.3	2.5	2.2	4.0
Avg. Stride Freq. [Hz]	2.2	2.6	2.6	2.5	2.4	2.3
Avg. Stride Length [m]	4.5	7.1	7.2	7.0	6.8	6.6



- [] Ranking at each section and finish
- .-.-.- No data available at this section
- NA No data available