

Track Rating: Synthetic, Weather: Fine, Rail Position: True

Section		Overall	1400m	1200m	1000m	800m	600m	400m	Last 600m				
Field Times		1:35.67 (0:10.22)	1:25.45 (0:11.29)	1:14.16 (0:11.13)	1:03.03 (0:11.91)	0:51.12 (0:12.17)	0:38.95 (0:12.17)	0:26.78 (0:13.07)	0:38.95				
Rank	TAB Horse/Jockey	Barrier	Top Speed [km/h]	Fastest Section									Distance Travelled [m]
1	6 NGOZI Stacey Callow	2	63.3 1200m	0:10.68 Overall	1:35.67 [1] (0:10.68)	1:24.99 [4] (0:12.00)	1:12.99 [4] (0:11.52)	1:01.47 [4] (0:11.54)	0:49.93 [4] (0:11.78)	0:38.15 [4] (0:12.15)	0:26.00 [4] (0:12.73)	0:38.15	
2	2 CARDIATIC Noriyuki Masuda	5	62.3 600m	0:11.06 Overall	1:35.93 [2] (0:11.06)	1:24.87 [6] (0:12.30)	1:12.57 [6] (0:11.84)	1:00.73 [6] (0:11.81)	0:48.92 [6] (0:11.97)	0:36.95 [6] (0:12.06)	0:24.89 [5] (0:12.30)	0:36.95	+6
3	4 PABALLO Jai Williams	1	66.4 1200m	0:10.22 Overall	1:35.94 [3] (0:10.22)	1:25.72 [2] (0:11.46)	1:14.26 [2] (0:11.16)	1:03.10 [2] (0:11.84)	0:51.26 [2] (0:12.05)	0:39.21 [2] (0:12.16)	0:27.05 [1] (0:13.07)	0:39.21	-2
4	5 ANOTHERLOVELYDAY Wanderson D'Avila	3	65.8 1200m	0:10.25 Overall	1:36.28 [4] (0:10.25)	1:26.03 [3] (0:11.63)	1:14.40 [3] (0:11.23)	1:03.17 [3] (0:11.72)	0:51.45 [3] (0:12.17)	0:39.28 [3] (0:12.34)	0:26.94 [3] (0:13.18)	0:39.28	+3
5	1 THE BRONX BULL Jasper Franklin	4	67.1 1200m	0:10.22 Overall	1:36.65 [5] (0:10.22)	1:26.43 [1] (0:11.29)	1:15.14 [1] (0:11.13)	1:04.01 [1] (0:11.91)	0:52.10 [1] (0:12.17)	0:39.93 [1] (0:12.23)	0:27.70 [2] (0:13.13)	0:39.93	+2
6	10 ORACLE'S DRUMMER Nathan Thomas	10	62.4 1200m	0:10.81 Overall	1:38.28 [6] (0:10.81)	1:27.47 [5] (0:12.29)	1:15.18 [5] (0:11.66)	1:03.52 [5] (0:11.99)	0:51.53 [5] (0:12.12)	0:39.41 [5] (0:12.20)	0:27.21 [6] (0:12.85)	0:39.41	+2

Scratched: Amazing Journey (#3), Shotgun Sixtyfour (#7), Magic Of Millo (#9), Red Vegas (#11), Giselle's Gamble (#8)

Track Rating: Synthetic, Weather: Fine, Rail Position: True

Section				200m				Last 600m	
Field Times				0:13.71 (0:13.71)				0:38.95	
Rank	TAB	Horse/Jockey	Barrier	Top Speed [km/h]	Fastest Section	Margin			Distance Travelled [m]
1	6	NGOZI Stacey Callow	2	63.3 1200m	0:10.68 Overall	0:13.27 [3] (0:13.27)	1:35.67		0:38.15
2	2	CARDIATIC Noriyuki Masuda	5	62.3 600m	0:11.06 Overall	0:12.59 [5] (0:12.59)	1.5L		0:36.95 +6
3	4	PABALLO Jai Williams	1	66.4 1200m	0:10.22 Overall	0:13.98 [1] (0:13.98)	1.6L		0:39.21 -2
4	5	ANOTHERLOVELYDAY Wanderson D'Avila	3	65.8 1200m	0:10.25 Overall	0:13.76 [4] (0:13.76)	3.4L		0:39.28 +3
5	1	THE BRONX BULL Jasper Franklin	4	67.1 1200m	0:10.22 Overall	0:14.57 [2] (0:14.57)	5.4L		0:39.93 +2
6	10	ORACLE'S DRUMMER Nathan Thomas	10	62.4 1200m	0:10.81 Overall	0:14.36 [6] (0:14.36)	14.9L		0:39.41 +2

Scratched: Amazing Journey (#3), Shotgun Sixtyfour (#7), Magic Of Millo (#9), Red Vegas (#11), Giselle's Gamble (#8)



Horse/Jockey Name	Ngozi
Final Rank	1
Fastest Section Time (Section)	0:10.68 (Overall)
Top Speed [km/h] (Section)	63.3 (1200m)
Race State	Finished



Aquis Park Gold Coast Poly QLD Professional

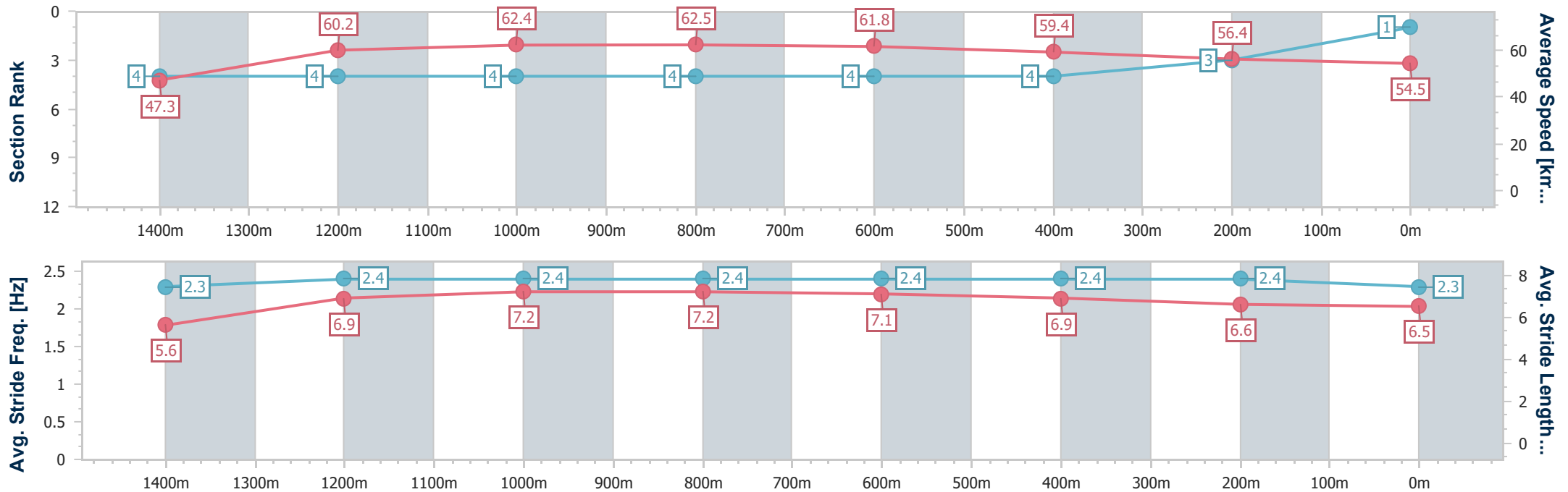
Race 3: BEAM Concreting Maiden Handicap - 1540m

14 October 2023 - 14:19

Track Rating: Synthetic, Weather: Fine, Rail Position: True



Section	Overall	1400m	1200m	1000m	800m	600m	400m	200m
Section Times	1:35.67 [1] (0:10.68)	1:24.99 [4] (0:12.00)	1:12.99 [4] (0:11.52)	1:01.47 [4] (0:11.54)	0:49.93 [4] (0:11.78)	0:38.15 [4] (0:12.15)	0:26.00 [4] (0:12.73)	0:13.27 [3] (0:13.27)
Average Speed [km/h]	47.3	60.2	62.4	62.5	61.8	59.4	56.4	54.5
Top Speed [km/h]	60.7	61.4	63.3	63.1	62.2	62.0	57.9	55.9
Avg. Dist. to Rail [m]	2.9	0.5	0.9	0.6	1.6	0.7	0.4	0.5
Avg. Stride Freq. [Hz]	2.3	2.4	2.4	2.4	2.4	2.4	2.4	2.3
Avg. Stride Length [m]	5.6	6.9	7.2	7.2	7.1	6.9	6.6	6.5



- [] Ranking at each section and finish
- .-.- No data available at this section
- NA No data available



Horse/Jockey Name	Cardiatic
Final Rank	2
Fastest Section Time (Section)	0:11.06 (Overall)
Top Speed [km/h] (Section)	62.3 (600m)
Race State	Finished



Aquis Park Gold Coast Poly QLD Professional

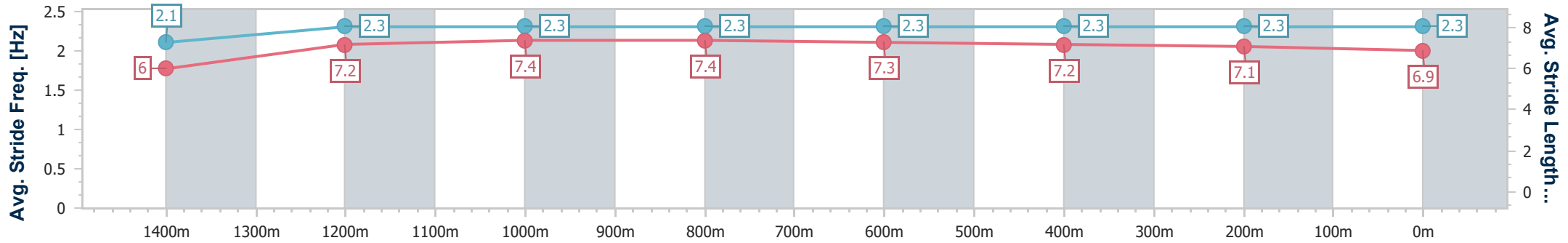
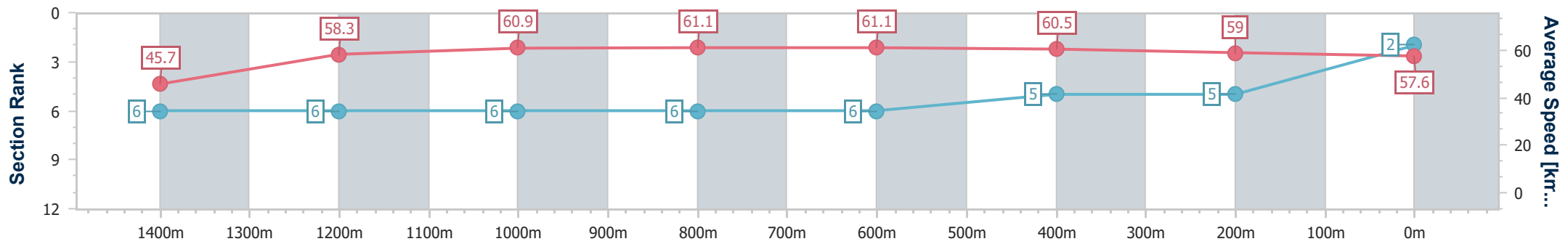
Race 3: BEAM Concreting Maiden Handicap - 1540m

14 October 2023 - 14:19

Track Rating: Synthetic, Weather: Fine, Rail Position: True



Section	Overall	1400m	1200m	1000m	800m	600m	400m	200m
Section Times	1:35.93 [2] (0:11.06)	1:24.87 [6] (0:12.30)	1:12.57 [6] (0:11.84)	1:00.73 [6] (0:11.81)	0:48.92 [6] (0:11.97)	0:36.95 [6] (0:12.06)	0:24.89 [5] (0:12.30)	0:12.59 [5] (0:12.59)
Average Speed [km/h]	45.7	58.3	60.9	61.1	61.1	60.5	59.0	57.6
Top Speed [km/h]	60.1	59.8	61.9	62.1	62.2	62.3	60.1	58.6
Avg. Dist. to Rail [m]	4.5	0.4	1.3	1.4	3.1	2.8	4.2	5.0
Avg. Stride Freq. [Hz]	2.1	2.3	2.3	2.3	2.3	2.3	2.3	2.3
Avg. Stride Length [m]	6.0	7.2	7.4	7.4	7.3	7.2	7.1	6.9



- [] Ranking at each section and finish
- .-.- No data available at this section
- NA No data available



Horse/Jockey Name	Paballo
Final Rank	3
Fastest Section Time (Section)	0:10.22 (Overall)
Top Speed [km/h] (Section)	66.4 (1200m)
Race State	Finished



Aquis Park Gold Coast Poly QLD Professional

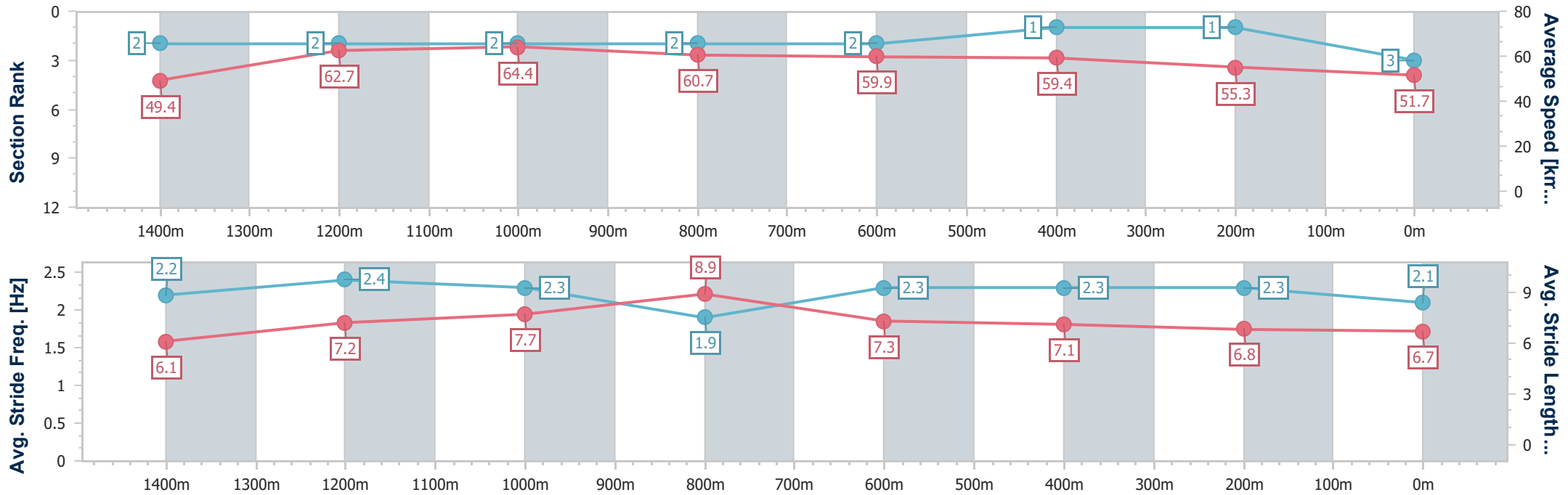
Race 3: BEAM Concreting Maiden Handicap - 1540m

14 October 2023 - 14:19

Track Rating: Synthetic, Weather: Fine, Rail Position: True



Section	Overall	1400m	1200m	1000m	800m	600m	400m	200m
Section Times	1:35.94 [3] (0:10.22)	1:25.72 [2] (0:11.46)	1:14.26 [2] (0:11.16)	1:03.10 [2] (0:11.84)	0:51.26 [2] (0:12.05)	0:39.21 [2] (0:12.16)	0:27.05 [1] (0:13.07)	0:13.98 [1] (0:13.98)
Average Speed [km/h]	49.4	62.7	64.4	60.7	59.9	59.4	55.3	51.7
Top Speed [km/h]	65.3	65.7	66.4	63.1	61.3	62.0	58.0	53.3
Avg. Dist. to Rail [m]	1.4	0.3	0.3	0.4	0.5	1.1	1.9	3.3
Avg. Stride Freq. [Hz]	2.2	2.4	2.3	1.9	2.3	2.3	2.3	2.1
Avg. Stride Length [m]	6.1	7.2	7.7	8.9	7.3	7.1	6.8	6.7



- [] Ranking at each section and finish
- .-.- No data available at this section
- NA No data available



Horse/Jockey Name	Anotherlovelyday
Final Rank	4
Fastest Section Time (Section)	0:10.25 (Overall)
Top Speed [km/h] (Section)	65.8 (1200m)
Race State	Finished



Aquis Park Gold Coast Poly QLD Professional

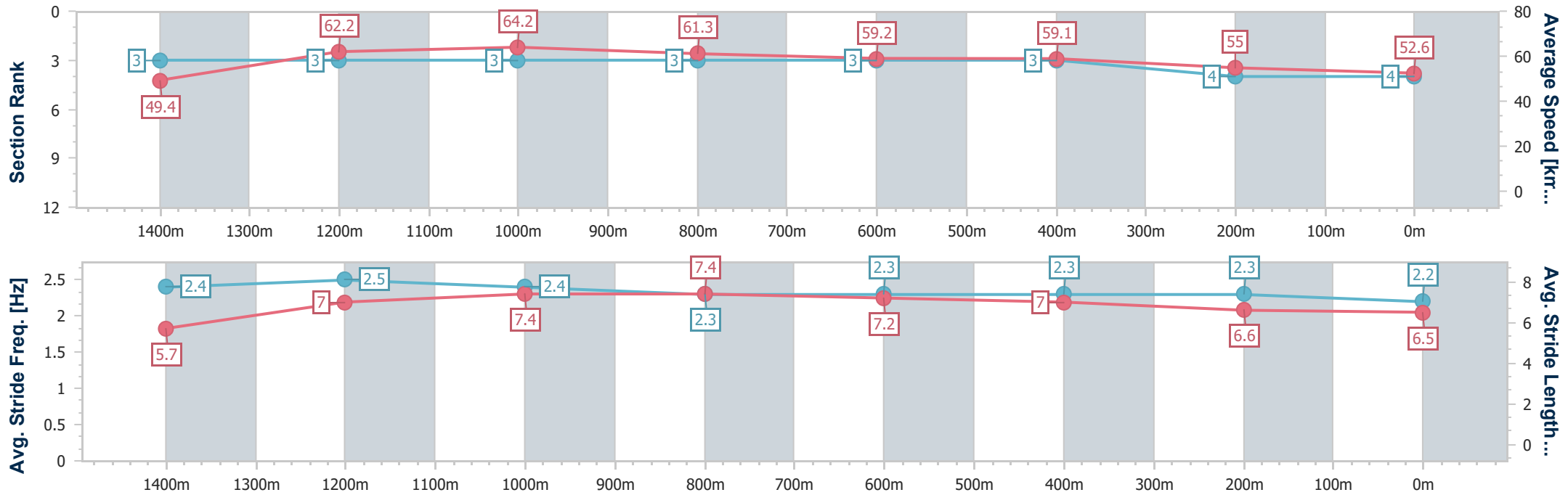
Race 3: BEAM Concreting Maiden Handicap - 1540m

14 October 2023 - 14:19

Track Rating: Synthetic, Weather: Fine, Rail Position: True



Section	Overall	1400m	1200m	1000m	800m	600m	400m	200m
Section Times	1:36.28 [4] (0:10.25)	1:26.03 [3] (0:11.63)	1:14.40 [3] (0:11.23)	1:03.17 [3] (0:11.72)	0:51.45 [3] (0:12.17)	0:39.28 [3] (0:12.34)	0:26.94 [3] (0:13.18)	0:13.76 [4] (0:13.76)
Average Speed [km/h]	49.4	62.2	64.2	61.3	59.2	59.1	55.0	52.6
Top Speed [km/h]	65.7	64.8	65.8	63.4	61.1	61.2	55.8	54.1
Avg. Dist. to Rail [m]	3.5	1.1	0.6	0.6	0.9	2.6	3.0	3.5
Avg. Stride Freq. [Hz]	2.4	2.5	2.4	2.3	2.3	2.3	2.3	2.2
Avg. Stride Length [m]	5.7	7.0	7.4	7.4	7.2	7.0	6.6	6.5



- [] Ranking at each section and finish
- .-.- No data available at this section
- NA No data available



Horse/Jockey Name	The Bronx Bull
Final Rank	5
Fastest Section Time (Section)	0:10.22 (Overall)
Top Speed [km/h] (Section)	67.1 (1200m)
Race State	Finished



Aquis Park Gold Coast Poly QLD Professional

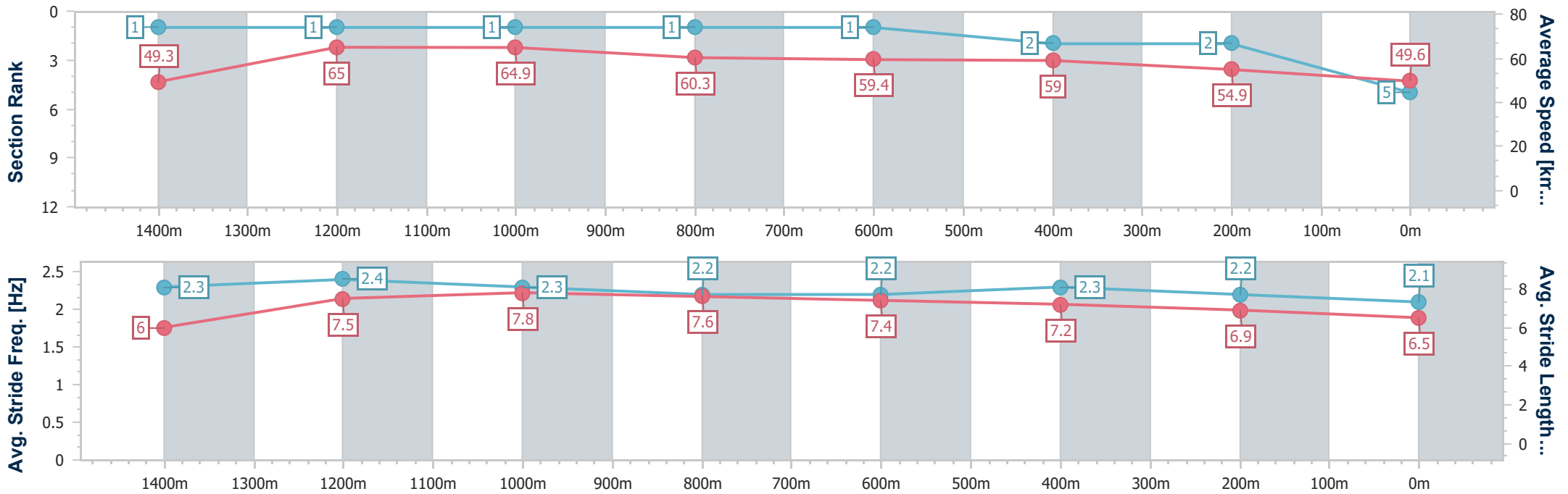
Race 3: BEAM Concreting Maiden Handicap - 1540m



14 October 2023 - 14:19

Track Rating: Synthetic, Weather: Fine, Rail Position: True

Section	Overall	1400m	1200m	1000m	800m	600m	400m	200m
Section Times	1:36.65 [5] (0:10.22)	1:26.43 [1] (0:11.29)	1:15.14 [1] (0:11.13)	1:04.01 [1] (0:11.91)	0:52.10 [1] (0:12.17)	0:39.93 [1] (0:12.23)	0:27.70 [2] (0:13.13)	0:14.57 [2] (0:14.57)
Average Speed [km/h]	49.3	65.0	64.9	60.3	59.4	59.0	54.9	49.6
Top Speed [km/h]	64.2	66.8	67.1	61.6	59.8	60.0	57.6	52.8
Avg. Dist. to Rail [m]	5.0	2.4	1.2	0.3	0.5	0.8	0.6	1.4
Avg. Stride Freq. [Hz]	2.3	2.4	2.3	2.2	2.2	2.3	2.2	2.1
Avg. Stride Length [m]	6.0	7.5	7.8	7.6	7.4	7.2	6.9	6.5



- [] Ranking at each section and finish
- .-.-.- No data available at this section
- NA No data available



Horse/Jockey Name	Oracle's Drummer
Final Rank	6
Fastest Section Time (Section)	0:10.81 (Overall)
Top Speed [km/h] (Section)	62.4 (1200m)
Race State	Finished



Aquis Park Gold Coast Poly QLD Professional

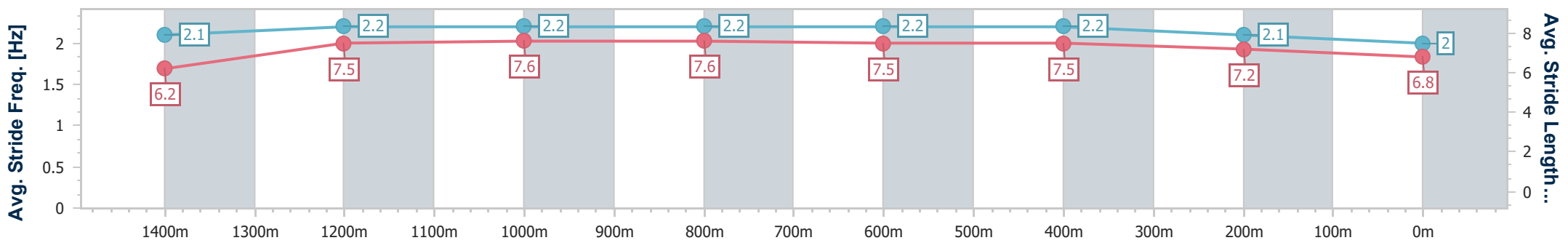
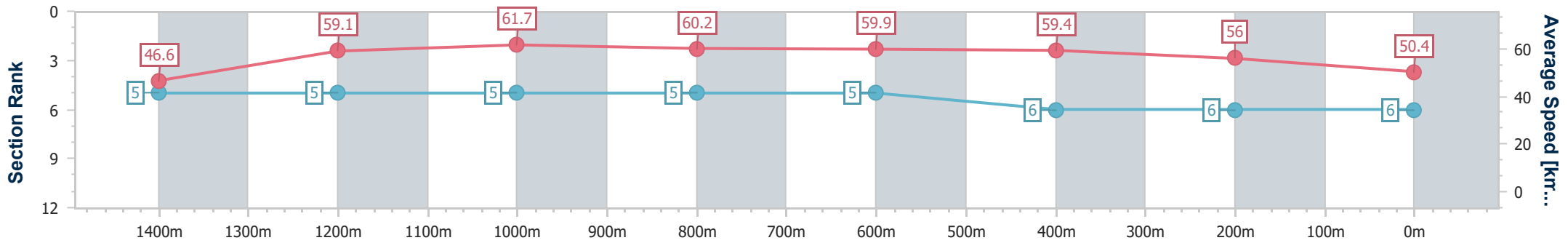
Race 3: BEAM Concreting Maiden Handicap - 1540m

14 October 2023 - 14:19

Track Rating: Synthetic, Weather: Fine, Rail Position: True



Section	Overall	1400m	1200m	1000m	800m	600m	400m	200m
Section Times	1:38.28 [6] (0:10.81)	1:27.47 [5] (0:12.29)	1:15.18 [5] (0:11.66)	1:03.52 [5] (0:11.99)	0:51.53 [5] (0:12.12)	0:39.41 [5] (0:12.20)	0:27.21 [6] (0:12.85)	0:14.36 [6] (0:14.36)
Average Speed [km/h]	46.6	59.1	61.7	60.2	59.9	59.4	56.0	50.4
Top Speed [km/h]	60.3	60.8	62.4	62.0	60.6	60.6	58.2	53.9
Avg. Dist. to Rail [m]	6.0	1.1	0.7	0.6	1.2	1.5	1.0	1.6
Avg. Stride Freq. [Hz]	2.1	2.2	2.2	2.2	2.2	2.2	2.1	2.0
Avg. Stride Length [m]	6.2	7.5	7.6	7.6	7.5	7.5	7.2	6.8



- [] Ranking at each section and finish
- .-.- No data available at this section
- NA No data available