



Aquis Park Gold Coast Poly QLD Professional

Race 6: Done Right Constructions BenchMark 58 Handicap - 2000m

14 October 2023 - 16:20



Track Rating: Synthetic, Weather: Fine, Rail Position: True

Section		Overall	1800m	1600m	1400m	1200m	1000m	800m	Last 600m				
Field Times		2:06.46 (0:14.29)	1:52.17 (0:11.75)	1:40.42 (0:12.13)	1:28.29 (0:12.77)	1:15.52 (0:12.82)	1:02.70 (0:12.84)	0:49.86 (0:12.94)	0:36.92				
Rank	TAB Horse/Jockey	Barrier	Top Speed [km/h]	Fastest Section									Distance Travelled [m]
1	1 TROPIC SANDS Craig Robertson	8	63.6 1800m	0:11.75 1800m	2:06.46 [1] (0:14.29)	1:52.17 [1] (0:11.75)	1:40.42 [1] (0:12.13)	1:28.29 [1] (0:12.77)	1:15.52 [1] (0:12.82)	1:02.70 [1] (0:12.84)	0:49.86 [1] (0:12.94)	0:36.92	
2	10 OSAKA MISS Stacey Callow	12	63.4 1800m	0:11.54 1800m	2:06.63 [2] (0:15.28)	1:51.35 [7] (0:11.54)	1:39.81 [7] (0:12.31)	1:27.50 [6] (0:12.44)	1:15.06 [6] (0:12.88)	1:02.18 [6] (0:12.98)	0:49.20 [6] (0:12.53)	0:36.67	-5
3	7 SIR ZINO Jag Guthmann-Chester	6	61.8 1800m	0:11.82 1800m	2:07.19 [3] (0:14.63)	1:52.56 [4] (0:11.82)	1:40.74 [5] (0:12.28)	1:28.46 [5] (0:12.65)	1:15.81 [5] (0:12.73)	1:03.08 [5] (0:12.97)	0:50.11 [5] (0:12.71)	0:37.40	+3
4	11 THE LOVE OF MARY Wanderson D'Avila	5	62.4 1800m	0:11.71 1800m	2:07.25 [4] (0:14.67)	1:52.58 [5] (0:11.71)	1:40.87 [4] (0:12.23)	1:28.64 [4] (0:12.69)	1:15.95 [4] (0:12.75)	1:03.20 [4] (0:12.92)	0:50.28 [4] (0:12.78)	0:37.50	-3
5	2 NITROGLYCERINE Emily Lang	9	62.2 1800m	0:11.77 1800m	2:07.30 [5] (0:14.98)	1:52.32 [6] (0:11.77)	1:40.55 [6] (0:12.40)	1:28.15 [7] (0:12.54)	1:15.61 [7] (0:12.77)	1:02.84 [7] (0:13.03)	0:49.81 [7] (0:12.28)	0:37.53	+6
6	6 LUCAMOUR Josh Adams	3	63.5 1800m	0:11.72 1800m	2:08.82 [6] (0:14.46)	1:54.36 [2] (0:11.72)	1:42.64 [3] (0:12.26)	1:30.38 [3] (0:12.72)	1:17.66 [3] (0:12.78)	1:04.88 [3] (0:12.95)	0:51.93 [3] (0:12.80)	0:39.13	-1
7	5 GREEN ESSENCE Jai Williams	2	67.9 1800m	0:11.56 1800m	2:08.92 [7] (0:14.50)	1:54.42 [3] (0:11.56)	1:42.86 [2] (0:12.24)	1:30.62 [2] (0:12.70)	1:17.92 [2] (0:12.93)	1:04.99 [2] (0:12.96)	0:52.03 [2] (0:12.69)	0:39.34	-7

Scratched: Cassowary (#12), Awesome Moon (#8), Not A Fat Boy (#13), Soobpurb Dancer (#3), Isometric (#9), Wonforwazza (#4)

[] Ranking at each section and finish
 -:-:- No data available at this section
 NA No data available

SCN Saddle cloth number
 DNF Did not finish
 DNT Did not track



Aquis Park Gold Coast Poly QLD Professional

Race 6: Done Right Constructions BenchMark 58 Handicap - 2000m



14 October 2023 - 16:20

Track Rating: Synthetic, Weather: Fine, Rail Position: True

Section					600m	400m	200m				Last 600m
Field Times					0:36.92 (0:12.40)	0:24.52 (0:12.27)	0:12.25 (0:12.25)				0:36.92
Rank	TAB	Horse/Jockey	Barrier	Top Speed [km/h]	Fastest Section	Margin			Distance Travelled [m]		
1	1	TROPIC SANDS Craig Robertson	8	63.6 1800m	0:11.75 1800m	0:36.92 [1] (0:12.40)	0:24.52 [1] (0:12.27)	0:12.25 [1] (0:12.25)	2:06.46		0:36.92
2	10	OSAKA MISS Stacey Callow	12	63.4 1800m	0:11.54 1800m	0:36.67 [7] (0:12.28)	0:24.39 [6] (0:12.14)	0:12.25 [2] (0:12.25)	0.8L		0:36.67 -5
3	7	SIR ZINO Jag Guthmann-Chester	6	61.8 1800m	0:11.82 1800m	0:37.40 [6] (0:12.34)	0:25.06 [5] (0:12.43)	0:12.63 [5] (0:12.63)	4.1L		0:37.40 +3
4	11	THE LOVE OF MARY Wanderson D'Avila	5	62.4 1800m	0:11.71 1800m	0:37.50 [4] (0:12.33)	0:25.17 [4] (0:12.32)	0:12.85 [3] (0:12.85)	4.3L		0:37.50 -3
5	2	NITROGLYCERINE Emily Lang	9	62.2 1800m	0:11.77 1800m	0:37.53 [5] (0:12.28)	0:25.25 [2] (0:12.42)	0:12.83 [4] (0:12.83)	4.5L		0:37.53 +6
6	6	LUCAMOUR Josh Adams	3	63.5 1800m	0:11.72 1800m	0:39.13 [3] (0:12.38)	0:26.75 [3] (0:12.88)	0:13.87 [6] (0:13.87)	13.3L		0:39.13 -1
7	5	GREEN ESSENCE Jai Williams	2	67.9 1800m	0:11.56 1800m	0:39.34 [2] (0:12.76)	0:26.58 [7] (0:13.17)	0:13.41 [7] (0:13.41)	13.8L		0:39.34 -7

Scratched: Cassowary (#12), Awesome Moon (#8), Not A Fat Boy (#13), Soobpurb Dancer (#3), Isometric (#9), Wonforwazza (#4)

[] Ranking at each section and finish
 -:-:- No data available at this section
 NA No data available

SCN Saddle cloth number
 DNF Did not finish
 DNT Did not track



Horse/Jockey Name	Tropic Sands
Final Rank	1
Fastest Section Time (Section)	0:11.75 (1800m)
Top Speed [km/h] (Section)	63.6 (1800m)
Race State	Finished



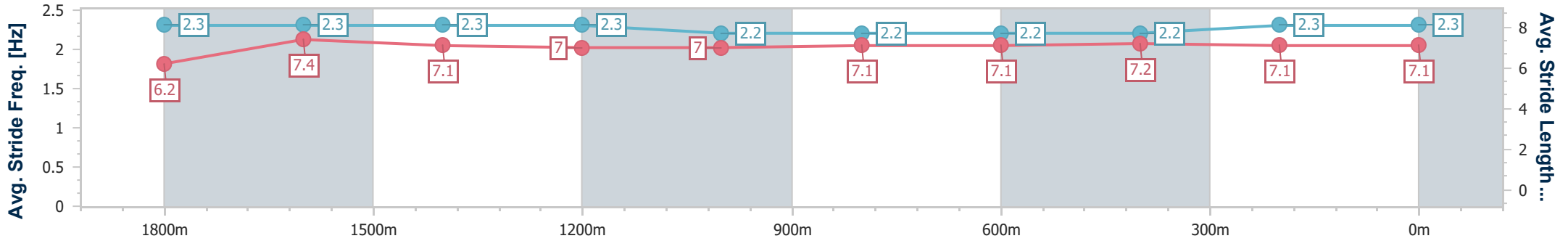
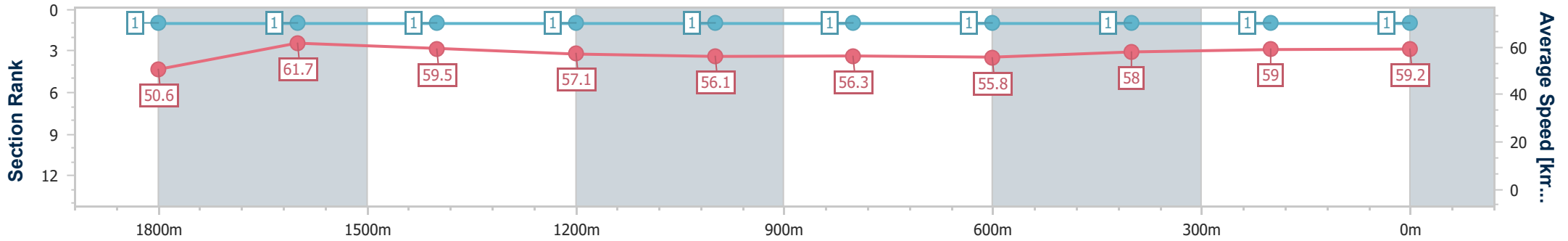
Aquis Park Gold Coast Poly QLD Professional
 Race 6: Done Right Constructions BenchMark 58 Handicap - 2000m



14 October 2023 - 16:20

Track Rating: Synthetic, Weather: Fine, Rail Position: True

Section	Overall	1800m	1600m	1400m	1200m	1000m	800m	600m	400m	200m
Section Times	2:06.46 [1] (0:14.29)	1:52.17 [1] (0:11.75)	1:40.42 [1] (0:12.13)	1:28.29 [1] (0:12.77)	1:15.52 [1] (0:12.82)	1:02.70 [1] (0:12.84)	0:49.86 [1] (0:12.94)	0:36.92 [1] (0:12.40)	0:24.52 [1] (0:12.27)	0:12.25 [1] (0:12.25)
Average Speed [km/h]	50.6	61.7	59.5	57.1	56.1	56.3	55.8	58.0	59.0	59.2
Top Speed [km/h]	63.1	63.6	60.7	58.5	57.1	57.7	58.2	59.6	60.7	60.4
Avg. Dist. to Rail [m]	4.7	2.5	1.2	1.6	2.0	0.9	0.6	0.6	1.0	1.4
Avg. Stride Freq. [Hz]	2.3	2.3	2.3	2.3	2.2	2.2	2.2	2.2	2.3	2.3
Avg. Stride Length [m]	6.2	7.4	7.1	7.0	7.0	7.1	7.1	7.2	7.1	7.1



- [] Ranking at each section and finish
- .-.-.- No data available at this section
- NA No data available



Horse/Jockey Name	Osaka Miss
Final Rank	2
Fastest Section Time (Section)	0:11.54 (1800m)
Top Speed [km/h] (Section)	63.4 (1800m)
Race State	Finished



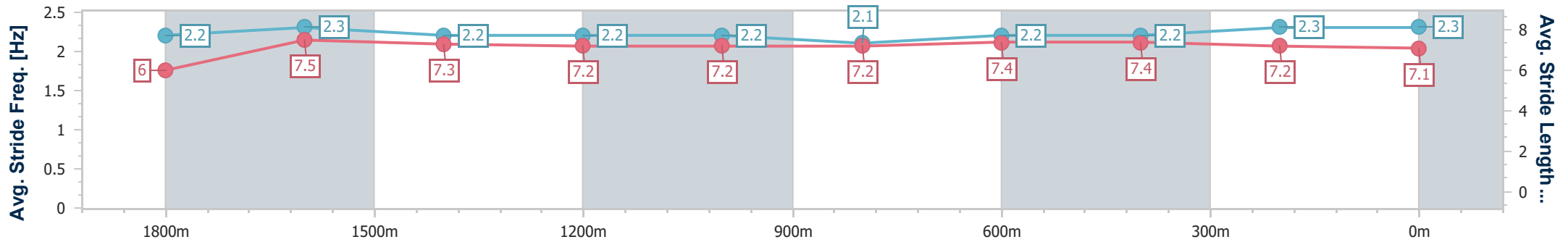
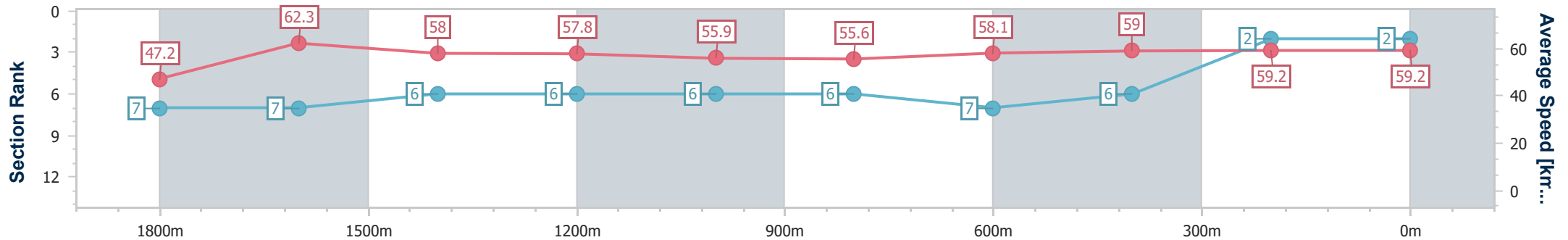
Aquis Park Gold Coast Poly QLD Professional
Race 6: Done Right Constructions BenchMark 58 Handicap - 2000m



14 October 2023 - 16:20

Track Rating: Synthetic, Weather: Fine, Rail Position: True

Section	Overall	1800m	1600m	1400m	1200m	1000m	800m	600m	400m	200m
Section Times	2:06.63 [2] (0:15.28)	1:51.35 [7] (0:11.54)	1:39.81 [7] (0:12.31)	1:27.50 [6] (0:12.44)	1:15.06 [6] (0:12.88)	1:02.18 [6] (0:12.98)	0:49.20 [6] (0:12.53)	0:36.67 [7] (0:12.28)	0:24.39 [6] (0:12.14)	0:12.25 [2] (0:12.25)
Average Speed [km/h]	47.2	62.3	58.0	57.8	55.9	55.6	58.1	59.0	59.2	59.2
Top Speed [km/h]	62.4	63.4	59.6	59.4	56.3	57.1	59.4	60.6	60.8	61.2
Avg. Dist. to Rail [m]	3.3	0.4	1.0	0.6	1.0	0.7	1.6	1.4	0.6	0.7
Avg. Stride Freq. [Hz]	2.2	2.3	2.2	2.2	2.2	2.1	2.2	2.2	2.3	2.3
Avg. Stride Length [m]	6.0	7.5	7.3	7.2	7.2	7.2	7.4	7.4	7.2	7.1



- [] Ranking at each section and finish
- .-.- No data available at this section
- NA No data available



Horse/Jockey Name	Sir Zino
Final Rank	3
Fastest Section Time (Section)	0:11.82 (1800m)
Top Speed [km/h] (Section)	61.8 (1800m)
Race State	Finished



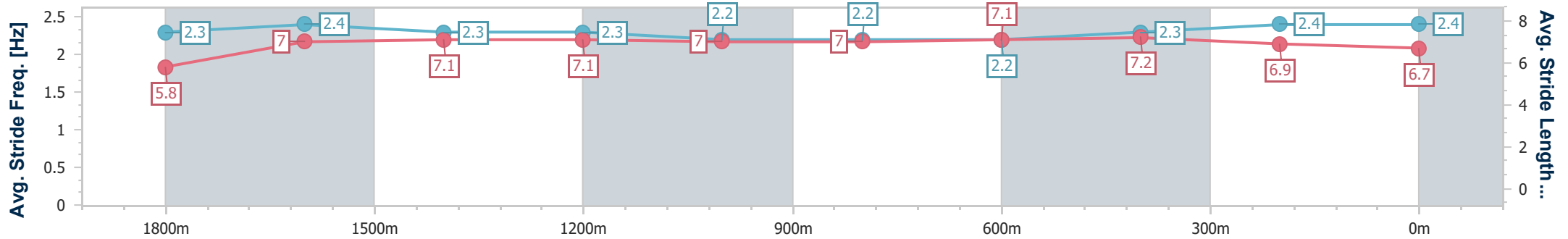
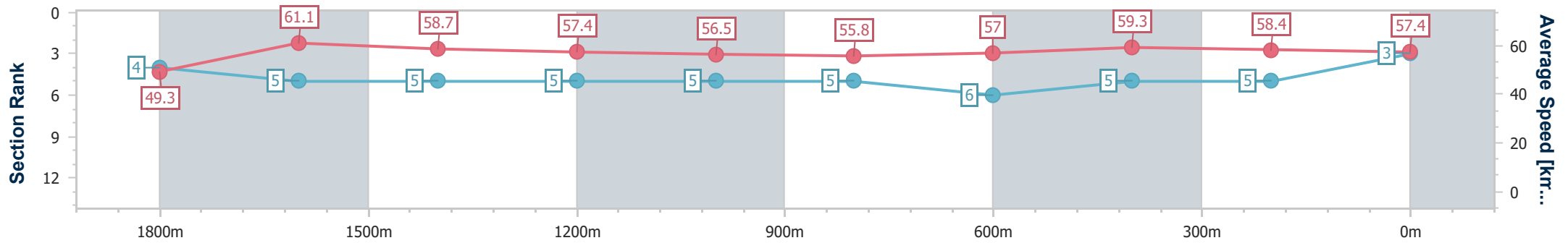
Aquis Park Gold Coast Poly QLD Professional
 Race 6: Done Right Constructions BenchMark 58 Handicap - 2000m



14 October 2023 - 16:20

Track Rating: Synthetic, Weather: Fine, Rail Position: True

Section	Overall	1800m	1600m	1400m	1200m	1000m	800m	600m	400m	200m
Section Times	2:07.19 [3] (0:14.63)	1:52.56 [4] (0:11.82)	1:40.74 [5] (0:12.28)	1:28.46 [5] (0:12.65)	1:15.81 [5] (0:12.73)	1:03.08 [5] (0:12.97)	0:50.11 [5] (0:12.71)	0:37.40 [6] (0:12.34)	0:25.06 [5] (0:12.43)	0:12.63 [5] (0:12.63)
Average Speed [km/h]	49.3	61.1	58.7	57.4	56.5	55.8	57.0	59.3	58.4	57.4
Top Speed [km/h]	60.5	61.8	59.3	59.0	56.7	58.6	58.6	60.1	59.5	59.5
Avg. Dist. to Rail [m]	3.1	0.9	0.8	1.1	1.7	1.5	1.7	2.5	5.9	8.0
Avg. Stride Freq. [Hz]	2.3	2.4	2.3	2.3	2.2	2.2	2.2	2.3	2.4	2.4
Avg. Stride Length [m]	5.8	7.0	7.1	7.1	7.0	7.0	7.1	7.2	6.9	6.7



- [] Ranking at each section and finish
- .-.- No data available at this section
- NA No data available



Horse/Jockey Name	The Love Of Mary
Final Rank	4
Fastest Section Time (Section)	0:11.71 (1800m)
Top Speed [km/h] (Section)	62.4 (1800m)
Race State	Finished



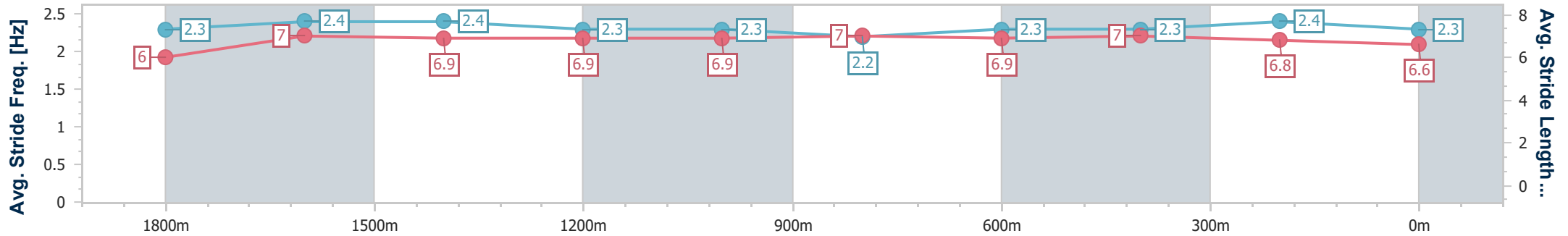
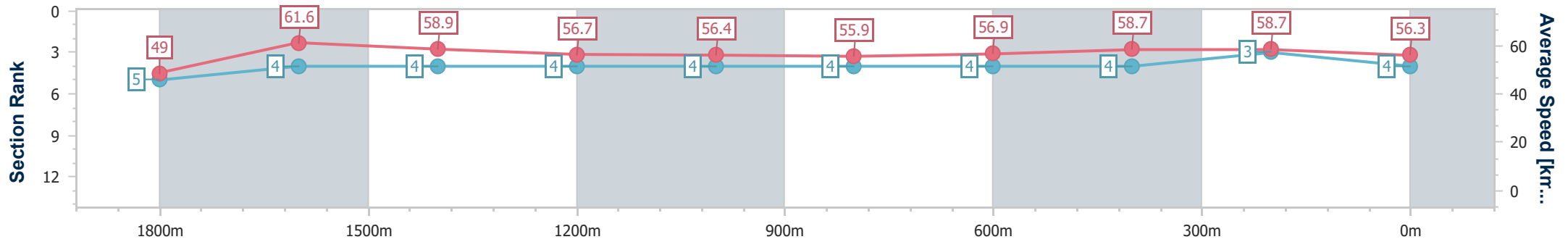
Aquis Park Gold Coast Poly QLD Professional
Race 6: Done Right Constructions BenchMark 58 Handicap - 2000m



14 October 2023 - 16:20

Track Rating: Synthetic, Weather: Fine, Rail Position: True

Section	Overall	1800m	1600m	1400m	1200m	1000m	800m	600m	400m	200m
Section Times	2:07.25 [4] (0:14.67)	1:52.58 [5] (0:11.71)	1:40.87 [4] (0:12.23)	1:28.64 [4] (0:12.69)	1:15.95 [4] (0:12.75)	1:03.20 [4] (0:12.92)	0:50.28 [4] (0:12.78)	0:37.50 [4] (0:12.33)	0:25.17 [4] (0:12.32)	0:12.85 [3] (0:12.85)
Average Speed [km/h]	49.0	61.6	58.9	56.7	56.4	55.9	56.9	58.7	58.7	56.3
Top Speed [km/h]	62.3	62.4	60.3	58.7	57.3	56.7	57.9	59.9	60.4	59.0
Avg. Dist. to Rail [m]	2.7	0.2	0.4	0.2	0.7	0.6	1.4	1.5	2.3	1.1
Avg. Stride Freq. [Hz]	2.3	2.4	2.4	2.3	2.3	2.2	2.3	2.3	2.4	2.3
Avg. Stride Length [m]	6.0	7.0	6.9	6.9	6.9	7.0	6.9	7.0	6.8	6.6



- [] Ranking at each section and finish
- .-.- No data available at this section
- NA No data available



Horse/Jockey Name	Nitroglycerine
Final Rank	5
Fastest Section Time (Section)	0:11.77 (1800m)
Top Speed [km/h] (Section)	62.2 (1800m)
Race State	Finished



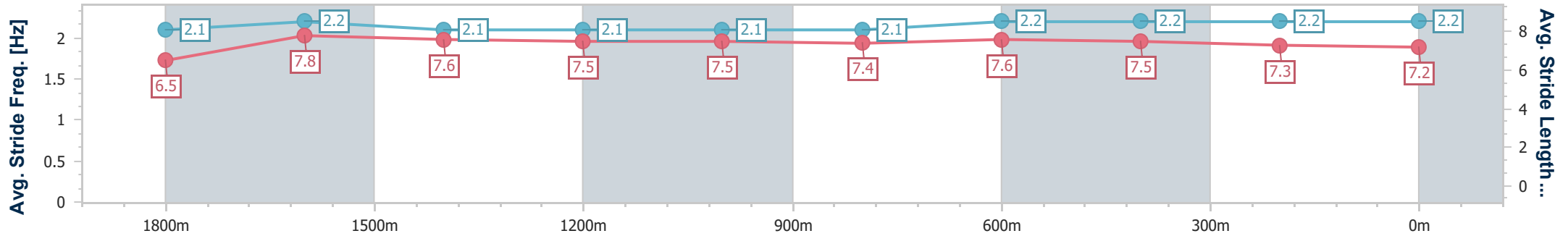
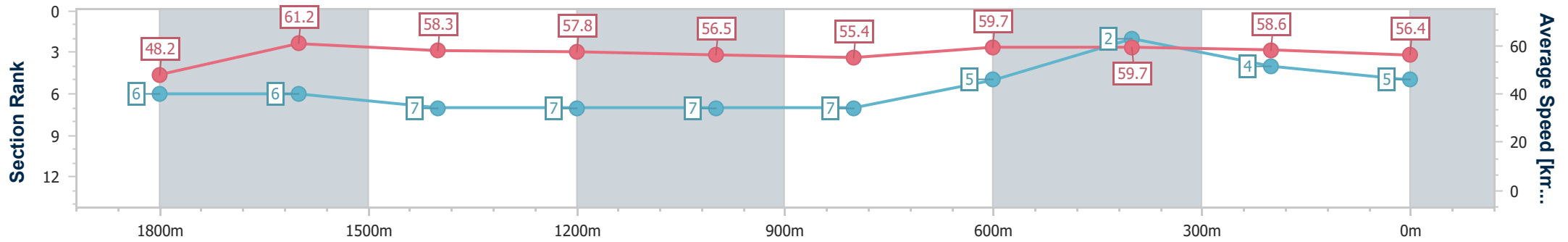
Aquis Park Gold Coast Poly QLD Professional
Race 6: Done Right Constructions BenchMark 58 Handicap - 2000m



14 October 2023 - 16:20

Track Rating: Synthetic, Weather: Fine, Rail Position: True

Section	Overall	1800m	1600m	1400m	1200m	1000m	800m	600m	400m	200m
Section Times	2:07.30 [5] (0:14.98)	1:52.32 [6] (0:11.77)	1:40.55 [6] (0:12.40)	1:28.15 [7] (0:12.54)	1:15.61 [7] (0:12.77)	1:02.84 [7] (0:13.03)	0:49.81 [7] (0:12.28)	0:37.53 [5] (0:12.28)	0:25.25 [2] (0:12.42)	0:12.83 [4] (0:12.83)
Average Speed [km/h]	48.2	61.2	58.3	57.8	56.5	55.4	59.7	59.7	58.6	56.4
Top Speed [km/h]	60.8	62.2	59.3	59.1	57.1	58.5	60.5	60.1	59.2	57.5
Avg. Dist. to Rail [m]	3.7	1.1	0.8	1.2	2.3	1.8	3.2	3.9	5.0	6.0
Avg. Stride Freq. [Hz]	2.1	2.2	2.1	2.1	2.1	2.1	2.2	2.2	2.2	2.2
Avg. Stride Length [m]	6.5	7.8	7.6	7.5	7.5	7.4	7.6	7.5	7.3	7.2



- [] Ranking at each section and finish
- .-.- No data available at this section
- NA No data available



Horse/Jockey Name	Lucamour
Final Rank	6
Fastest Section Time (Section)	0:11.72 (1800m)
Top Speed [km/h] (Section)	63.5 (1800m)
Race State	Finished



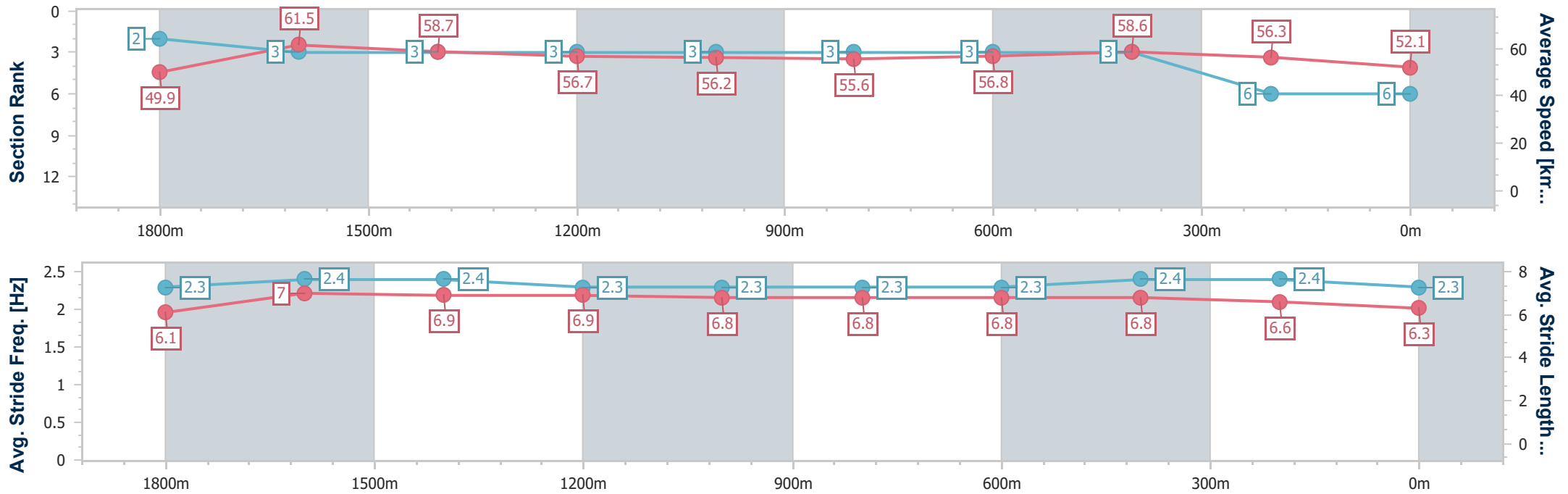
Aquis Park Gold Coast Poly QLD Professional
Race 6: Done Right Constructions BenchMark 58 Handicap - 2000m



14 October 2023 - 16:20

Track Rating: Synthetic, Weather: Fine, Rail Position: True

Section	Overall	1800m	1600m	1400m	1200m	1000m	800m	600m	400m	200m
Section Times	2:08.82 [6] (0:14.46)	1:54.36 [2] (0:11.72)	1:42.64 [3] (0:12.26)	1:30.38 [3] (0:12.72)	1:17.66 [3] (0:12.78)	1:04.88 [3] (0:12.95)	0:51.93 [3] (0:12.80)	0:39.13 [3] (0:12.38)	0:26.75 [3] (0:12.88)	0:13.87 [6] (0:13.87)
Average Speed [km/h]	49.9	61.5	58.7	56.7	56.2	55.6	56.8	58.6	56.3	52.1
Top Speed [km/h]	62.6	63.5	60.6	58.7	56.8	57.6	58.2	59.8	58.1	54.4
Avg. Dist. to Rail [m]	1.3	0.6	0.5	0.2	0.6	0.5	1.3	2.3	3.0	3.6
Avg. Stride Freq. [Hz]	2.3	2.4	2.4	2.3	2.3	2.3	2.3	2.4	2.4	2.3
Avg. Stride Length [m]	6.1	7.0	6.9	6.9	6.8	6.8	6.8	6.8	6.6	6.3



- [] Ranking at each section and finish
- .-.- No data available at this section
- NA No data available



Horse/Jockey Name	Green Essence
Final Rank	7
Fastest Section Time (Section)	0:11.56 (1800m)
Top Speed [km/h] (Section)	67.9 (1800m)
Race State	Finished



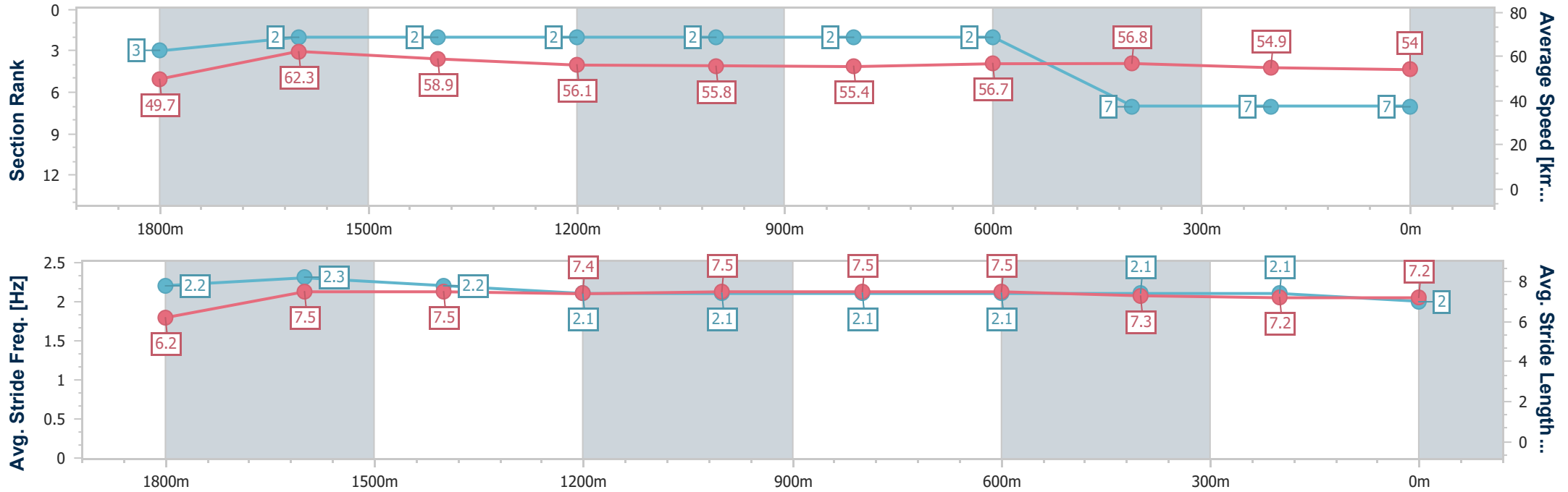
Aquis Park Gold Coast Poly QLD Professional
 Race 6: Done Right Constructions BenchMark 58 Handicap - 2000m



14 October 2023 - 16:20

Track Rating: Synthetic, Weather: Fine, Rail Position: True

Section	Overall	1800m	1600m	1400m	1200m	1000m	800m	600m	400m	200m
Section Times	2:08.92 [7] (0:14.50)	1:54.42 [3] (0:11.56)	1:42.86 [2] (0:12.24)	1:30.62 [2] (0:12.70)	1:17.92 [2] (0:12.93)	1:04.99 [2] (0:12.96)	0:52.03 [2] (0:12.69)	0:39.34 [2] (0:12.76)	0:26.58 [7] (0:13.17)	0:13.41 [7] (0:13.41)
Average Speed [km/h]	49.7	62.3	58.9	56.1	55.8	55.4	56.7	56.8	54.9	54.0
Top Speed [km/h]	62.4	67.9	59.6	57.8	56.3	56.4	57.4	58.1	55.4	56.8
Avg. Dist. to Rail [m]	1.0	0.5	0.8	1.2	1.2	0.8	0.8	1.3	2.0	1.8
Avg. Stride Freq. [Hz]	2.2	2.3	2.2	2.1	2.1	2.1	2.1	2.1	2.1	2.0
Avg. Stride Length [m]	6.2	7.5	7.5	7.4	7.5	7.5	7.5	7.3	7.2	7.2



- [] Ranking at each section and finish
- .-.- No data available at this section
- NA No data available