

Aquis Park Gold Coast Poly QLD Professional

Race 7: Electract Energy Pty Ltd Class 1 Handicap - 1540m

14 October 2023 - 17:00

Track Rating: Synthetic, Weather: Fine, Rail Position: True

Section		Overall	1400m	1200m	1000m	800m	600m	400m	Last 600m				
Field Times		1:34.02 (0:10.47)	1:23.55 (0:11.16)	1:12.39 (0:11.61)	1:00.78 (0:12.00)	0:48.78 (0:12.01)	0:36.77 (0:11.75)	0:25.02 (0:12.20)	0:36.77				
Rank	TAB Horse/Jockey	Barrier	Top Speed [km/h]	Fastest Section									Distance Travelled [m]
1	8 SHE MINE Michael Cahill	4	65.7 1400m	0:10.51 Overall	1:34.02 [1] (0:10.51)	1:23.51 [3] (0:11.12)	1:12.39 [1] (0:11.61)	1:00.78 [1] (0:12.00)	0:48.78 [1] (0:12.01)	0:36.77 [1] (0:11.75)	0:25.02 [1] (0:12.20)	0:36.77	
2	4 HAPPISBURGH Emily Lang	10	64.7 1400m	0:10.47 Overall	1:34.19 [2] (0:10.47)	1:23.72 [2] (0:11.67)	1:12.05 [5] (0:11.65)	1:00.40 [5] (0:12.02)	0:48.38 [5] (0:11.92)	0:36.46 [5] (0:11.81)	0:24.65 [3] (0:12.06)	0:36.46	+9
3	7 SEA OF QI Nathan Thomas	3	63.9 1400m	0:10.57 Overall	1:34.24 [3] (0:10.57)	1:23.67 [5] (0:11.34)	1:12.33 [4] (0:11.56)	1:00.77 [3] (0:11.96)	0:48.81 [2] (0:11.84)	0:36.97 [2] (0:12.06)	0:24.91 [2] (0:12.35)	0:36.97	+4
4	1 TOOLATEMATE Jag Guthmann-Chester	2	64.2 600m	0:10.89 Overall	1:34.29 [4] (0:10.89)	1:23.40 [9] (0:11.72)	1:11.68 [9] (0:11.64)	1:00.04 [10] (0:11.95)	0:48.09 [10] (0:11.79)	0:36.30 [9] (0:11.70)	0:24.60 [4] (0:12.04)	0:36.30	+7
5	11 WANDILLA Jason Taylor	7	63.7 1200m	0:10.65 Overall	1:35.51 [5] (0:10.65)	1:24.86 [7] (0:11.69)	1:13.17 [6] (0:11.66)	1:01.51 [7] (0:11.94)	0:49.57 [7] (0:11.99)	0:37.58 [6] (0:11.99)	0:25.59 [7] (0:12.55)	0:37.58	+10
6	2 NAUGHTY HARRY Craig Robertson	12	64.6 1200m	0:11.01 Overall	1:35.77 [6] (0:11.01)	1:24.76 [11] (0:11.81)	1:12.95 [11] (0:11.54)	1:01.41 [11] (0:12.06)	0:49.35 [11] (0:11.93)	0:37.42 [11] (0:11.88)	0:25.54 [10] (0:12.77)	0:37.42	+16
7	3 CUE TO CONQUER Michael Murphy	11	64.5 1200m	0:10.57 Overall	1:36.14 [7] (0:10.57)	1:25.57 [6] (0:11.82)	1:13.75 [7] (0:11.54)	1:02.21 [6] (0:11.92)	0:50.29 [6] (0:12.08)	0:38.21 [7] (0:12.15)	0:26.06 [9] (0:12.79)	0:38.21	+8
8	5 TERMITE Morgan Butler	9	66.0 1400m	0:10.47 Overall	1:36.47 [8] (0:10.47)	1:26.00 [1] (0:11.43)	1:14.57 [3] (0:11.70)	1:02.87 [4] (0:12.00)	0:50.87 [4] (0:12.06)	0:38.81 [4] (0:12.25)	0:26.56 [6] (0:13.06)	0:38.81	+16
9	6 ISOMETRIC Cecily Eaton	6	64.0 1400m	0:10.77 Overall	1:36.57 [9] (0:10.77)	1:25.80 [8] (0:11.70)	1:14.10 [8] (0:11.62)	1:02.48 [9] (0:11.91)	0:50.57 [8] (0:12.01)	0:38.56 [10] (0:12.29)	0:26.27 [11] (0:12.88)	0:38.56	+1
10	10 JESTER STATEMENT Stacey Callow	5	65.3 1200m	0:10.94 Overall	1:36.67 [10] (0:10.94)	1:25.73 [10] (0:11.72)	1:14.01 [10] (0:11.42)	1:02.59 [8] (0:12.00)	0:50.59 [9] (0:11.89)	0:38.70 [8] (0:12.03)	0:26.67 [8] (0:13.00)	0:38.70	+18

Scratched: Desert Flame (#12)



Aquis Park Gold Coast Poly QLD Professional
Race 7: Electract Energy Pty Ltd Class 1 Handicap - 1540m
14 October 2023 - 17:00



Track Rating: Synthetic, Weather: Fine, Rail Position: True

Section		Overall	1400m	1200m	1000m	800m	600m	400m	Last 600m				
Field Times		1:34.02 (0:10.47)	1:23.55 (0:11.16)	1:12.39 (0:11.61)	1:00.78 (0:12.00)	0:48.78 (0:12.01)	0:36.77 (0:11.75)	0:25.02 (0:12.20)	0:36.77				
Rank	TAB Horse/Jockey	Barrier	Top Speed [km/h]	Fastest Section	Distance Travelled [m]								
11	9 REAL MINT Jai Williams	8	65.4 1400m	0:10.55 Overall	1:36.78 [11] (0:10.55)	1:26.23 [4] (0:11.28)	1:14.95 [2] (0:11.61)	1:03.34 [2] (0:12.06)	0:51.28 [3] (0:12.05)	0:39.23 [3] (0:12.18)	0:27.05 [5] (0:13.08)	0:39.23	+8

Scratched: Desert Flame (#12)

[] Ranking at each section and finish
 -:-:- No data available at this section
 NA No data available

SCN Saddle cloth number
 DNF Did not finish
 DNT Did not track



Aquis Park Gold Coast Poly QLD Professional

Race 7: Electract Energy Pty Ltd Class 1 Handicap - 1540m

14 October 2023 - 17:00



Track Rating: Synthetic, Weather: Fine, Rail Position: True

Section				200m				Last 600m	
Field Times				0:12.82 (0:12.82)				0:36.77	
Rank	TAB	Horse/Jockey	Barrier	Top Speed [km/h]	Fastest Section	Margin			Distance Travelled [m]
1	8	SHE MINE Michael Cahill	4	65.7 1400m	0:10.51 Overall	0:12.82 [1] (0:12.82)	1:34.02		0:36.77
2	4	HAPPISBURGH Emily Lang	10	64.7 1400m	0:10.47 Overall	0:12.59 [2] (0:12.59)	0.8L		0:36.46 +9
3	7	SEA OF QI Nathan Thomas	3	63.9 1400m	0:10.57 Overall	0:12.56 [3] (0:12.56)	1L		0:36.97 +4
4	1	TOOLATEMATE Jag Guthmann-Chester	2	64.2 600m	0:10.89 Overall	0:12.56 [4] (0:12.56)	1.2L		0:36.30 +7
5	11	WANDILLA Jason Taylor	7	63.7 1200m	0:10.65 Overall	0:13.04 [5] (0:13.04)	8.2L		0:37.58 +10
6	2	NAUGHTY HARRY Craig Robertson	12	64.6 1200m	0:11.01 Overall	0:12.77 [9] (0:12.77)	9.7L		0:37.42 +16
7	3	CUE TO CONQUER Michael Murphy	11	64.5 1200m	0:10.57 Overall	0:13.27 [7] (0:13.27)	11.7L		0:38.21 +8
8	5	TERMITE Morgan Butler	9	66.0 1400m	0:10.47 Overall	0:13.50 [8] (0:13.50)	13.5L		0:38.81 +16
9	6	ISOMETRIC Cecily Eaton	6	64.0 1400m	0:10.77 Overall	0:13.39 [11] (0:13.39)	14L		0:38.56 +1
10	10	JESTER STATEMENT Stacey Callow	5	65.3 1200m	0:10.94 Overall	0:13.67 [10] (0:13.67)	14.5L		0:38.70 +18

Scratched: Desert Flame (#12)

Report Created: Sat 14 October 2023 17:14 GMT+1 (Note: Timing is based on position data)

Page 3/15

[] Ranking at each section and finish
 -:-:- No data available at this section
 NA No data available

SCN Saddle cloth number
 DNF Did not finish
 DNT Did not track

data processed by TRIPLESDATA



Aquis Park Gold Coast Poly QLD Professional
Race 7: Electract Energy Pty Ltd Class 1 Handicap - 1540m
14 October 2023 - 17:00



Track Rating: Synthetic, Weather: Fine, Rail Position: True

Section				200m				Last 600m		
Field Times				0:12.82 (0:12.82)				0:36.77		
Rank	TAB	Horse/Jockey	Barrier	Top Speed [km/h]	Fastest Section	Margin		Distance Travelled [m]		
11	9	REAL MINT	8	65.4	0:10.55	0:13.97 [6]	15L		0:39.23	+8
		Jai Williams		1400m	Overall	(0:13.97)				

Scratched: Desert Flame (#12)

[] Ranking at each section and finish
 -:-:-:- No data available at this section
 NA No data available

SCN Saddle cloth number
 DNF Did not finish
 DNT Did not track



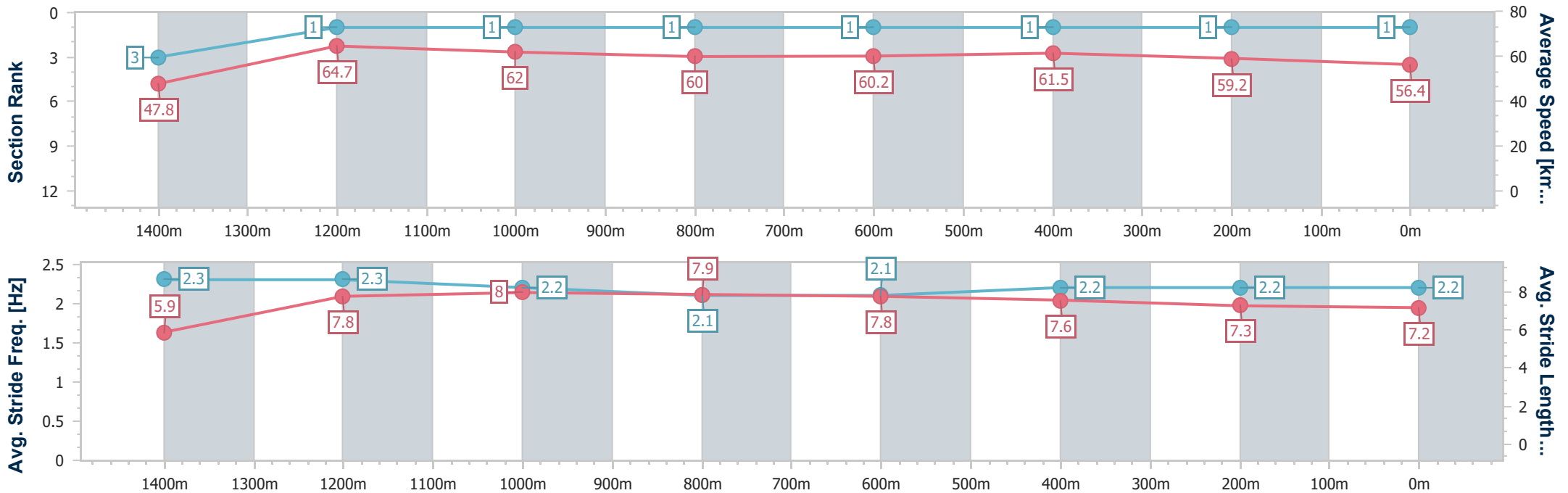
Horse/Jockey Name	She Mine
Final Rank	1
Fastest Section Time (Section)	0:10.51 (Overall)
Top Speed [km/h] (Section)	65.7 (1400m)
Race State	Finished



Aquis Park Gold Coast Poly QLD Professional
 Race 7: Electract Energy Pty Ltd Class 1 Handicap - 1540m
 14 October 2023 - 17:00
 Track Rating: Synthetic, Weather: Fine, Rail Position: True



Section	Overall	1400m	1200m	1000m	800m	600m	400m	200m
Section Times	1:34.02 [1] (0:10.51)	1:23.51 [3] (0:11.12)	1:12.39 [1] (0:11.61)	1:00.78 [1] (0:12.00)	0:48.78 [1] (0:12.01)	0:36.77 [1] (0:11.75)	0:25.02 [1] (0:12.20)	0:12.82 [1] (0:12.82)
Average Speed [km/h]	47.8	64.7	62.0	60.0	60.2	61.5	59.2	56.4
Top Speed [km/h]	65.2	65.7	63.2	60.3	61.4	62.3	60.8	57.9
Avg. Dist. to Rail [m]	2.8	0.7	0.2	0.1	0.8	1.0	0.9	1.3
Avg. Stride Freq. [Hz]	2.3	2.3	2.2	2.1	2.1	2.2	2.2	2.2
Avg. Stride Length [m]	5.9	7.8	8.0	7.9	7.8	7.6	7.3	7.2



- [] Ranking at each section and finish
- .-.- No data available at this section
- NA No data available



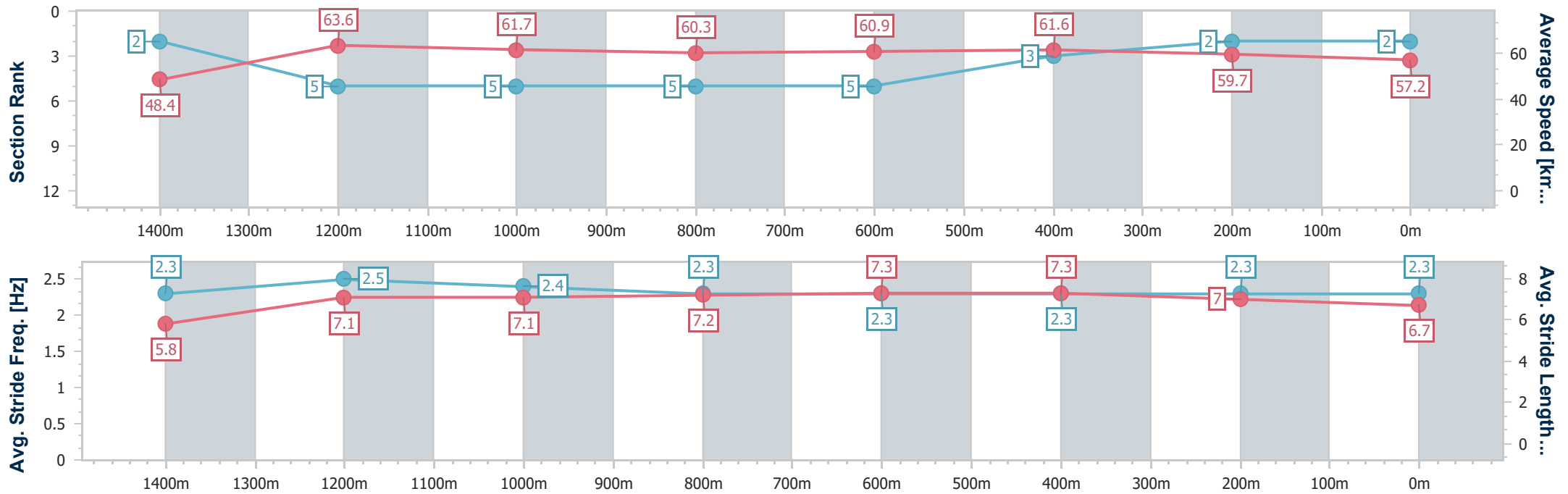
Horse/Jockey Name	Happisburgh
Final Rank	2
Fastest Section Time (Section)	0:10.47 (Overall)
Top Speed [km/h] (Section)	64.7 (1400m)
Race State	Finished



Aquis Park Gold Coast Poly QLD Professional
Race 7: Electract Energy Pty Ltd Class 1 Handicap - 1540m
 14 October 2023 - 17:00
 Track Rating: Synthetic, Weather: Fine, Rail Position: True



Section	Overall	1400m	1200m	1000m	800m	600m	400m	200m
Section Times	1:34.19 [2] (0:10.47)	1:23.72 [2] (0:11.67)	1:12.05 [5] (0:11.65)	1:00.40 [5] (0:12.02)	0:48.38 [5] (0:11.92)	0:36.46 [5] (0:11.81)	0:24.65 [3] (0:12.06)	0:12.59 [2] (0:12.59)
Average Speed [km/h]	48.4	63.6	61.7	60.3	60.9	61.6	59.7	57.2
Top Speed [km/h]	63.0	64.7	63.6	61.0	62.4	63.0	60.4	59.4
Avg. Dist. to Rail [m]	9.7	4.0	1.7	1.6	1.7	1.7	1.4	3.3
Avg. Stride Freq. [Hz]	2.3	2.5	2.4	2.3	2.3	2.3	2.3	2.3
Avg. Stride Length [m]	5.8	7.1	7.1	7.2	7.3	7.3	7.0	6.7



- [] Ranking at each section and finish
- .-.- No data available at this section
- NA No data available



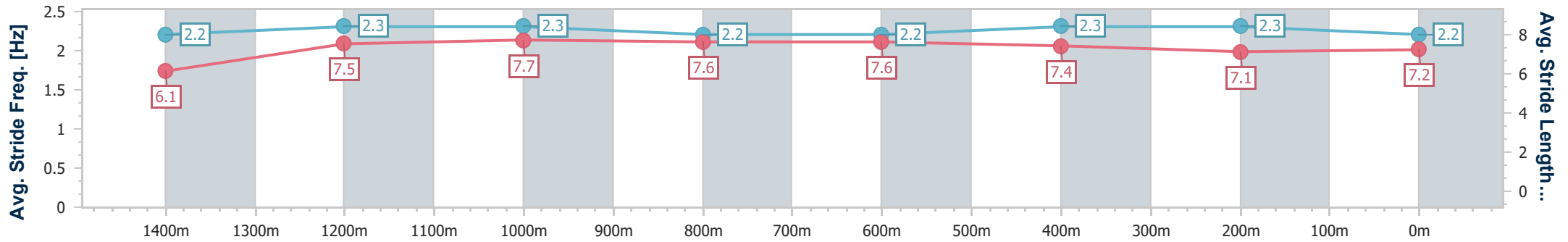
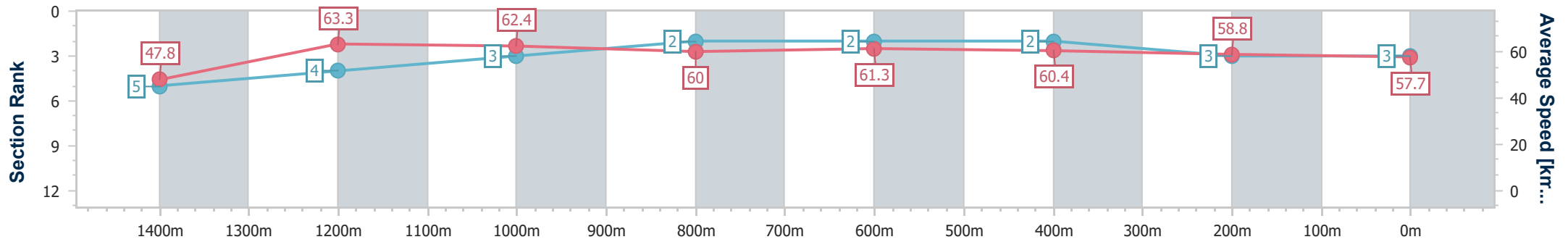
Horse/Jockey Name	Sea Of Qi
Final Rank	3
Fastest Section Time (Section)	0:10.57 (Overall)
Top Speed [km/h] (Section)	63.9 (1400m)
Race State	Finished



Aquis Park Gold Coast Poly QLD Professional
Race 7: Electract Energy Pty Ltd Class 1 Handicap - 1540m
 14 October 2023 - 17:00
 Track Rating: Synthetic, Weather: Fine, Rail Position: True



Section	Overall	1400m	1200m	1000m	800m	600m	400m	200m
Section Times	1:34.24 [3] (0:10.57)	1:23.67 [5] (0:11.34)	1:12.33 [4] (0:11.56)	1:00.77 [3] (0:11.96)	0:48.81 [2] (0:11.84)	0:36.97 [2] (0:12.06)	0:24.91 [2] (0:12.35)	0:12.56 [3] (0:12.56)
Average Speed [km/h]	47.8	63.3	62.4	60.0	61.3	60.4	58.8	57.7
Top Speed [km/h]	62.8	63.9	63.4	61.4	62.0	62.9	59.3	59.2
Avg. Dist. to Rail [m]	2.2	0.3	0.4	0.2	1.1	2.6	3.4	4.0
Avg. Stride Freq. [Hz]	2.2	2.3	2.3	2.2	2.2	2.3	2.3	2.2
Avg. Stride Length [m]	6.1	7.5	7.7	7.6	7.6	7.4	7.1	7.2



- [] Ranking at each section and finish
- .-.- No data available at this section
- NA No data available



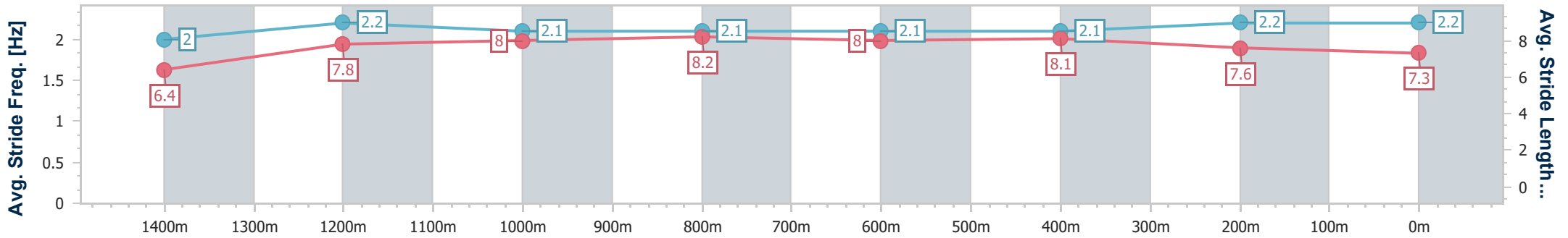
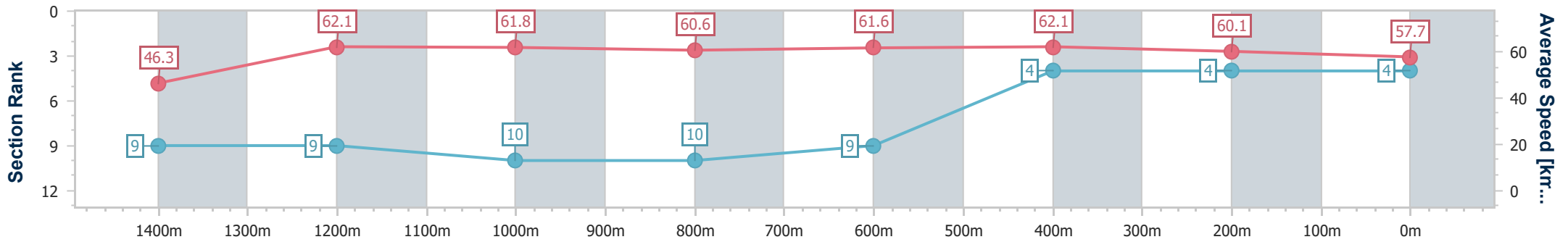
Horse/Jockey Name	Toolatamate
Final Rank	4
Fastest Section Time (Section)	0:10.89 (Overall)
Top Speed [km/h] (Section)	64.2 (600m)
Race State	Finished



Aquis Park Gold Coast Poly QLD Professional
 Race 7: Electract Energy Pty Ltd Class 1 Handicap - 1540m
 14 October 2023 - 17:00
 Track Rating: Synthetic, Weather: Fine, Rail Position: True



Section	Overall	1400m	1200m	1000m	800m	600m	400m	200m
Section Times	1:34.29 [4] (0:10.89)	1:23.40 [9] (0:11.72)	1:11.68 [9] (0:11.64)	1:00.04 [10] (0:11.95)	0:48.09 [10] (0:11.79)	0:36.30 [9] (0:11.70)	0:24.60 [4] (0:12.04)	0:12.56 [4] (0:12.56)
Average Speed [km/h]	46.3	62.1	61.8	60.6	61.6	62.1	60.1	57.7
Top Speed [km/h]	62.0	63.5	63.7	61.0	63.7	64.2	60.8	59.6
Avg. Dist. to Rail [m]	2.3	1.4	1.3	1.3	1.8	2.0	3.3	6.1
Avg. Stride Freq. [Hz]	2.0	2.2	2.1	2.1	2.1	2.1	2.2	2.2
Avg. Stride Length [m]	6.4	7.8	8.0	8.2	8.0	8.1	7.6	7.3



- [] Ranking at each section and finish
- .-.- No data available at this section
- NA No data available



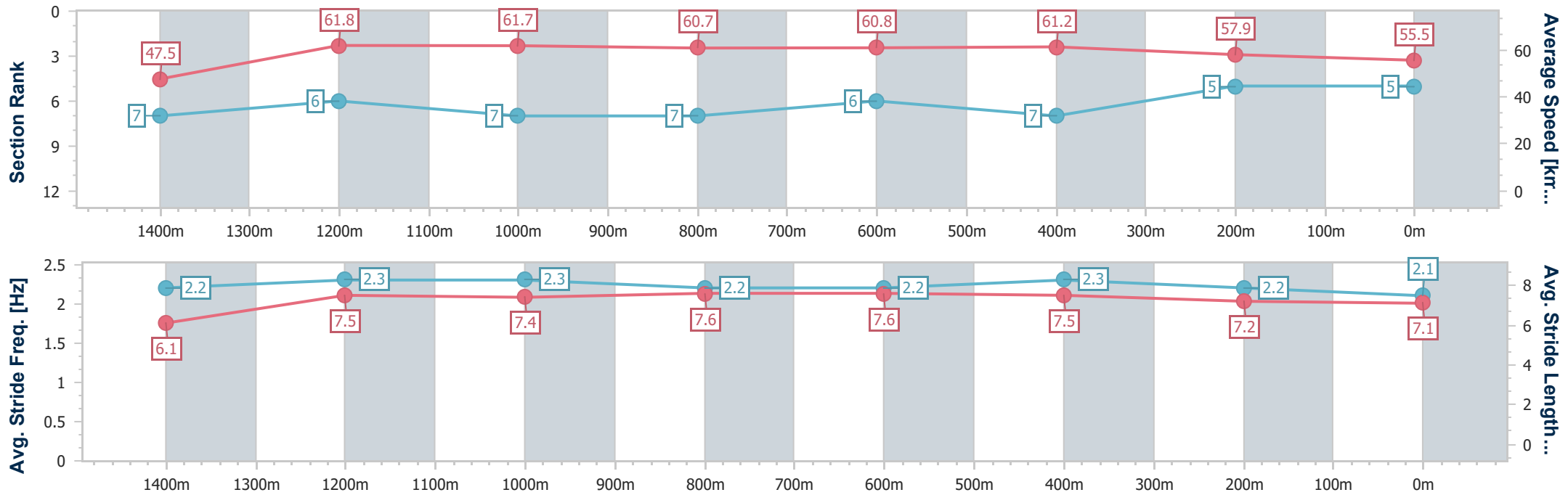
Horse/Jockey Name	Wandilla
Final Rank	5
Fastest Section Time (Section)	0:10.65 (Overall)
Top Speed [km/h] (Section)	63.7 (1200m)
Race State	Finished



Aquis Park Gold Coast Poly QLD Professional
Race 7: Electract Energy Pty Ltd Class 1 Handicap - 1540m
 14 October 2023 - 17:00
 Track Rating: Synthetic, Weather: Fine, Rail Position: True



Section	Overall	1400m	1200m	1000m	800m	600m	400m	200m
Section Times	1:35.51 [5] (0:10.65)	1:24.86 [7] (0:11.69)	1:13.17 [6] (0:11.66)	1:01.51 [7] (0:11.94)	0:49.57 [7] (0:11.99)	0:37.58 [6] (0:11.99)	0:25.59 [7] (0:12.55)	0:13.04 [5] (0:13.04)
Average Speed [km/h]	47.5	61.8	61.7	60.7	60.8	61.2	57.9	55.5
Top Speed [km/h]	61.5	63.1	63.7	61.0	62.5	63.0	59.6	56.7
Avg. Dist. to Rail [m]	4.4	0.9	1.6	1.0	2.8	4.0	4.8	6.2
Avg. Stride Freq. [Hz]	2.2	2.3	2.3	2.2	2.2	2.3	2.2	2.1
Avg. Stride Length [m]	6.1	7.5	7.4	7.6	7.6	7.5	7.2	7.1



- [] Ranking at each section and finish
- .-.- No data available at this section
- NA No data available



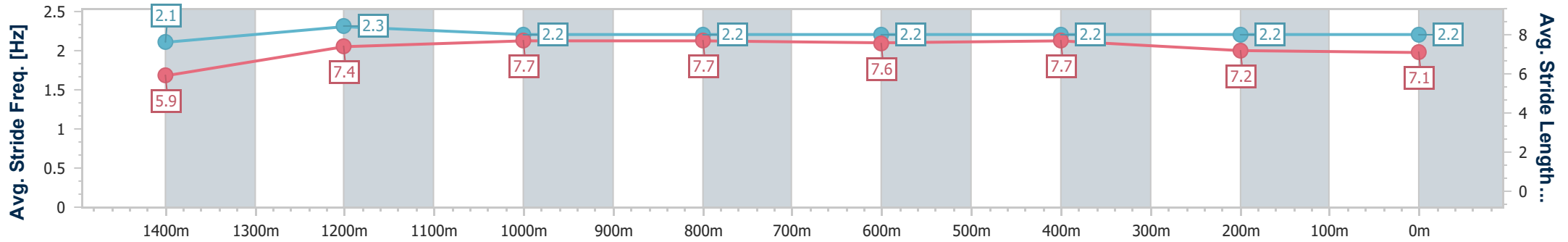
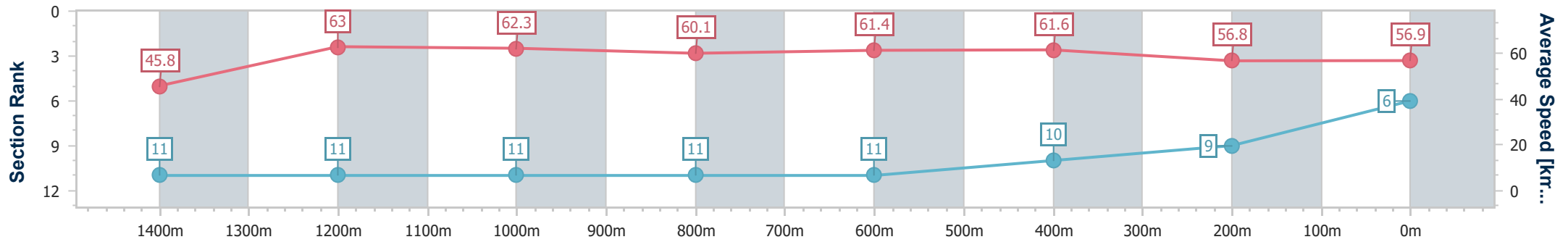
Horse/Jockey Name	Naughty Harry
Final Rank	6
Fastest Section Time (Section)	0:11.01 (Overall)
Top Speed [km/h] (Section)	64.6 (1200m)
Race State	Finished



Aquis Park Gold Coast Poly QLD Professional
 Race 7: Electract Energy Pty Ltd Class 1 Handicap - 1540m
 14 October 2023 - 17:00
 Track Rating: Synthetic, Weather: Fine, Rail Position: True



Section	Overall	1400m	1200m	1000m	800m	600m	400m	200m
Section Times	1:35.77 [6] (0:11.01)	1:24.76 [11] (0:11.81)	1:12.95 [11] (0:11.54)	1:01.41 [11] (0:12.06)	0:49.35 [11] (0:11.93)	0:37.42 [11] (0:11.88)	0:25.54 [10] (0:12.77)	0:12.77 [9] (0:12.77)
Average Speed [km/h]	45.8	63.0	62.3	60.1	61.4	61.6	56.8	56.9
Top Speed [km/h]	61.6	64.1	64.6	61.5	63.2	64.4	58.6	57.6
Avg. Dist. to Rail [m]	10.5	3.5	3.0	2.5	3.6	3.5	4.7	7.4
Avg. Stride Freq. [Hz]	2.1	2.3	2.2	2.2	2.2	2.2	2.2	2.2
Avg. Stride Length [m]	5.9	7.4	7.7	7.7	7.6	7.7	7.2	7.1



- [] Ranking at each section and finish
- .-.- No data available at this section
- NA No data available



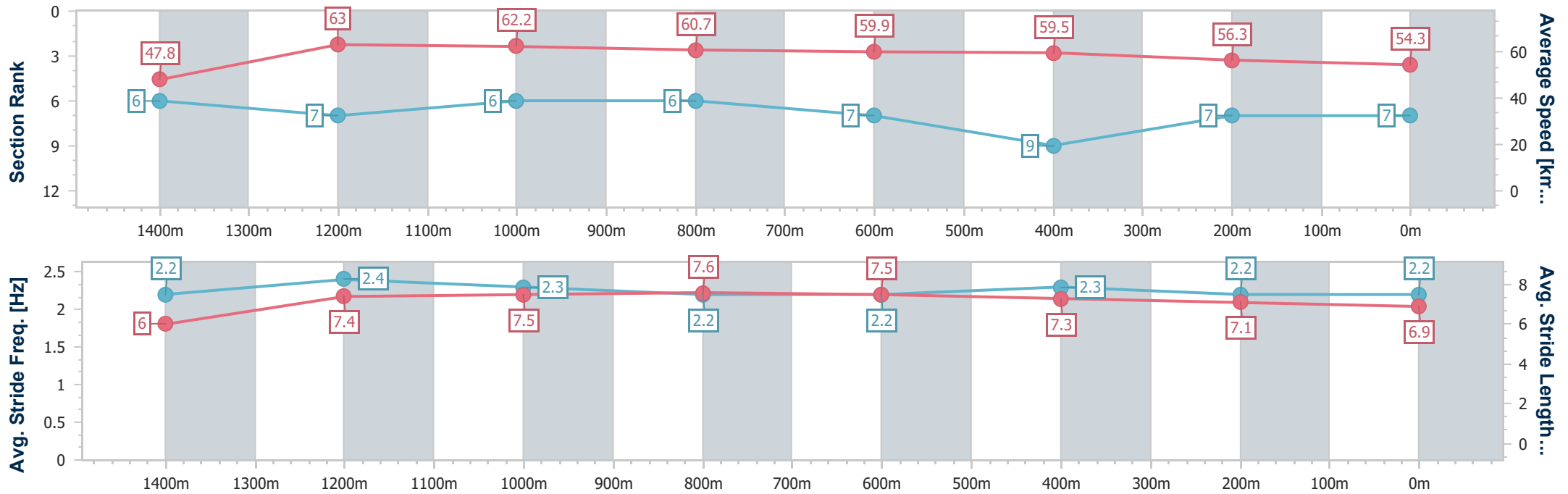
Horse/Jockey Name	Cue To Conquer
Final Rank	7
Fastest Section Time (Section)	0:10.57 (Overall)
Top Speed [km/h] (Section)	64.5 (1200m)
Race State	Finished



Aquis Park Gold Coast Poly QLD Professional
Race 7: Electract Energy Pty Ltd Class 1 Handicap - 1540m
 14 October 2023 - 17:00
 Track Rating: Synthetic, Weather: Fine, Rail Position: True



Section	Overall	1400m	1200m	1000m	800m	600m	400m	200m
Section Times	1:36.14 [7] (0:10.57)	1:25.57 [6] (0:11.82)	1:13.75 [7] (0:11.54)	1:02.21 [6] (0:11.92)	0:50.29 [6] (0:12.08)	0:38.21 [7] (0:12.15)	0:26.06 [9] (0:12.79)	0:13.27 [7] (0:13.27)
Average Speed [km/h]	47.8	63.0	62.2	60.7	59.9	59.5	56.3	54.3
Top Speed [km/h]	61.4	64.4	64.5	61.7	61.2	61.6	57.1	56.3
Avg. Dist. to Rail [m]	10.5	3.9	2.0	1.6	1.3	1.4	1.3	3.0
Avg. Stride Freq. [Hz]	2.2	2.4	2.3	2.2	2.2	2.3	2.2	2.2
Avg. Stride Length [m]	6.0	7.4	7.5	7.6	7.5	7.3	7.1	6.9



- [] Ranking at each section and finish
- .-.- No data available at this section
- NA No data available



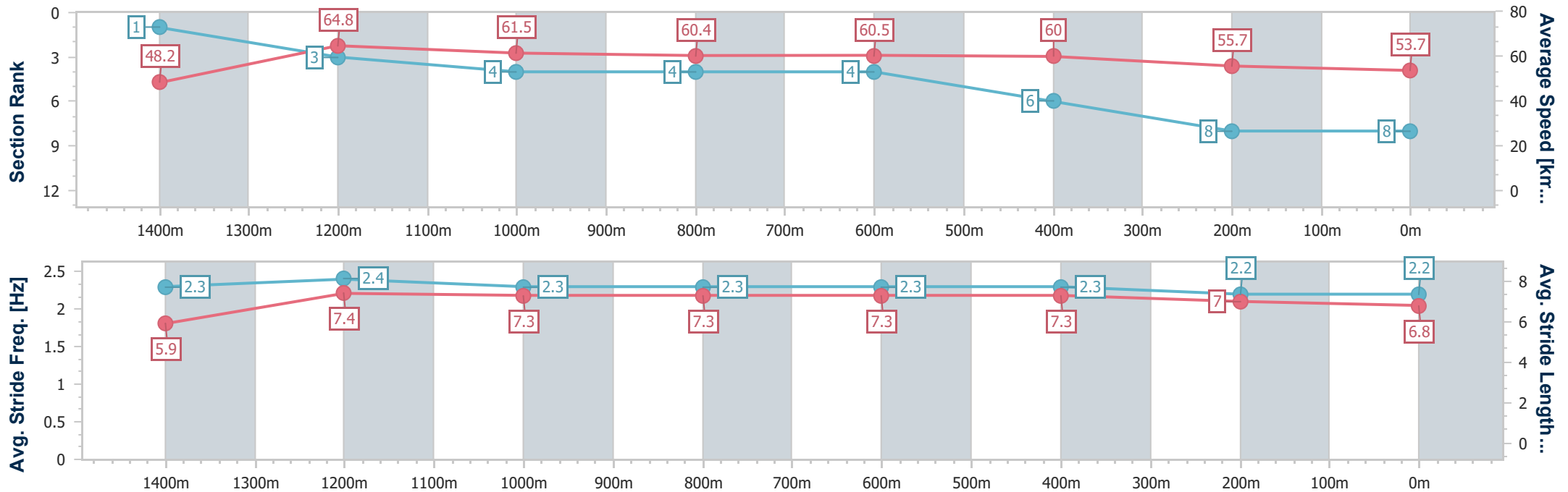
Horse/Jockey Name	Termite
Final Rank	8
Fastest Section Time (Section)	0:10.47 (Overall)
Top Speed [km/h] (Section)	66.0 (1400m)
Race State	Finished



Aquis Park Gold Coast Poly QLD Professional
 Race 7: Electract Energy Pty Ltd Class 1 Handicap - 1540m
 14 October 2023 - 17:00
 Track Rating: Synthetic, Weather: Fine, Rail Position: True



Section	Overall	1400m	1200m	1000m	800m	600m	400m	200m
Section Times	1:36.47 [8] (0:10.47)	1:26.00 [1] (0:11.43)	1:14.57 [3] (0:11.70)	1:02.87 [4] (0:12.00)	0:50.87 [4] (0:12.06)	0:38.81 [4] (0:12.25)	0:26.56 [6] (0:13.06)	0:13.50 [8] (0:13.50)
Average Speed [km/h]	48.2	64.8	61.5	60.4	60.5	60.0	55.7	53.7
Top Speed [km/h]	64.8	66.0	63.7	61.9	61.6	61.9	56.9	55.8
Avg. Dist. to Rail [m]	8.6	3.6	3.5	3.2	2.8	3.8	5.3	5.7
Avg. Stride Freq. [Hz]	2.3	2.4	2.3	2.3	2.3	2.3	2.2	2.2
Avg. Stride Length [m]	5.9	7.4	7.3	7.3	7.3	7.3	7.0	6.8



- [] Ranking at each section and finish
- .-.- No data available at this section
- NA No data available



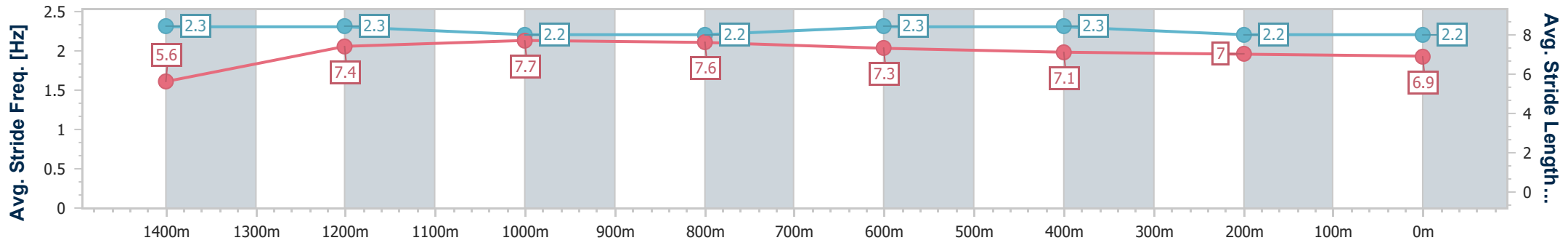
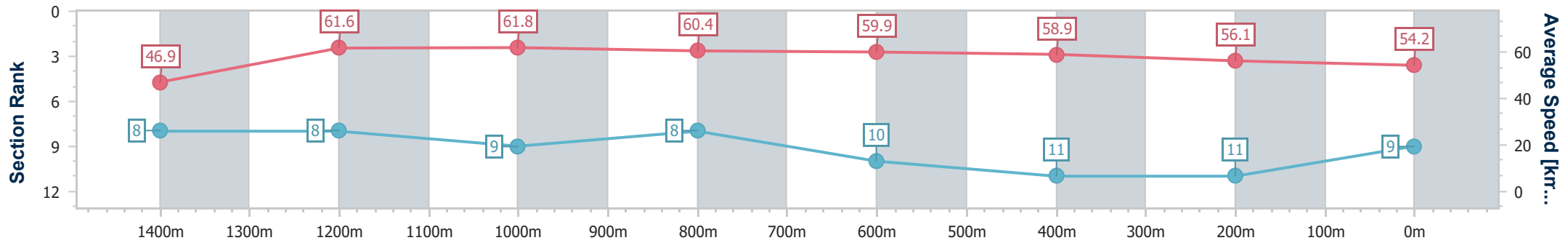
Horse/Jockey Name	Isometric
Final Rank	9
Fastest Section Time (Section)	0:10.77 (Overall)
Top Speed [km/h] (Section)	64.0 (1400m)
Race State	Finished



Aquis Park Gold Coast Poly QLD Professional
 Race 7: Electract Energy Pty Ltd Class 1 Handicap - 1540m
 14 October 2023 - 17:00
 Track Rating: Synthetic, Weather: Fine, Rail Position: True



Section	Overall	1400m	1200m	1000m	800m	600m	400m	200m
Section Times	1:36.57 [9] (0:10.77)	1:25.80 [8] (0:11.70)	1:14.10 [8] (0:11.62)	1:02.48 [9] (0:11.91)	0:50.57 [8] (0:12.01)	0:38.56 [10] (0:12.29)	0:26.27 [11] (0:12.88)	0:13.39 [11] (0:13.39)
Average Speed [km/h]	46.9	61.6	61.8	60.4	59.9	58.9	56.1	54.2
Top Speed [km/h]	61.3	64.0	63.4	61.5	61.3	61.8	57.2	55.1
Avg. Dist. to Rail [m]	5.3	0.7	0.5	0.8	0.7	0.9	1.7	1.8
Avg. Stride Freq. [Hz]	2.3	2.3	2.2	2.2	2.3	2.3	2.2	2.2
Avg. Stride Length [m]	5.6	7.4	7.7	7.6	7.3	7.1	7.0	6.9



- [] Ranking at each section and finish
- .-.- No data available at this section
- NA No data available



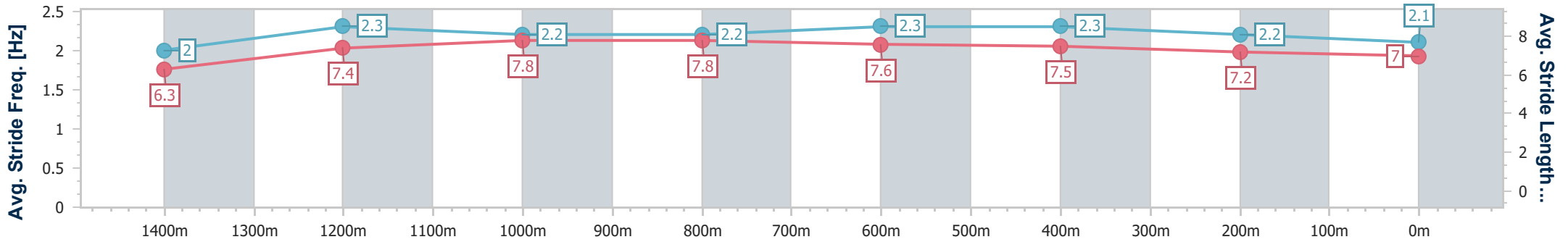
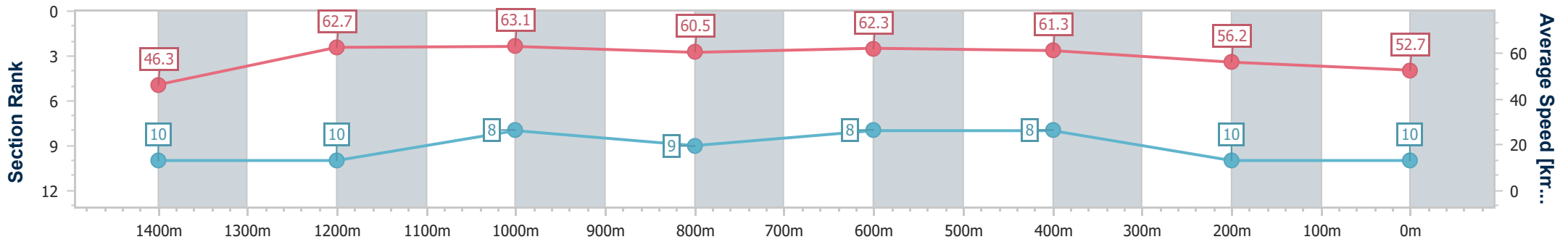
Horse/Jockey Name	Jester Statement
Final Rank	10
Fastest Section Time (Section)	0:10.94 (Overall)
Top Speed [km/h] (Section)	65.3 (1200m)
Race State	Finished



Aquis Park Gold Coast Poly QLD Professional
Race 7: Electract Energy Pty Ltd Class 1 Handicap - 1540m
 14 October 2023 - 17:00
 Track Rating: Synthetic, Weather: Fine, Rail Position: True



Section	Overall	1400m	1200m	1000m	800m	600m	400m	200m
Section Times	1:36.67 [10] (0:10.94)	1:25.73 [10] (0:11.72)	1:14.01 [10] (0:11.42)	1:02.59 [8] (0:12.00)	0:50.59 [9] (0:11.89)	0:38.70 [8] (0:12.03)	0:26.67 [8] (0:13.00)	0:13.67 [10] (0:13.67)
Average Speed [km/h]	46.3	62.7	63.1	60.5	62.3	61.3	56.2	52.7
Top Speed [km/h]	61.7	65.1	65.3	61.2	64.1	64.2	58.7	54.9
Avg. Dist. to Rail [m]	4.1	3.0	3.6	3.6	4.4	5.2	6.9	8.4
Avg. Stride Freq. [Hz]	2.0	2.3	2.2	2.2	2.3	2.3	2.2	2.1
Avg. Stride Length [m]	6.3	7.4	7.8	7.8	7.6	7.5	7.2	7.0



- [] Ranking at each section and finish
- .-.- No data available at this section
- NA No data available



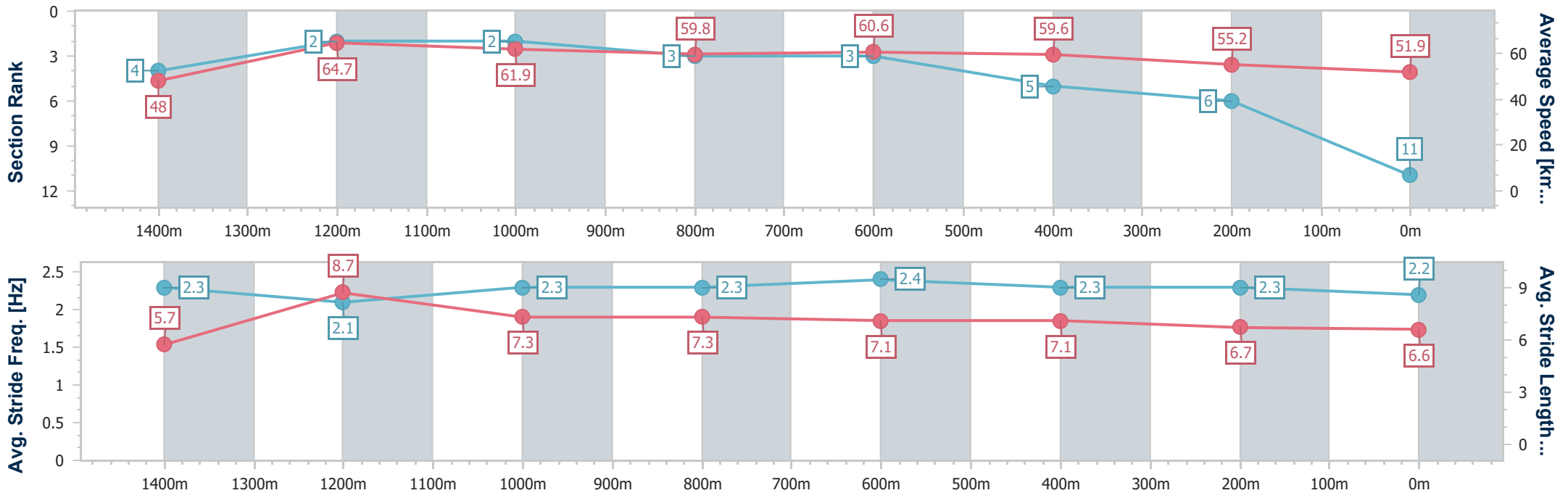
Horse/Jockey Name	Real Mint
Final Rank	11
Fastest Section Time (Section)	0:10.55 (Overall)
Top Speed [km/h] (Section)	65.4 (1400m)
Race State	Finished



Aquis Park Gold Coast Poly QLD Professional
 Race 7: Electract Energy Pty Ltd Class 1 Handicap - 1540m
 14 October 2023 - 17:00
 Track Rating: Synthetic, Weather: Fine, Rail Position: True



Section	Overall	1400m	1200m	1000m	800m	600m	400m	200m
Section Times	1:36.78 [11] (0:10.55)	1:26.23 [4] (0:11.28)	1:14.95 [2] (0:11.61)	1:03.34 [2] (0:12.06)	0:51.28 [3] (0:12.05)	0:39.23 [3] (0:12.18)	0:27.05 [5] (0:13.08)	0:13.97 [6] (0:13.97)
Average Speed [km/h]	48.0	64.7	61.9	59.8	60.6	59.6	55.2	51.9
Top Speed [km/h]	64.9	65.4	63.5	61.4	61.8	61.8	57.6	53.6
Avg. Dist. to Rail [m]	7.8	1.6	0.8	1.0	2.2	1.9	3.2	5.0
Avg. Stride Freq. [Hz]	2.3	2.1	2.3	2.3	2.4	2.3	2.3	2.2
Avg. Stride Length [m]	5.7	8.7	7.3	7.3	7.1	7.1	6.7	6.6



- [] Ranking at each section and finish
- .-.- No data available at this section
- NA No data available