



# Eagle Farm QLD Professional

## Race 3: KOBAYASHI AT AQUIS QTIS Two-Year-Old Handicap - 1000m

14 October 2023 - 12:54



BRISBANE  
RACING CLUB

Track Rating: Good 4, Weather: Fine, Rail Position: +0.5m Entire Course

Section		Overall	800m	600m	400m	200m	Last 600m					
Field Times		0:58.09 (0:13.26)	0:44.83 (0:11.05)	0:33.78 (0:11.09)	0:22.69 (0:10.86)	0:11.83 (0:11.83)	0:33.78					
Rank	TAB Horse/Jockey	Barrier	Top Speed [km/h]	Fastest Section	Margin					Distance Travelled [m]		
1	9 MISHANI SUSPECT Mark Du Plessis	3	68.1 Overall	0:10.86 400m	0:58.09 [1] (0:13.26)	0:44.83 [1] (0:11.05)	0:33.78 [1] (0:11.09)	0:22.69 [1] (0:10.86)	0:11.83 [1] (0:11.83)	0:58.09	0:33.78	
2	1 MISHANI ROCK Les Tilley	11	69.4 400m	0:10.65 400m	0:58.15 [2] (0:13.53)	0:44.62 [4] (0:11.18)	0:33.44 [6] (0:10.96)	0:22.48 [6] (0:10.65)	0:11.83 [2] (0:11.83)	0.36L	0:33.44	+3
3	3 BOOMROUX Justin Huxtable	12	69.1 Overall	0:10.85 400m	0:58.21 [3] (0:13.60)	0:44.61 [6] (0:10.94)	0:33.67 [5] (0:11.10)	0:22.57 [4] (0:10.85)	0:11.72 [4] (0:11.72)	0.66L	0:33.67	+0
4	6 UNEGA WAHY'A Scott Galloway	5	67.5 800m	0:10.94 800m	0:58.80 [4] (0:13.48)	0:45.32 [3] (0:10.94)	0:34.38 [3] (0:11.07)	0:23.31 [2] (0:10.98)	0:12.33 [3] (0:12.33)	4.17L	0:34.38	+1
5	5 PRIDE OF SAVABELLA Ryan Maloney	14	68.9 Overall	0:11.00 800m	0:58.84 [5] (0:13.85)	0:44.99 [8] (0:11.00)	0:33.99 [7] (0:11.08)	0:22.91 [7] (0:11.05)	0:11.86 [7] (0:11.86)	4.41L	0:33.99	+0
6	10 MISHANI VOLTAGE Ben Thompson	7	67.2 800m	0:10.89 800m	0:58.88 [6] (0:13.45)	0:45.43 [2] (0:10.89)	0:34.54 [2] (0:11.22)	0:23.32 [3] (0:11.27)	0:12.05 [5] (0:12.05)	4.6L	0:34.54	+2
7	12 MISHANI ECLIPSE Jake Bayliss	9	67.9 Overall	0:10.94 800m	0:59.29 [7] (0:13.58)	0:45.71 [5] (0:10.94)	0:34.77 [4] (0:11.13)	0:23.64 [5] (0:11.32)	0:12.32 [6] (0:12.32)	7.01L	0:34.77	+2
8	8 MISHANI INVINCIBLE Samantha Collett	10	67.4 Overall	0:11.14 600m	0:59.95 [8] (0:13.67)	0:46.28 [7] (0:11.19)	0:35.09 [8] (0:11.14)	0:23.95 [8] (0:11.20)	0:12.75 [8] (0:12.75)	10.94L	0:35.09	+3
9	4 MISHANI BRAZILIAN Blake Spriggs	13	67.6 Overall	0:11.38 800m	1:01.61 [9] (0:13.97)	0:47.64 [9] (0:11.38)	0:36.26 [9] (0:11.43)	0:24.83 [9] (0:11.53)	0:13.30 [9] (0:13.30)	20.65L	0:36.26	+1

Scratched: Mishani Sunset (#11), Mishani Opal (#15), Don'tleavemenow (#13), Mishani Express (#7), Rockrata (#14), Mythbusta (#2)

[ ] Ranking at each section and finish  
 -:-:- No data available at this section  
 NA No data available

SCN Saddle cloth number  
 DNF Did not finish  
 DNT Did not track



Horse/Jockey Name	Mishani Suspect
Final Rank	1
Fastest Section Time (Section)	0:10.86 (400m)
Top Speed [km/h] (Section)	68.1 (Overall)
Race State	Finished

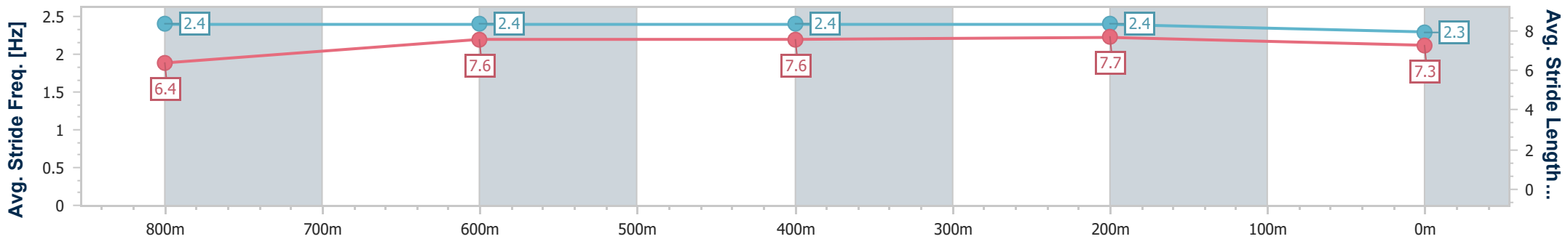
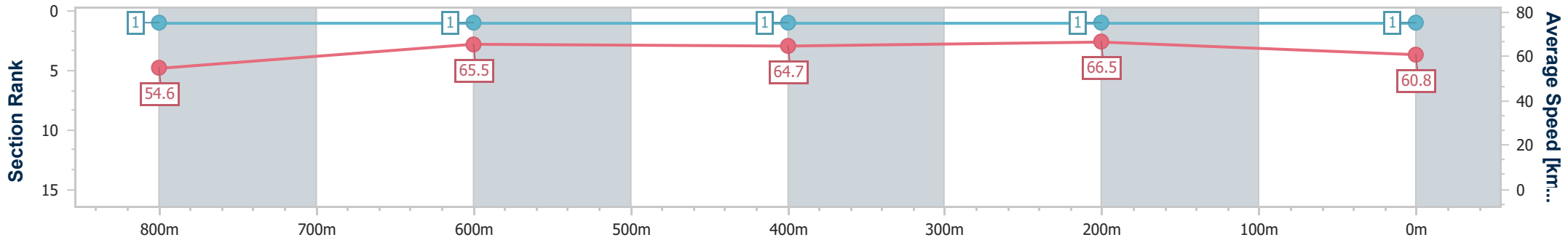


Eagle Farm QLD Professional  
 Race 3: KOBAYASHI AT AQUIS QTIS Two-Year-Old Handicap - 1000m  
 14 October 2023 - 12:54  
 Track Rating: Good 4, Weather: Fine, Rail Position: +0.5m Entire Course



BRISBANE RACING CLUB

Section	Overall	800m	600m	400m	200m
Section Times	0:58.09 [1] (0:13.26)	0:44.83 [1] (0:11.05)	0:33.78 [1] (0:11.09)	0:22.69 [1] (0:10.86)	0:11.83 [1] (0:11.83)
Average Speed [km/h]	54.6	65.5	64.7	66.5	60.8
Top Speed [km/h]	68.1	67.2	65.9	67.5	64.7
Avg. Dist. to Rail [m]	2.1	1.1	0.5	1.4	0.8
Avg. Stride Freq. [Hz]	2.4	2.4	2.4	2.4	2.3
Avg. Stride Length [m]	6.4	7.6	7.6	7.7	7.3



- [ ] Ranking at each section and finish
- .-.- No data available at this section
- NA No data available



Horse/Jockey Name	Mishani Rock
Final Rank	2
Fastest Section Time (Section)	0:10.65 (400m)
Top Speed [km/h] (Section)	69.4 (400m)
Race State	Finished

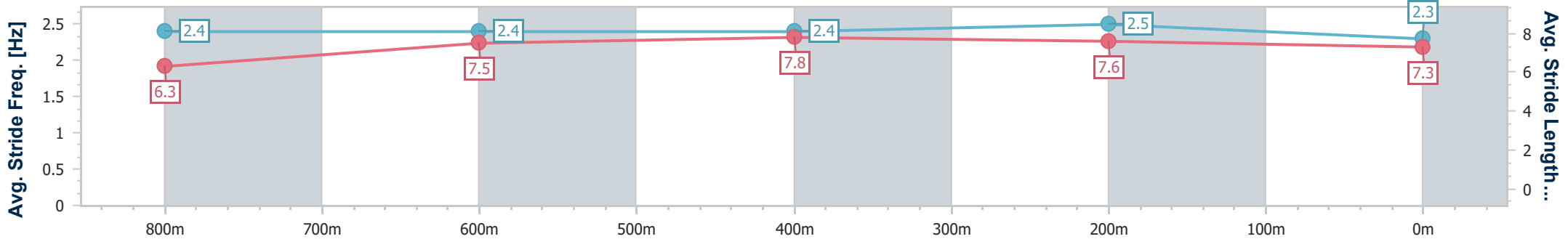
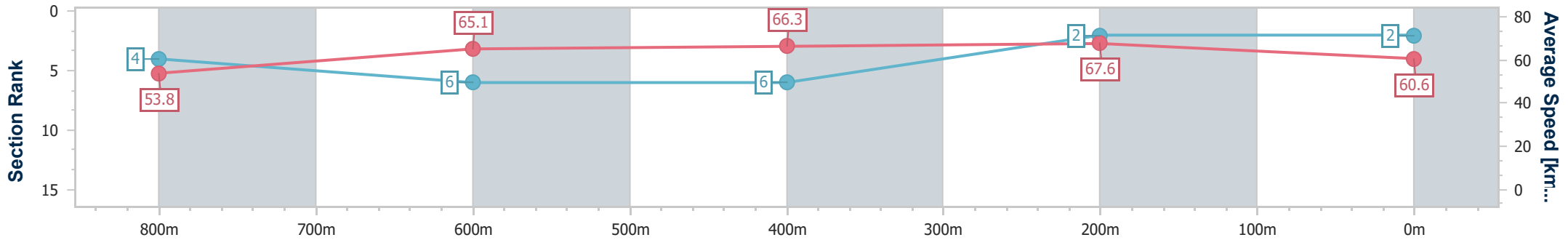


Eagle Farm QLD Professional  
 Race 3: KOBAYASHI AT AQUIS QTIS Two-Year-Old Handicap - 1000m  
 14 October 2023 - 12:54  
 Track Rating: Good 4, Weather: Fine, Rail Position: +0.5m Entire Course



BRISBANE RACING CLUB

Section	Overall	800m	600m	400m	200m
Section Times	0:58.15 [2] (0:13.53)	0:44.62 [4] (0:11.18)	0:33.44 [6] (0:10.96)	0:22.48 [6] (0:10.65)	0:11.83 [2] (0:11.83)
Average Speed [km/h]	53.8	65.1	66.3	67.6	60.6
Top Speed [km/h]	69.3	67.9	68.3	69.4	66.3
Avg. Dist. to Rail [m]	7.6	2.7	1.2	3.4	3.1
Avg. Stride Freq. [Hz]	2.4	2.4	2.4	2.5	2.3
Avg. Stride Length [m]	6.3	7.5	7.8	7.6	7.3



- [ ] Ranking at each section and finish
- .-.- No data available at this section
- NA No data available



Horse/Jockey Name	Boomroux
Final Rank	3
Fastest Section Time (Section)	0:10.85 (400m)
Top Speed [km/h] (Section)	69.1 (Overall)
Race State	Finished

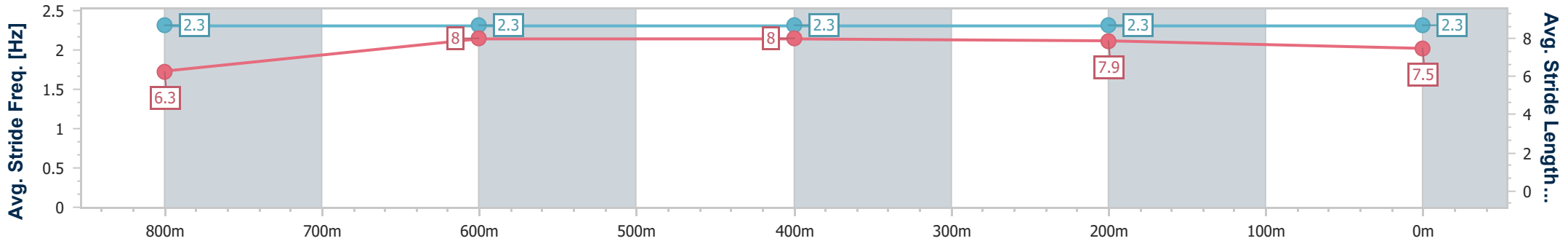
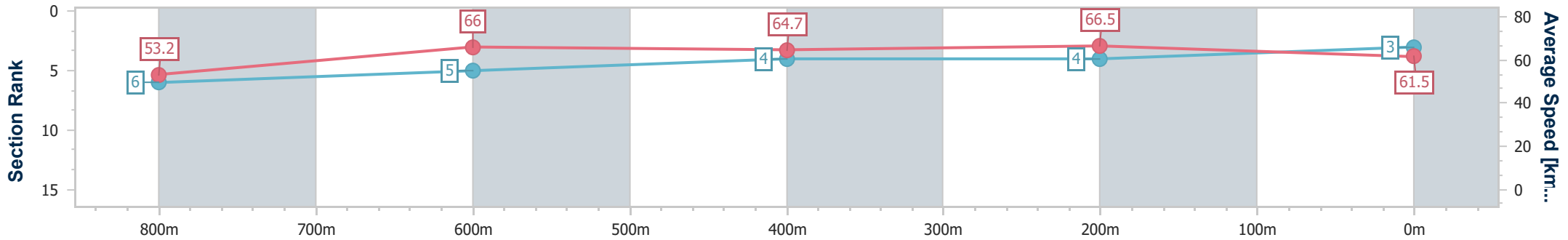


Eagle Farm QLD Professional  
 Race 3: KOBAYASHI AT AQUIS QTIS Two-Year-Old Handicap - 1000m  
 14 October 2023 - 12:54  
 Track Rating: Good 4, Weather: Fine, Rail Position: +0.5m Entire Course



BRISBANE RACING CLUB

Section	Overall	800m	600m	400m	200m
Section Times	0:58.21 [3] (0:13.60)	0:44.61 [6] (0:10.94)	0:33.67 [5] (0:11.10)	0:22.57 [4] (0:10.85)	0:11.72 [4] (0:11.72)
Average Speed [km/h]	53.2	66.0	64.7	66.5	61.5
Top Speed [km/h]	69.1	68.3	65.8	67.8	64.6
Avg. Dist. to Rail [m]	6.0	0.6	0.5	3.8	5.1
Avg. Stride Freq. [Hz]	2.3	2.3	2.3	2.3	2.3
Avg. Stride Length [m]	6.3	8.0	8.0	7.9	7.5



- [ ] Ranking at each section and finish
- .-.- No data available at this section
- NA No data available



Horse/Jockey Name	Unega Wahy'a
Final Rank	4
Fastest Section Time (Section)	0:10.94 (800m)
Top Speed [km/h] (Section)	67.5 (800m)
Race State	Finished

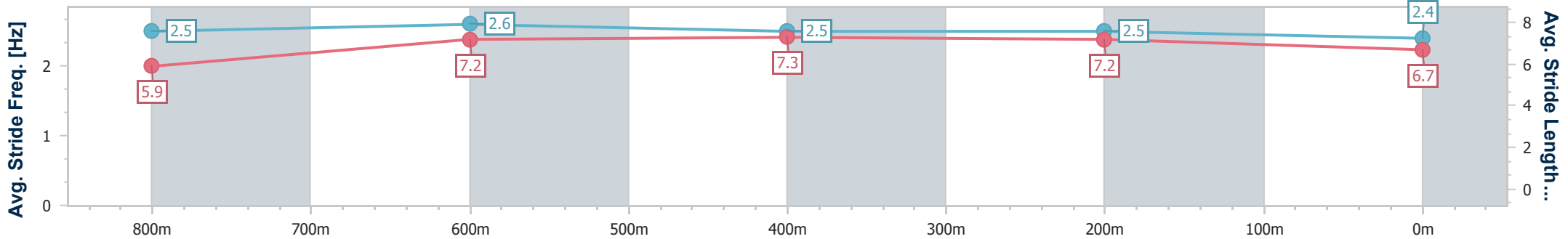
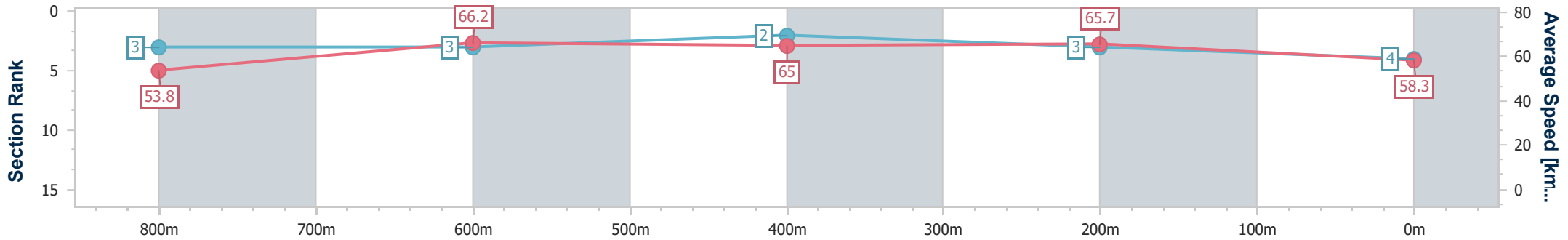


Eagle Farm QLD Professional  
 Race 3: KOBAYASHI AT AQUIS QTIS Two-Year-Old Handicap - 1000m  
 14 October 2023 - 12:54  
 Track Rating: Good 4, Weather: Fine, Rail Position: +0.5m Entire Course



BRISBANE RACING CLUB

Section	Overall	800m	600m	400m	200m
Section Times	0:58.80 [4] (0:13.48)	0:45.32 [3] (0:10.94)	0:34.38 [3] (0:11.07)	0:23.31 [2] (0:10.98)	0:12.33 [3] (0:12.33)
Average Speed [km/h]	53.8	66.2	65.0	65.7	58.3
Top Speed [km/h]	66.9	67.5	66.6	66.8	62.6
Avg. Dist. to Rail [m]	3.6	1.4	0.4	1.7	1.0
Avg. Stride Freq. [Hz]	2.5	2.6	2.5	2.5	2.4
Avg. Stride Length [m]	5.9	7.2	7.3	7.2	6.7



- [ ] Ranking at each section and finish
- .-.- No data available at this section
- NA No data available



Horse/Jockey Name	Pride Of Savabella
Final Rank	5
Fastest Section Time (Section)	0:11.00 (800m)
Top Speed [km/h] (Section)	68.9 (Overall)
Race State	Finished

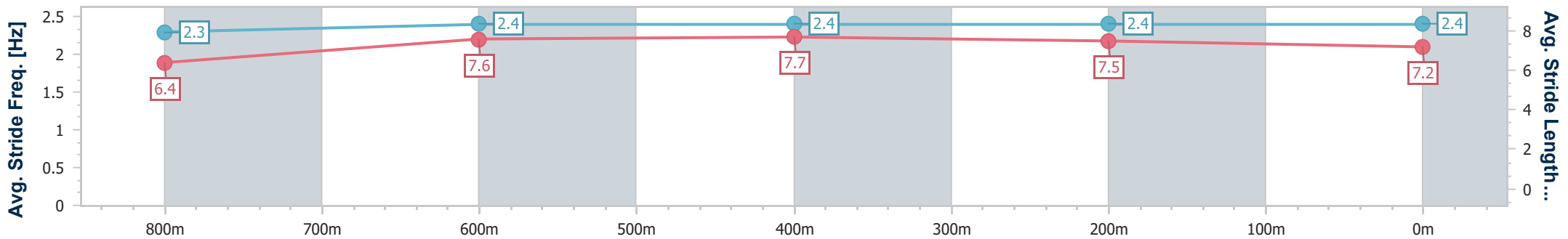
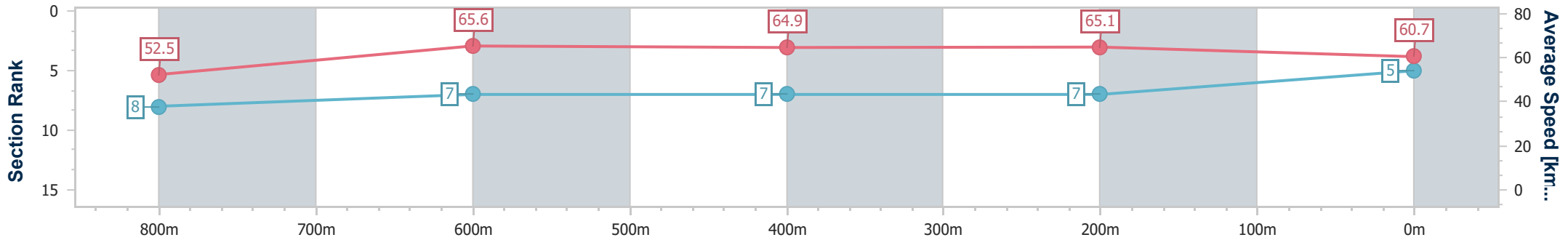


Eagle Farm QLD Professional  
 Race 3: KOBAYASHI AT AQUIS QTIS Two-Year-Old Handicap - 1000m  
 14 October 2023 - 12:54  
 Track Rating: Good 4, Weather: Fine, Rail Position: +0.5m Entire Course



BRISBANE RACING CLUB

Section	Overall	800m	600m	400m	200m
Section Times	0:58.84 [5] (0:13.85)	0:44.99 [8] (0:11.00)	0:33.99 [7] (0:11.08)	0:22.91 [7] (0:11.05)	0:11.86 [7] (0:11.86)
Average Speed [km/h]	52.5	65.6	64.9	65.1	60.7
Top Speed [km/h]	68.9	68.3	65.9	65.7	64.1
Avg. Dist. to Rail [m]	9.6	0.7	0.8	1.5	3.7
Avg. Stride Freq. [Hz]	2.3	2.4	2.4	2.4	2.4
Avg. Stride Length [m]	6.4	7.6	7.7	7.5	7.2



- [ ] Ranking at each section and finish
- .-.- No data available at this section
- NA No data available



Horse/Jockey Name	Mishani Voltage
Final Rank	6
Fastest Section Time (Section)	0:10.89 (800m)
Top Speed [km/h] (Section)	67.2 (800m)
Race State	Finished

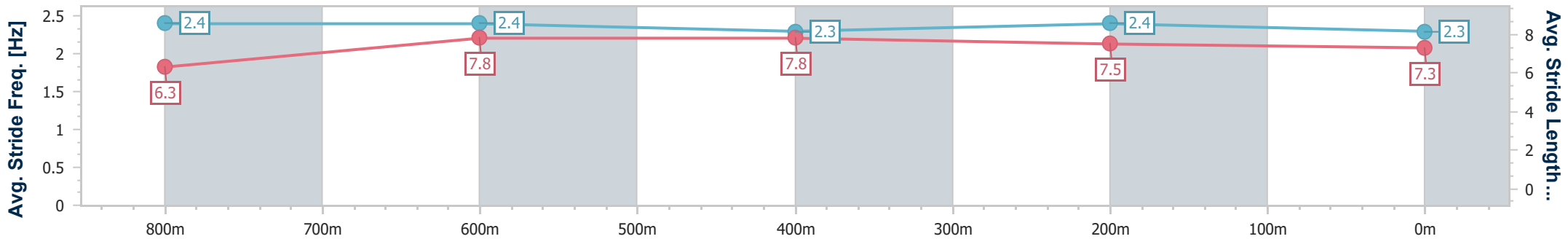
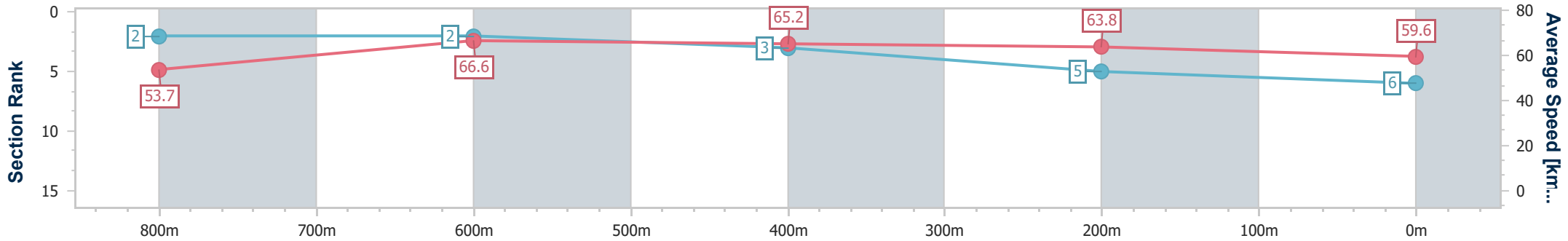


Eagle Farm QLD Professional  
 Race 3: KOBAYASHI AT AQUIS QTIS Two-Year-Old Handicap - 1000m  
 14 October 2023 - 12:54  
 Track Rating: Good 4, Weather: Fine, Rail Position: +0.5m Entire Course



BRISBANE RACING CLUB

Section	Overall	800m	600m	400m	200m
Section Times	0:58.88 [6] (0:13.45)	0:45.43 [2] (0:10.89)	0:34.54 [2] (0:11.22)	0:23.32 [3] (0:11.27)	0:12.05 [5] (0:12.05)
Average Speed [km/h]	53.7	66.6	65.2	63.8	59.6
Top Speed [km/h]	67.2	67.2	66.4	66.5	60.9
Avg. Dist. to Rail [m]	4.6	1.4	2.6	6.2	7.7
Avg. Stride Freq. [Hz]	2.4	2.4	2.3	2.4	2.3
Avg. Stride Length [m]	6.3	7.8	7.8	7.5	7.3



- [ ] Ranking at each section and finish
- .-.- No data available at this section
- NA No data available



Horse/Jockey Name	Mishani Eclipse
Final Rank	7
Fastest Section Time (Section)	0:10.94 (800m)
Top Speed [km/h] (Section)	67.9 (Overall)
Race State	Finished

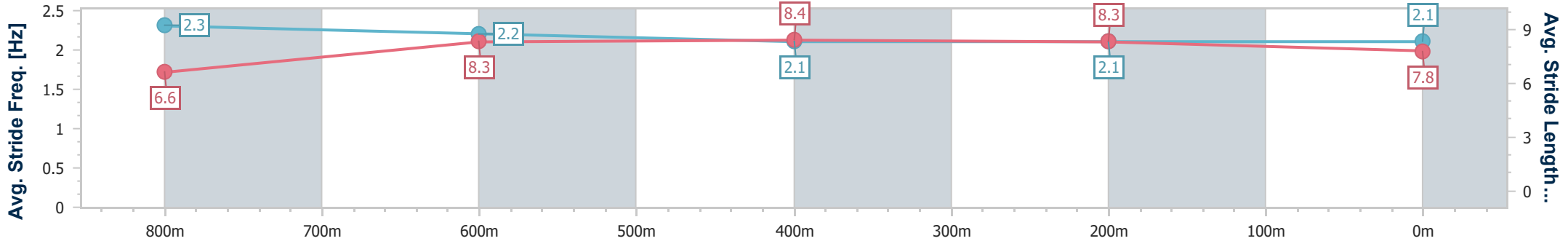
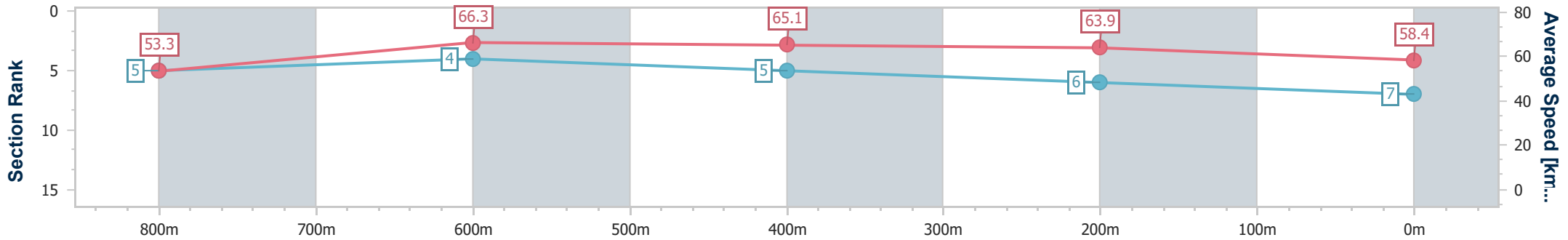


Eagle Farm QLD Professional  
 Race 3: KOBAYASHI AT AQUIS QTIS Two-Year-Old Handicap - 1000m  
 14 October 2023 - 12:54  
 Track Rating: Good 4, Weather: Fine, Rail Position: +0.5m Entire Course



BRISBANE RACING CLUB

Section	Overall	800m	600m	400m	200m
Section Times	0:59.29 [7] (0:13.58)	0:45.71 [5] (0:10.94)	0:34.77 [4] (0:11.13)	0:23.64 [5] (0:11.32)	0:12.32 [6] (0:12.32)
Average Speed [km/h]	53.3	66.3	65.1	63.9	58.4
Top Speed [km/h]	67.9	67.7	66.7	65.7	62.4
Avg. Dist. to Rail [m]	5.8	1.3	2.0	7.4	7.5
Avg. Stride Freq. [Hz]	2.3	2.2	2.1	2.1	2.1
Avg. Stride Length [m]	6.6	8.3	8.4	8.3	7.8



- [ ] Ranking at each section and finish
- .-.- No data available at this section
- NA No data available





Horse/Jockey Name	Mishani Invincible
Final Rank	8
Fastest Section Time (Section)	0:11.14 (600m)
Top Speed [km/h] (Section)	67.4 (Overall)
Race State	Finished

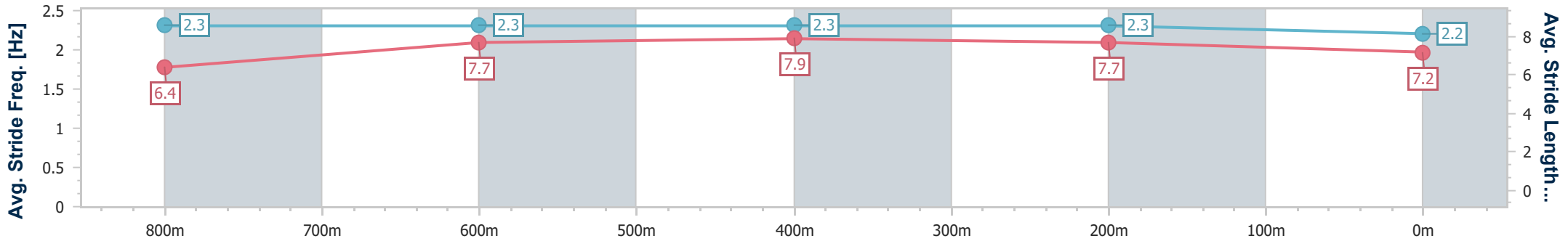
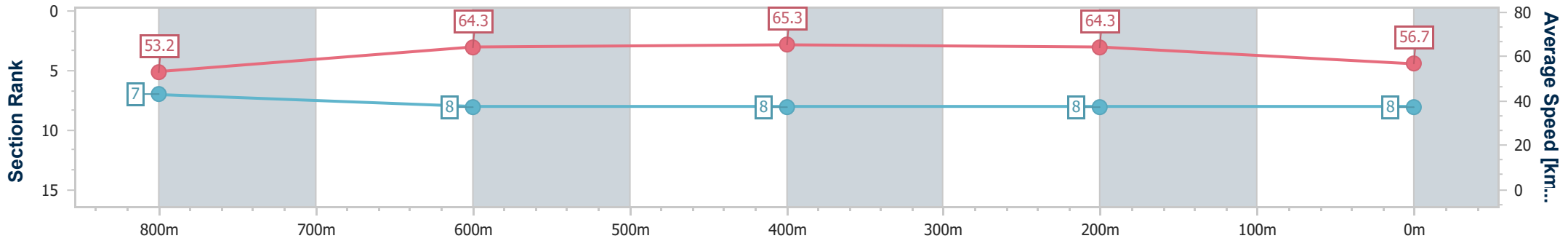


Eagle Farm QLD Professional  
 Race 3: KOBAYASHI AT AQUIS QTIS Two-Year-Old Handicap - 1000m  
 14 October 2023 - 12:54  
 Track Rating: Good 4, Weather: Fine, Rail Position: +0.5m Entire Course



BRISBANE RACING CLUB

Section	Overall	800m	600m	400m	200m
Section Times	0:59.95 [8] (0:13.67)	0:46.28 [7] (0:11.19)	0:35.09 [8] (0:11.14)	0:23.95 [8] (0:11.20)	0:12.75 [8] (0:12.75)
Average Speed [km/h]	53.2	64.3	65.3	64.3	56.7
Top Speed [km/h]	67.4	67.3	65.9	65.7	62.1
Avg. Dist. to Rail [m]	5.9	0.7	2.2	6.1	7.1
Avg. Stride Freq. [Hz]	2.3	2.3	2.3	2.3	2.2
Avg. Stride Length [m]	6.4	7.7	7.9	7.7	7.2



- [ ] Ranking at each section and finish
- .-.- No data available at this section
- NA No data available



Horse/Jockey Name	Mishani Brazilian
Final Rank	9
Fastest Section Time (Section)	0:11.38 (800m)
Top Speed [km/h] (Section)	67.6 (Overall)
Race State	Finished

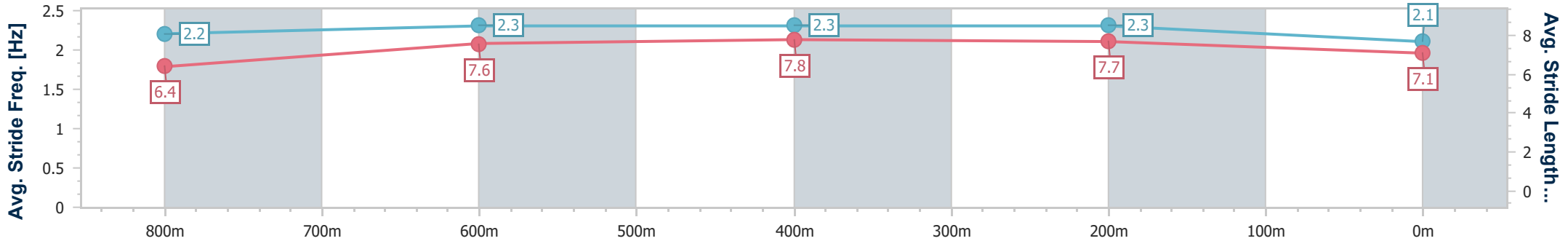
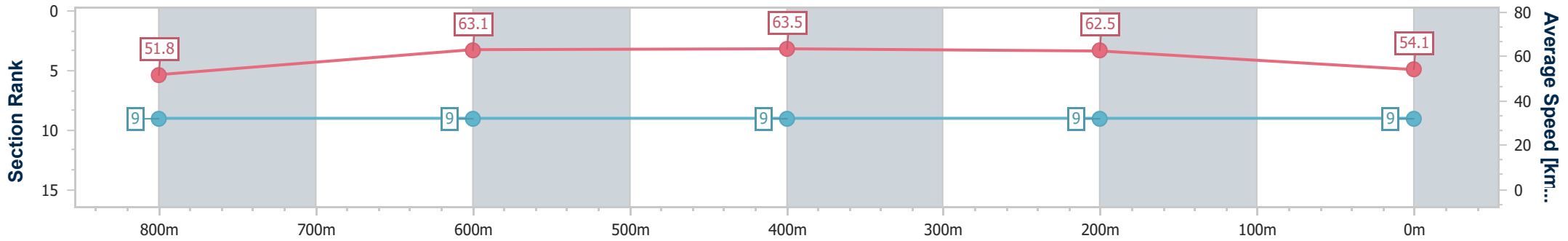


Eagle Farm QLD Professional  
 Race 3: KOBAYASHI AT AQUIS QTIS Two-Year-Old Handicap - 1000m  
 14 October 2023 - 12:54  
 Track Rating: Good 4, Weather: Fine, Rail Position: +0.5m Entire Course



BRISBANE RACING CLUB

Section	Overall	800m	600m	400m	200m
Section Times	1:01.61 [9] (0:13.97)	0:47.64 [9] (0:11.38)	0:36.26 [9] (0:11.43)	0:24.83 [9] (0:11.53)	0:13.30 [9] (0:13.30)
Average Speed [km/h]	51.8	63.1	63.5	62.5	54.1
Top Speed [km/h]	67.6	66.6	64.2	63.5	59.2
Avg. Dist. to Rail [m]	6.9	0.5	1.2	4.8	4.2
Avg. Stride Freq. [Hz]	2.2	2.3	2.3	2.3	2.1
Avg. Stride Length [m]	6.4	7.6	7.8	7.7	7.1



- [ ] Ranking at each section and finish
- .-.- No data available at this section
- NA No data available