



Eagle Farm QLD Professional

Race 4: THIS IS CROSER BENCHMARK 75 Handicap - 1600m

14 October 2023 - 13:25



BRISBANE
RACING CLUB

Track Rating: Good 4, Weather: Fine, Rail Position: +0.5m Entire Course

Section														
Field Times														
Overall	1400m	1200m	1000m	800m	600m	400m	Last 600m							
1:35.74 (0:13.72)	1:22.02 (0:11.60)	1:10.42 (0:11.90)	0:58.52 (0:12.10)	0:46.42 (0:11.72)	0:34.70 (0:11.45)	0:23.25 (0:11.34)	0:34.70							
Rank	TAB	Horse/Jockey	Barrier	Top Speed [km/h]	Fastest Section								Distance Travelled [m]	
1	1	EAGLEMONT Ben Thompson	5	65.9 400m	0:11.13 600m	1:35.74 [1] (0:14.38)	1:21.36 [7] (0:11.58)	1:09.78 [6] (0:11.84)	0:57.94 [6] (0:12.23)	0:45.71 [6] (0:11.54)	0:34.17 [5] (0:11.13)	0:23.04 [4] (0:11.13)	0:34.17	
2	10	TITANIUM Justin Huxtable	3	66.7 400m	0:11.15 600m	1:35.96 [2] (0:14.68)	1:21.28 [10] (0:11.74)	1:09.54 [9] (0:11.77)	0:57.77 [9] (0:12.07)	0:45.70 [8] (0:11.37)	0:34.33 [8] (0:11.15)	0:23.18 [5] (0:11.26)	0:34.33	-5
3	5	MENAZZI Ryan Maloney	6	63.9 600m	0:11.45 600m	1:36.06 [3] (0:13.82)	1:22.24 [2] (0:11.54)	1:10.70 [2] (0:11.86)	0:58.84 [1] (0:12.10)	0:46.74 [1] (0:11.72)	0:35.02 [1] (0:11.45)	0:23.57 [1] (0:11.48)	0:35.02	+1
4	14	PICK ZA BEANS Samantha Collett	4	66.0 400m	0:11.11 400m	1:36.14 [4] (0:14.16)	1:21.98 [5] (0:11.72)	1:10.26 [5] (0:11.90)	0:58.36 [5] (0:12.24)	0:46.12 [5] (0:11.60)	0:34.52 [7] (0:11.38)	0:23.14 [7] (0:11.11)	0:34.52	+5
5	9	PHAISTOS Casey Waddell	10	64.8 400m	0:11.30 400m	1:36.51 [5] (0:14.24)	1:22.27 [6] (0:11.81)	1:10.46 [7] (0:11.87)	0:58.59 [7] (0:12.17)	0:46.42 [7] (0:11.52)	0:34.90 [6] (0:11.43)	0:23.47 [8] (0:11.30)	0:34.90	+5
6	2	O'MUDGEE Jake Molloy	14	65.8 400m	0:11.13 600m	1:36.54 [6] (0:14.75)	1:21.79 [11] (0:12.09)	1:09.70 [11] (0:11.72)	0:57.98 [11] (0:12.05)	0:45.93 [10] (0:11.38)	0:34.55 [10] (0:11.13)	0:23.42 [10] (0:11.24)	0:34.55	+0
7	6	MAGIC CONQUEROR Angela Jones	2	64.5 600m	0:11.43 400m	1:36.54 [7] (0:13.72)	1:22.82 [1] (0:11.60)	1:11.22 [1] (0:11.94)	0:59.28 [2] (0:12.12)	0:47.16 [2] (0:11.69)	0:35.47 [2] (0:11.52)	0:23.95 [2] (0:11.43)	0:35.47	-4
8	7	ACROPHOBIC Boris Thornton	9	66.3 600m	0:11.12 400m	1:36.55 [8] (0:14.60)	1:21.95 [9] (0:12.00)	1:09.95 [10] (0:11.83)	0:58.12 [10] (0:12.26)	0:45.86 [11] (0:11.43)	0:34.43 [11] (0:11.13)	0:23.30 [11] (0:11.12)	0:34.43	+0
9	8	ATON OF DELIGHT Damien Thornton	13	66.1 400m	0:11.20 400m	1:36.56 [9] (0:14.39)	1:22.17 [8] (0:11.78)	1:10.39 [8] (0:11.93)	0:58.46 [8] (0:12.16)	0:46.30 [9] (0:11.54)	0:34.76 [9] (0:11.27)	0:23.49 [9] (0:11.20)	0:34.76	+1
10	3	HYDE Cejay Graham	8	65.6 600m	0:11.32 600m	1:36.80 [10] (0:14.03)	1:22.77 [4] (0:11.75)	1:11.02 [4] (0:11.71)	0:59.31 [3] (0:12.21)	0:47.10 [3] (0:11.58)	0:35.52 [3] (0:11.32)	0:24.20 [3] (0:11.37)	0:35.52	+4

Scratched: Flying Joy (#11), Intuition (#4), Sebring Girl (#13)

[] Ranking at each section and finish
 -:-:- No data available at this section
 NA No data available

SCN Saddle cloth number
 DNF Did not finish
 DNT Did not track



Eagle Farm QLD Professional

Race 4: THIS IS CROSER BENCHMARK 75 Handicap - 1600m

14 October 2023 - 13:25



BRISBANE
RACING CLUB

Track Rating: Good 4, Weather: Fine, Rail Position: +0.5m Entire Course

Section	Overall	1400m	1200m	1000m	800m	600m	400m	Last 600m
Field Times	1:35.74 (0:13.72)	1:22.02 (0:11.60)	1:10.42 (0:11.90)	0:58.52 (0:12.10)	0:46.42 (0:11.72)	0:34.70 (0:11.45)	0:23.25 (0:11.34)	0:34.70

Rank	TAB	Horse/Jockey	Barrier	Top Speed [km/h]	Fastest Section	Overall	1400m	1200m	1000m	800m	600m	400m	Last 600m	Distance Travelled [m]
11	12	SHEZA FIRECRACKER	1	64.0	0:11.35	1:37.42 [11]	1:23.41 [3]	1:11.69 [3]	0:59.79 [4]	0:47.60 [4]	0:35.96 [4]	0:24.61 [6]	0:35.96	-6
		Martin Harley		600m	600m	(0:14.01)	(0:11.72)	(0:11.90)	(0:12.19)	(0:11.64)	(0:11.35)	(0:11.58)		

Scratched: Flying Joy (#11), Intuition (#4), Sebring Girl (#13)

[] Ranking at each section and finish
 -:-:- No data available at this section
 NA No data available

SCN Saddle cloth number
 DNF Did not finish
 DNT Did not track



Eagle Farm QLD Professional

Race 4: THIS IS CROSER BENCHMARK 75 Handicap - 1600m

14 October 2023 - 13:25



BRISBANE
RACING CLUB

Track Rating: Good 4, Weather: Fine, Rail Position: +0.5m Entire Course

Section				200m				Last 600m	
Field Times				0:11.91 (0:11.91)				0:34.70	
Rank	TAB	Horse/Jockey	Barrier	Top Speed [km/h]	Fastest Section	Margin			Distance Travelled [m]
1	1	EAGLEMONT Ben Thompson	5	65.9 400m	0:11.13 600m	0:11.91 [1] (0:11.91)	1:35.74		0:34.17
2	10	TITANIUM Justin Huxtable	3	66.7 400m	0:11.15 600m	0:11.92 [5] (0:11.92)	1.24L		0:34.33 -5
3	5	MENAZZI Ryan Maloney	6	63.9 600m	0:11.45 600m	0:12.09 [2] (0:12.09)	1.89L		0:35.02 +1
4	14	PICK ZA BEANS Samantha Collett	4	66.0 400m	0:11.11 400m	0:12.03 [6] (0:12.03)	2.34L		0:34.52 +5
5	9	PHAISTOS Casey Waddell	10	64.8 400m	0:11.30 400m	0:12.17 [8] (0:12.17)	4.52L		0:34.90 +5
6	2	O'MUDGEE Jake Molloy	14	65.8 400m	0:11.13 600m	0:12.18 [9] (0:12.18)	4.7L		0:34.55 +0
7	6	MAGIC CONQUEROR Angela Jones	2	64.5 600m	0:11.43 400m	0:12.52 [4] (0:12.52)	4.7L		0:35.47 -4
8	7	ACROPHOBIC Boris Thornton	9	66.3 600m	0:11.12 400m	0:12.18 [10] (0:12.18)	4.75L		0:34.43 +0
9	8	ATON OF DELIGHT Damien Thornton	13	66.1 400m	0:11.20 400m	0:12.29 [7] (0:12.29)	4.8L		0:34.76 +1
10	3	HYDE Cejay Graham	8	65.6 600m	0:11.32 600m	0:12.83 [3] (0:12.83)	6.22L		0:35.52 +4

Scratched: Flying Joy (#11), Intuition (#4), Sebring Girl (#13)

[] Ranking at each section and finish
 -:-:- No data available at this section
 NA No data available

SCN Saddle cloth number
 DNF Did not finish
 DNT Did not track



Eagle Farm QLD Professional

Race 4: THIS IS CROSER BENCHMARK 75 Handicap - 1600m

14 October 2023 - 13:25



BRISBANE
RACING CLUB

Track Rating: Good 4, Weather: Fine, Rail Position: +0.5m Entire Course

Section				200m				Last 600m	
Field Times				0:11.91 (0:11.91)				0:34.70	
Rank	TAB	Horse/Jockey	Barrier	Top Speed [km/h]	Fastest Section	Margin		Distance Travelled [m]	
11	12	SHEZA FIRECRACKER	1	64.0	0:11.35	0:13.03 [11]	9.88L	0:35.96	-6
		Martin Harley		600m	600m	(0:13.03)			

Scratched: Flying Joy (#11), Intuition (#4), Sebring Girl (#13)

[] Ranking at each section and finish
 -:-:- No data available at this section
 NA No data available

SCN Saddle cloth number
 DNF Did not finish
 DNT Did not track



Horse/Jockey Name	Eaglemont
Final Rank	1
Fastest Section Time (Section)	0:11.13 (600m)
Top Speed [km/h] (Section)	65.9 (400m)
Race State	Finished



Eagle Farm QLD Professional

Race 4: THIS IS CROSER BENCHMARK 75 Handicap - 1600m

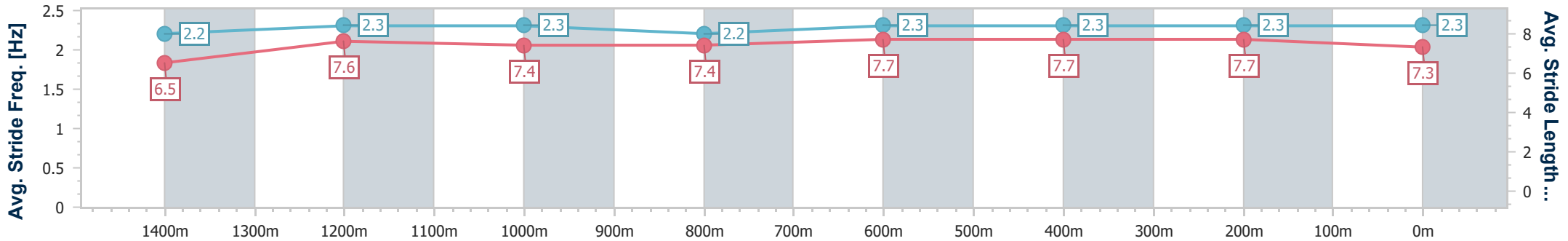
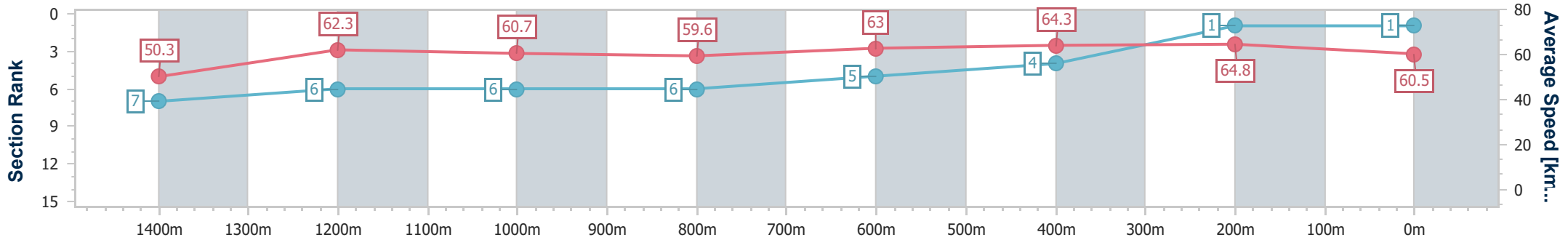
14 October 2023 - 13:25

Track Rating: Good 4, Weather: Fine, Rail Position: +0.5m Entire Course



BRISBANE RACING CLUB

Section	Overall	1400m	1200m	1000m	800m	600m	400m	200m
Section Times	1:35.74 [1] (0:14.38)	1:21.36 [7] (0:11.58)	1:09.78 [6] (0:11.84)	0:57.94 [6] (0:12.23)	0:45.71 [6] (0:11.54)	0:34.17 [5] (0:11.13)	0:23.04 [4] (0:11.13)	0:11.91 [1] (0:11.91)
Average Speed [km/h]	50.3	62.3	60.7	59.6	63.0	64.3	64.8	60.5
Top Speed [km/h]	61.9	63.6	62.3	62.1	63.9	65.5	65.9	63.2
Avg. Dist. to Rail [m]	9.8	1.5	2.2	2.1	1.6	0.8	0.2	0.6
Avg. Stride Freq. [Hz]	2.2	2.3	2.3	2.2	2.3	2.3	2.3	2.3
Avg. Stride Length [m]	6.5	7.6	7.4	7.4	7.7	7.7	7.7	7.3



- [] Ranking at each section and finish
- .-.- No data available at this section
- NA No data available



Horse/Jockey Name	Titanium
Final Rank	2
Fastest Section Time (Section)	0:11.15 (600m)
Top Speed [km/h] (Section)	66.7 (400m)
Race State	Finished



Eagle Farm QLD Professional

Race 4: THIS IS CROSER BENCHMARK 75 Handicap - 1600m

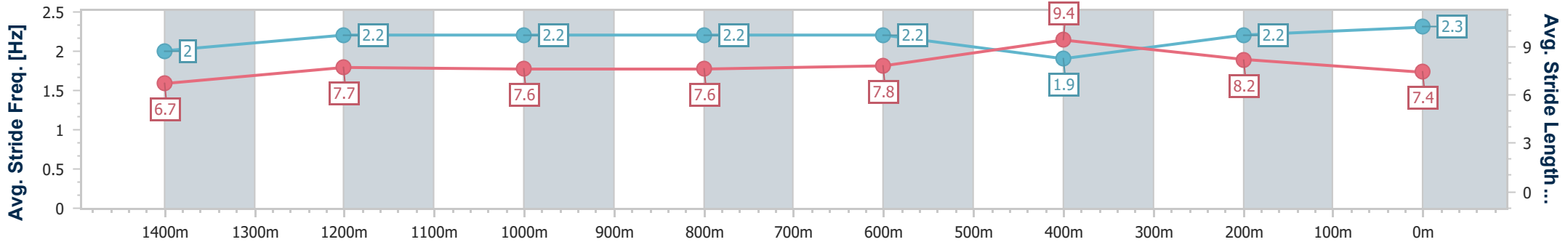
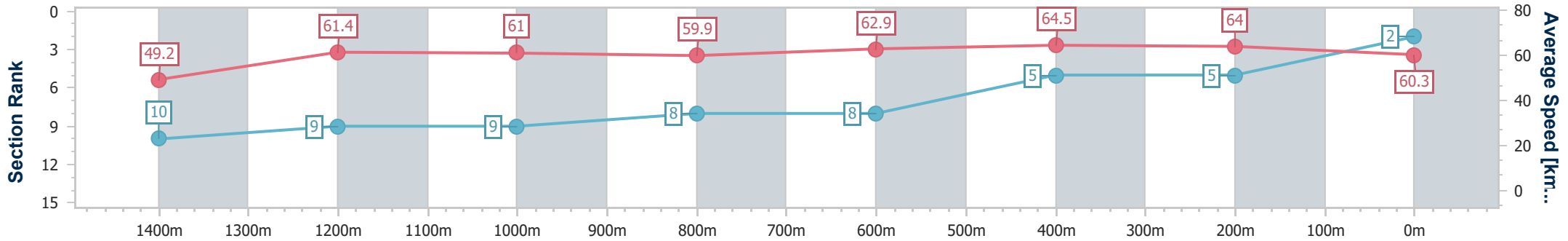
14 October 2023 - 13:25

Track Rating: Good 4, Weather: Fine, Rail Position: +0.5m Entire Course



BRISBANE RACING CLUB

Section	Overall	1400m	1200m	1000m	800m	600m	400m	200m
Section Times	1:35.96 [2] (0:14.68)	1:21.28 [10] (0:11.74)	1:09.54 [9] (0:11.77)	0:57.77 [9] (0:12.07)	0:45.70 [8] (0:11.37)	0:34.33 [8] (0:11.15)	0:23.18 [5] (0:11.26)	0:11.92 [5] (0:11.92)
Average Speed [km/h]	49.2	61.4	61.0	59.9	62.9	64.5	64.0	60.3
Top Speed [km/h]	61.5	63.0	63.2	61.6	63.9	65.3	66.7	63.2
Avg. Dist. to Rail [m]	7.3	0.7	1.0	0.3	1.0	0.3	0.2	2.4
Avg. Stride Freq. [Hz]	2.0	2.2	2.2	2.2	2.2	1.9	2.2	2.3
Avg. Stride Length [m]	6.7	7.7	7.6	7.6	7.8	9.4	8.2	7.4



- [] Ranking at each section and finish
- .-.- No data available at this section
- NA No data available



Horse/Jockey Name	Menazzi
Final Rank	3
Fastest Section Time (Section)	0:11.45 (600m)
Top Speed [km/h] (Section)	63.9 (600m)
Race State	Finished



Eagle Farm QLD Professional

Race 4: THIS IS CROSER BENCHMARK 75 Handicap - 1600m

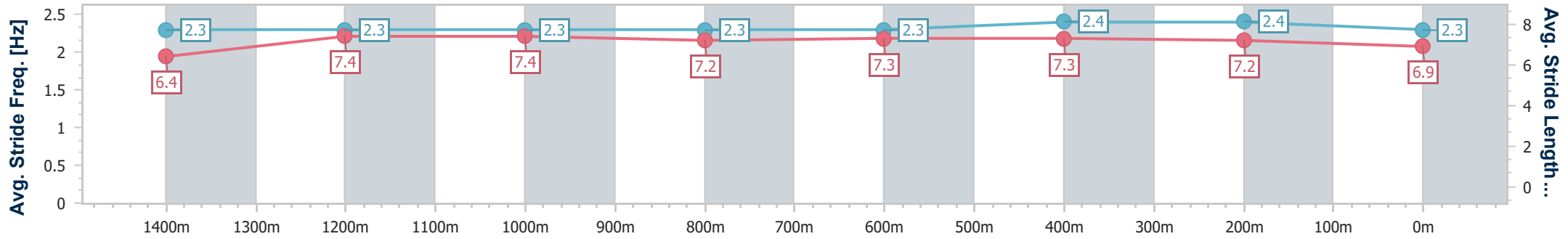
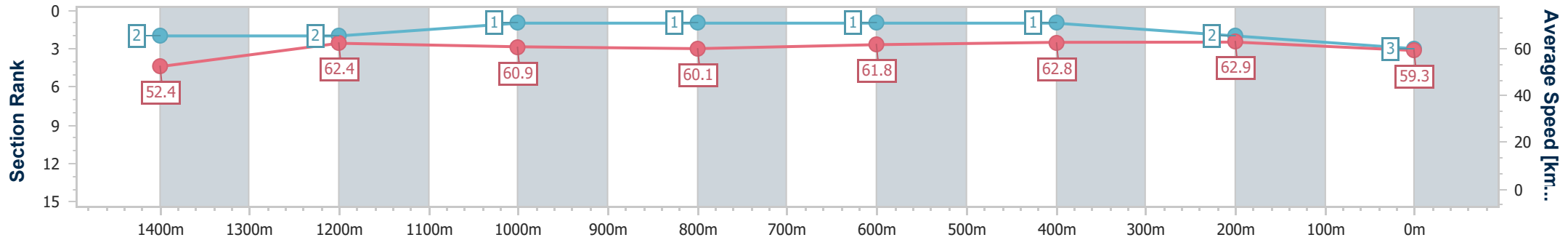
14 October 2023 - 13:25

Track Rating: Good 4, Weather: Fine, Rail Position: +0.5m Entire Course



BRISBANE RACING CLUB

Section	Overall	1400m	1200m	1000m	800m	600m	400m	200m						
Section Times	1:36.06 [3] (0:13.82)	1:22.24 [2] (0:11.54)	1:10.70 [2] (0:11.86)	0:58.84 [1] (0:12.10)	0:46.74 [1] (0:11.72)	0:35.02 [1] (0:11.45)	0:23.57 [1] (0:11.48)	0:12.09 [2] (0:12.09)						
Average Speed [km/h]	52.4	62.4	60.9	60.1	61.8	62.8	62.9	59.3						
Top Speed [km/h]	63.1	63.4	61.3	61.6	62.4	63.9	63.7	61.9						
Avg. Dist. to Rail [m]	10.5	2.4	2.5	1.9	1.5	0.2	0.2	1.3						
Avg. Stride Freq. [Hz]	2.3	2.3	2.3	2.3	2.3	2.4	2.4	2.3						
Avg. Stride Length [m]	6.4	7.4	7.4	7.2	7.3	7.3	7.2	6.9						



- [] Ranking at each section and finish
- .-.- No data available at this section
- NA No data available



Horse/Jockey Name	Pick Za Beans
Final Rank	4
Fastest Section Time (Section)	0:11.11 (400m)
Top Speed [km/h] (Section)	66.0 (400m)
Race State	Finished



Eagle Farm QLD Professional

Race 4: THIS IS CROSER BENCHMARK 75 Handicap - 1600m

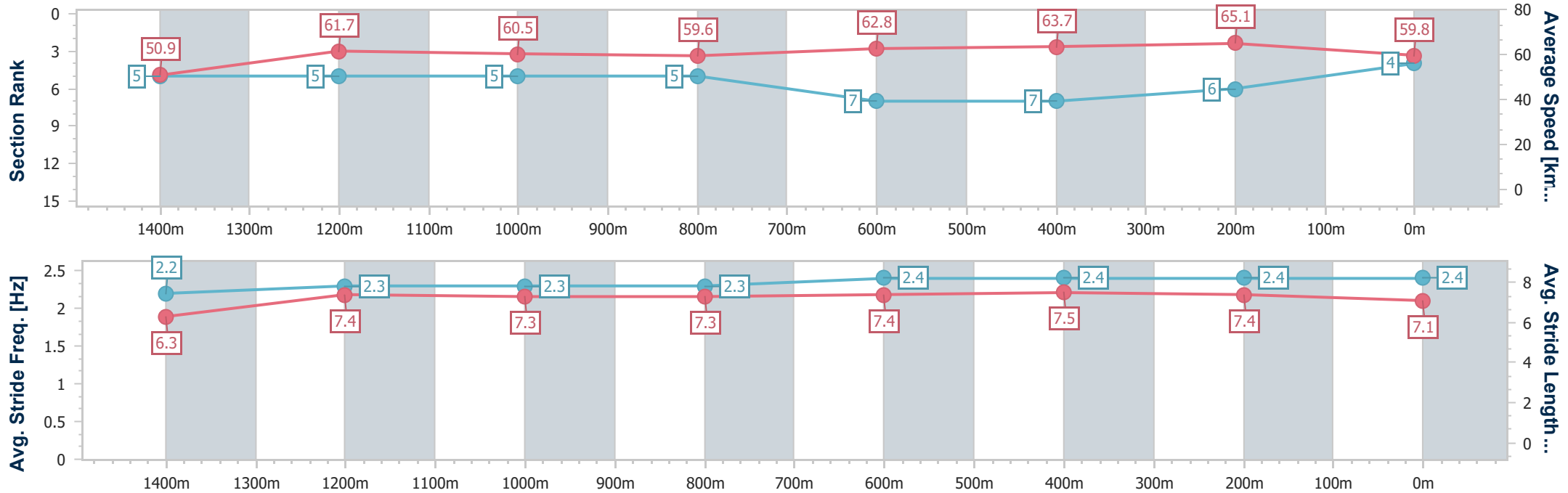
14 October 2023 - 13:25

Track Rating: Good 4, Weather: Fine, Rail Position: +0.5m Entire Course



BRISBANE RACING CLUB

Section	Overall	1400m	1200m	1000m	800m	600m	400m	200m
Section Times	1:36.14 [4] (0:14.16)	1:21.98 [5] (0:11.72)	1:10.26 [5] (0:11.90)	0:58.36 [5] (0:12.24)	0:46.12 [5] (0:11.60)	0:34.52 [7] (0:11.38)	0:23.14 [7] (0:11.11)	0:12.03 [6] (0:12.03)
Average Speed [km/h]	50.9	61.7	60.5	59.6	62.8	63.7	65.1	59.8
Top Speed [km/h]	61.3	62.9	61.6	61.3	63.8	65.4	66.0	62.8
Avg. Dist. to Rail [m]	8.5	2.0	2.4	2.6	2.5	1.9	5.6	4.9
Avg. Stride Freq. [Hz]	2.2	2.3	2.3	2.3	2.4	2.4	2.4	2.4
Avg. Stride Length [m]	6.3	7.4	7.3	7.3	7.4	7.5	7.4	7.1



- [] Ranking at each section and finish
- .-.- No data available at this section
- NA No data available



Horse/Jockey Name	Phaistos
Final Rank	5
Fastest Section Time (Section)	0:11.30 (400m)
Top Speed [km/h] (Section)	64.8 (400m)
Race State	Finished



Eagle Farm QLD Professional

Race 4: THIS IS CROSER BENCHMARK 75 Handicap - 1600m

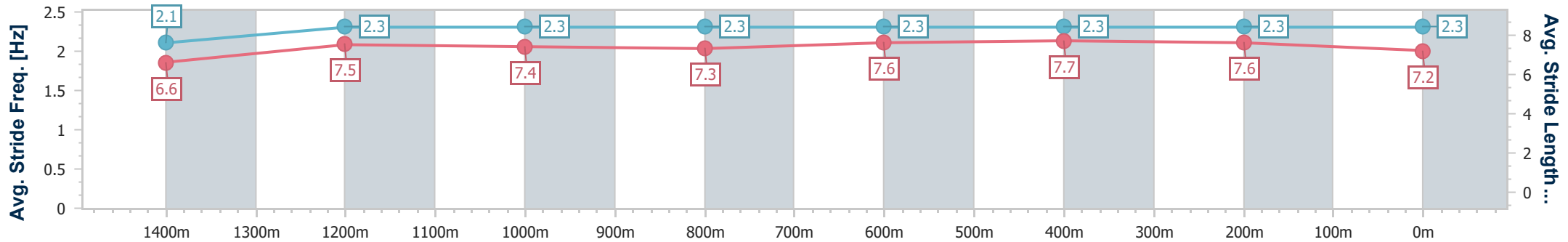
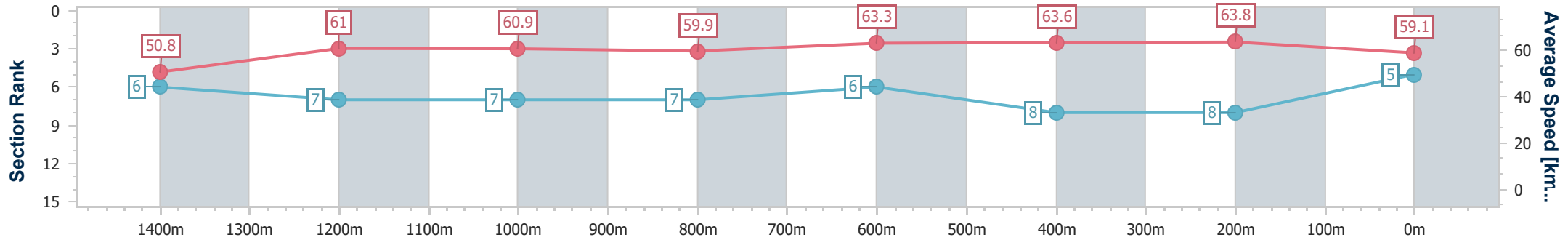
14 October 2023 - 13:25

Track Rating: Good 4, Weather: Fine, Rail Position: +0.5m Entire Course



BRISBANE RACING CLUB

Section	Overall	1400m	1200m	1000m	800m	600m	400m	200m
Section Times	1:36.51 [5] (0:14.24)	1:22.27 [6] (0:11.81)	1:10.46 [7] (0:11.87)	0:58.59 [7] (0:12.17)	0:46.42 [7] (0:11.52)	0:34.90 [6] (0:11.43)	0:23.47 [8] (0:11.30)	0:12.17 [8] (0:12.17)
Average Speed [km/h]	50.8	61.0	60.9	59.9	63.3	63.6	63.8	59.1
Top Speed [km/h]	60.7	62.3	62.2	62.0	63.9	64.6	64.8	62.7
Avg. Dist. to Rail [m]	12.3	3.3	3.4	2.6	2.1	2.9	7.9	9.6
Avg. Stride Freq. [Hz]	2.1	2.3	2.3	2.3	2.3	2.3	2.3	2.3
Avg. Stride Length [m]	6.6	7.5	7.4	7.3	7.6	7.7	7.6	7.2



- [] Ranking at each section and finish
- .-.- No data available at this section
- NA No data available



Horse/Jockey Name	O'mudgee
Final Rank	6
Fastest Section Time (Section)	0:11.13 (600m)
Top Speed [km/h] (Section)	65.8 (400m)
Race State	Finished



Eagle Farm QLD Professional

Race 4: THIS IS CROSER BENCHMARK 75 Handicap - 1600m

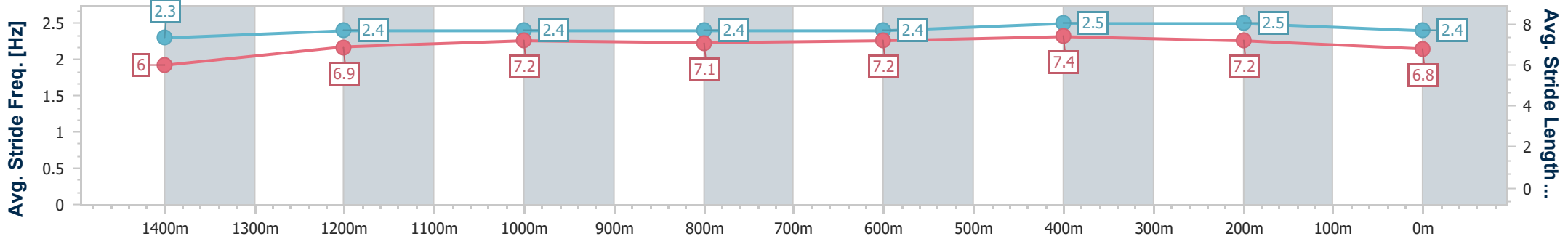
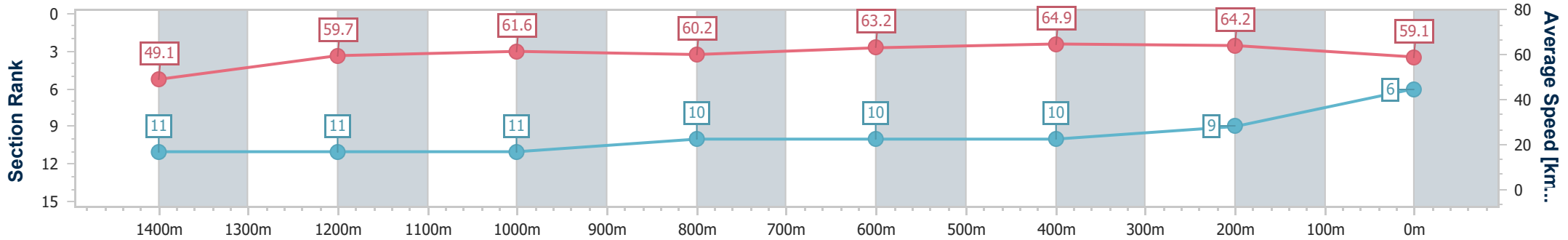
14 October 2023 - 13:25

Track Rating: Good 4, Weather: Fine, Rail Position: +0.5m Entire Course



BRISBANE RACING CLUB

Section	Overall	1400m	1200m	1000m	800m	600m	400m	200m
Section Times	1:36.54 [6] (0:14.75)	1:21.79 [11] (0:12.09)	1:09.70 [11] (0:11.72)	0:57.98 [11] (0:12.05)	0:45.93 [10] (0:11.38)	0:34.55 [10] (0:11.13)	0:23.42 [10] (0:11.24)	0:12.18 [9] (0:12.18)
Average Speed [km/h]	49.1	59.7	61.6	60.2	63.2	64.9	64.2	59.1
Top Speed [km/h]	60.3	62.1	64.1	62.3	64.9	65.5	65.8	61.8
Avg. Dist. to Rail [m]	14.8	2.5	1.8	1.4	0.6	0.7	2.0	1.8
Avg. Stride Freq. [Hz]	2.3	2.4	2.4	2.4	2.4	2.5	2.5	2.4
Avg. Stride Length [m]	6.0	6.9	7.2	7.1	7.2	7.4	7.2	6.8



- [] Ranking at each section and finish
- .-.- No data available at this section
- NA No data available



Horse/Jockey Name	Magic Conqueror
Final Rank	7
Fastest Section Time (Section)	0:11.43 (400m)
Top Speed [km/h] (Section)	64.5 (600m)
Race State	Finished



Eagle Farm QLD Professional

Race 4: THIS IS CROSER BENCHMARK 75 Handicap - 1600m

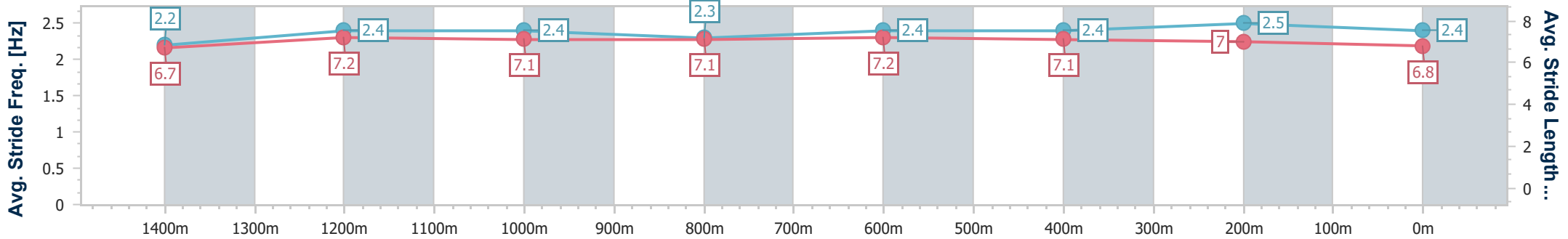
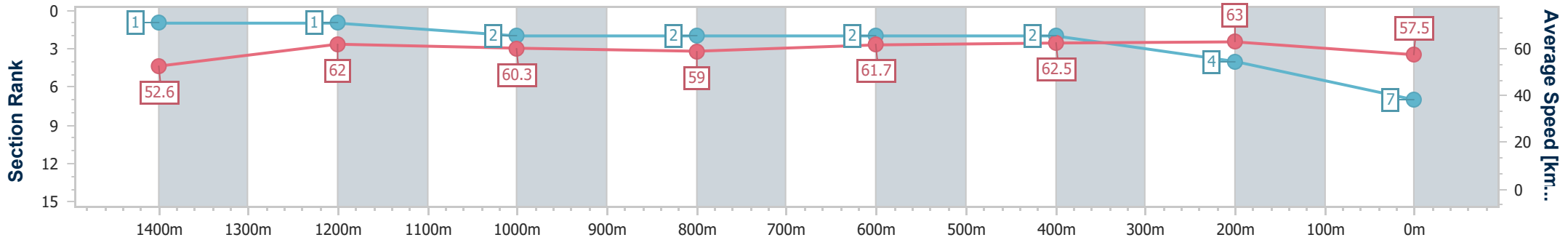
14 October 2023 - 13:25

Track Rating: Good 4, Weather: Fine, Rail Position: +0.5m Entire Course



BRISBANE RACING CLUB

Section	Overall	1400m	1200m	1000m	800m	600m	400m	200m
Section Times	1:36.54 [7] (0:13.72)	1:22.82 [1] (0:11.60)	1:11.22 [1] (0:11.94)	0:59.28 [2] (0:12.12)	0:47.16 [2] (0:11.69)	0:35.47 [2] (0:11.52)	0:23.95 [2] (0:11.43)	0:12.52 [4] (0:12.52)
Average Speed [km/h]	52.6	62.0	60.3	59.0	61.7	62.5	63.0	57.5
Top Speed [km/h]	63.6	63.4	61.3	60.6	64.1	64.5	64.2	61.7
Avg. Dist. to Rail [m]	7.4	0.5	0.8	1.2	0.5	0.5	3.5	3.2
Avg. Stride Freq. [Hz]	2.2	2.4	2.4	2.3	2.4	2.4	2.5	2.4
Avg. Stride Length [m]	6.7	7.2	7.1	7.1	7.2	7.1	7.0	6.8



- [] Ranking at each section and finish
- .-.-.- No data available at this section
- NA No data available



Horse/Jockey Name	Acrophobic
Final Rank	8
Fastest Section Time (Section)	0:11.12 (400m)
Top Speed [km/h] (Section)	66.3 (600m)
Race State	Finished



Eagle Farm QLD Professional

Race 4: THIS IS CROSER BENCHMARK 75 Handicap - 1600m

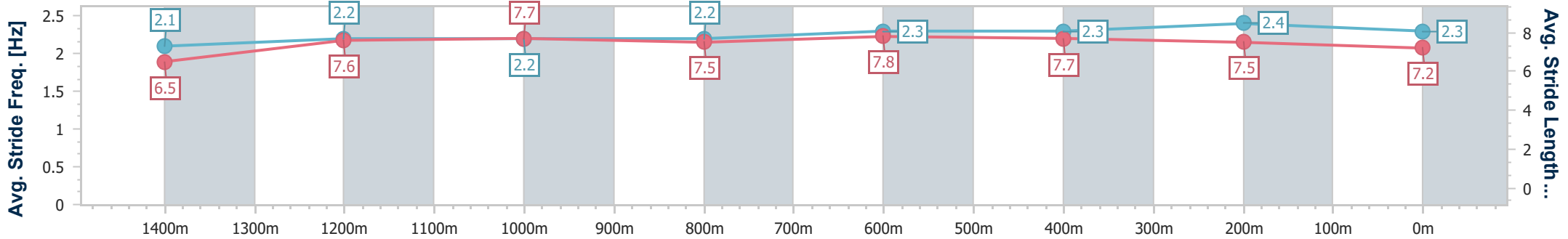
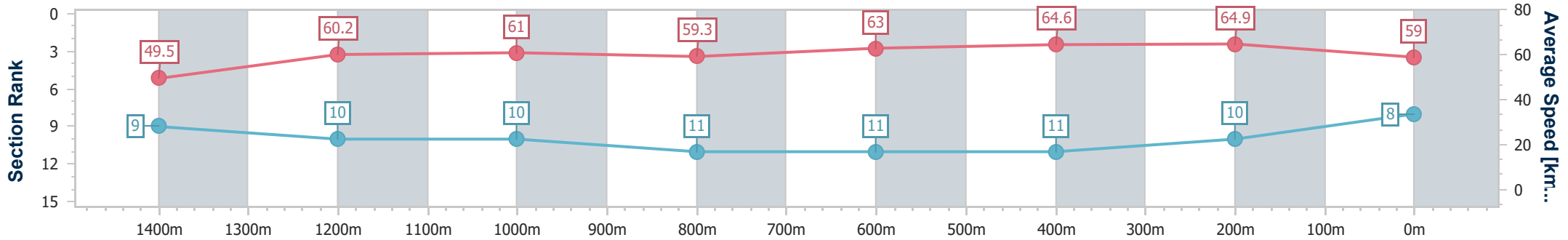
14 October 2023 - 13:25

Track Rating: Good 4, Weather: Fine, Rail Position: +0.5m Entire Course



BRISBANE RACING CLUB

Section	Overall	1400m	1200m	1000m	800m	600m	400m	200m
Section Times	1:36.55 [8] (0:14.60)	1:21.95 [9] (0:12.00)	1:09.95 [10] (0:11.83)	0:58.12 [10] (0:12.26)	0:45.86 [11] (0:11.43)	0:34.43 [11] (0:11.13)	0:23.30 [11] (0:11.12)	0:12.18 [10] (0:12.18)
Average Speed [km/h]	49.5	60.2	61.0	59.3	63.0	64.6	64.9	59.0
Top Speed [km/h]	60.5	61.4	63.6	60.2	64.5	66.3	66.2	63.0
Avg. Dist. to Rail [m]	11.2	1.8	2.8	1.7	0.7	1.5	6.5	8.1
Avg. Stride Freq. [Hz]	2.1	2.2	2.2	2.2	2.3	2.3	2.4	2.3
Avg. Stride Length [m]	6.5	7.6	7.7	7.5	7.8	7.7	7.5	7.2



- [] Ranking at each section and finish
- .-.-.- No data available at this section
- NA No data available



Horse/Jockey Name	Aton Of Delight
Final Rank	9
Fastest Section Time (Section)	0:11.20 (400m)
Top Speed [km/h] (Section)	66.1 (400m)
Race State	Finished



Eagle Farm QLD Professional

Race 4: THIS IS CROSER BENCHMARK 75 Handicap - 1600m

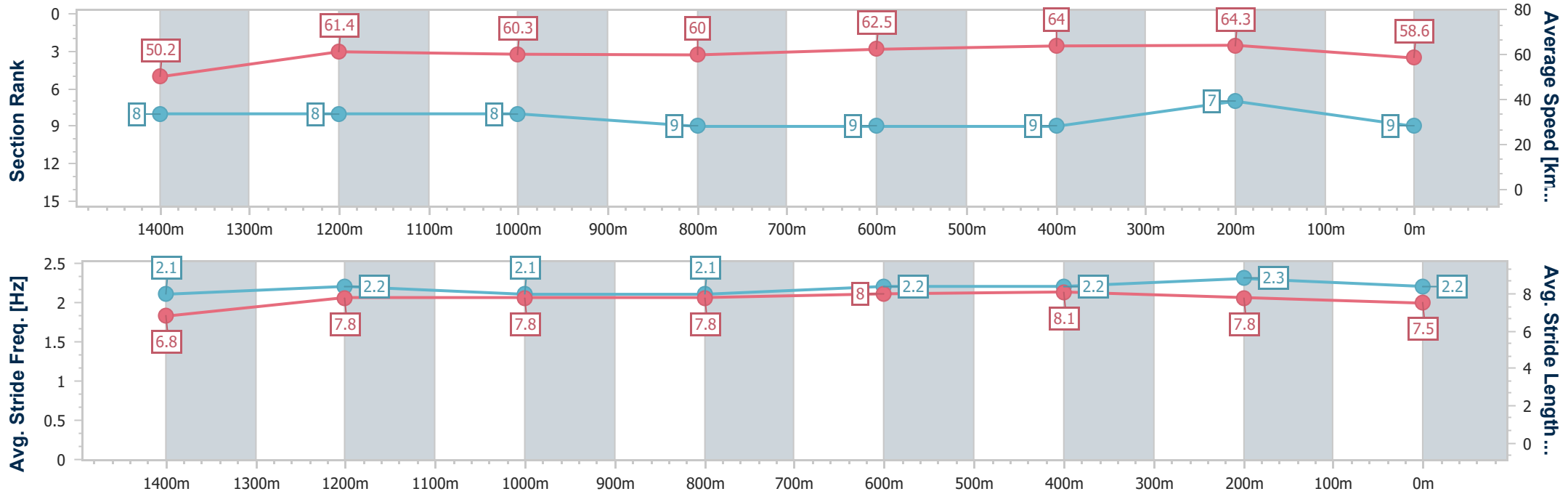
14 October 2023 - 13:25

Track Rating: Good 4, Weather: Fine, Rail Position: +0.5m Entire Course



BRISBANE RACING CLUB

Section	Overall	1400m	1200m	1000m	800m	600m	400m	200m
Section Times	1:36.56 [9] (0:14.39)	1:22.17 [8] (0:11.78)	1:10.39 [8] (0:11.93)	0:58.46 [8] (0:12.16)	0:46.30 [9] (0:11.54)	0:34.76 [9] (0:11.27)	0:23.49 [9] (0:11.20)	0:12.29 [7] (0:12.29)
Average Speed [km/h]	50.2	61.4	60.3	60.0	62.5	64.0	64.3	58.6
Top Speed [km/h]	61.1	62.8	62.6	61.2	63.8	64.9	66.1	61.0
Avg. Dist. to Rail [m]	13.5	2.3	2.4	1.8	1.5	0.4	1.7	5.1
Avg. Stride Freq. [Hz]	2.1	2.2	2.1	2.1	2.2	2.2	2.3	2.2
Avg. Stride Length [m]	6.8	7.8	7.8	7.8	8.0	8.1	7.8	7.5



- [] Ranking at each section and finish
- .-.- No data available at this section
- NA No data available



Horse/Jockey Name	Hyde
Final Rank	10
Fastest Section Time (Section)	0:11.32 (600m)
Top Speed [km/h] (Section)	65.6 (600m)
Race State	Finished



Eagle Farm QLD Professional

Race 4: THIS IS CROSER BENCHMARK 75 Handicap - 1600m

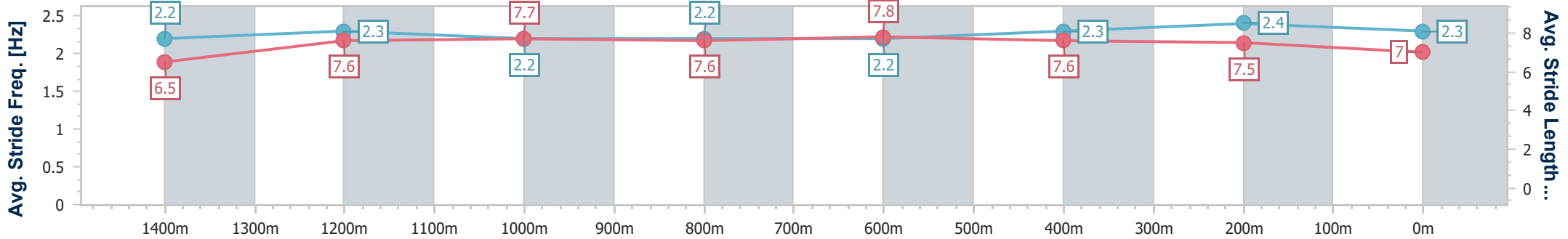
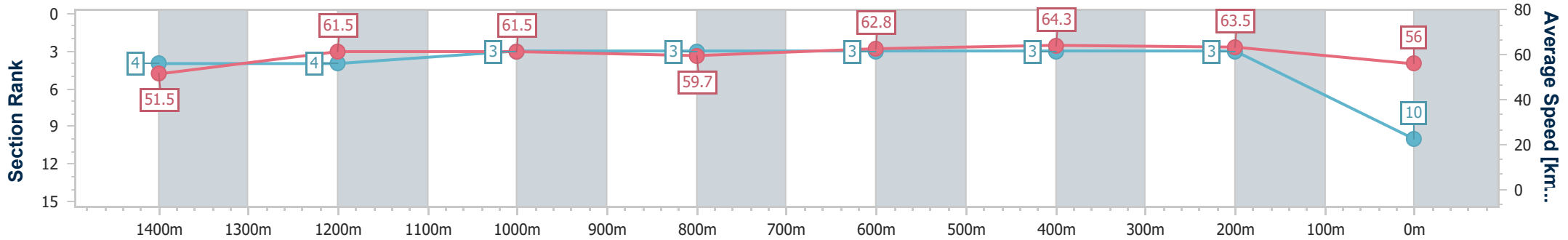
14 October 2023 - 13:25

Track Rating: Good 4, Weather: Fine, Rail Position: +0.5m Entire Course



BRISBANE RACING CLUB

Section	Overall	1400m	1200m	1000m	800m	600m	400m	200m
Section Times	1:36.80 [10] (0:14.03)	1:22.77 [4] (0:11.75)	1:11.02 [4] (0:11.71)	0:59.31 [3] (0:12.21)	0:47.10 [3] (0:11.58)	0:35.52 [3] (0:11.32)	0:24.20 [3] (0:11.37)	0:12.83 [3] (0:12.83)
Average Speed [km/h]	51.5	61.5	61.5	59.7	62.8	64.3	63.5	56.0
Top Speed [km/h]	62.4	62.7	62.6	61.0	63.8	65.6	65.5	60.9
Avg. Dist. to Rail [m]	11.3	3.0	3.0	2.3	1.9	2.8	3.7	3.1
Avg. Stride Freq. [Hz]	2.2	2.3	2.2	2.2	2.2	2.3	2.4	2.3
Avg. Stride Length [m]	6.5	7.6	7.7	7.6	7.8	7.6	7.5	7.0



- [] Ranking at each section and finish
- .-.- No data available at this section
- NA No data available



Horse/Jockey Name	Sheza Firecracker
Final Rank	11
Fastest Section Time (Section)	0:11.35 (600m)
Top Speed [km/h] (Section)	64.0 (600m)
Race State	Finished



Eagle Farm QLD Professional

Race 4: THIS IS CROSER BENCHMARK 75 Handicap - 1600m

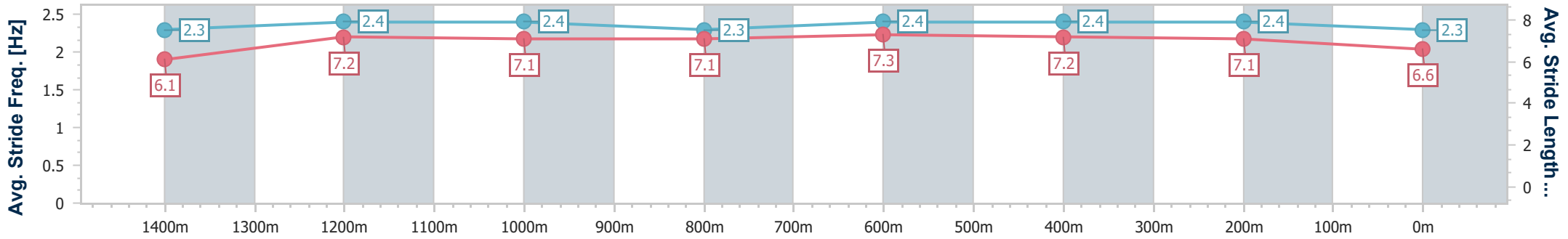
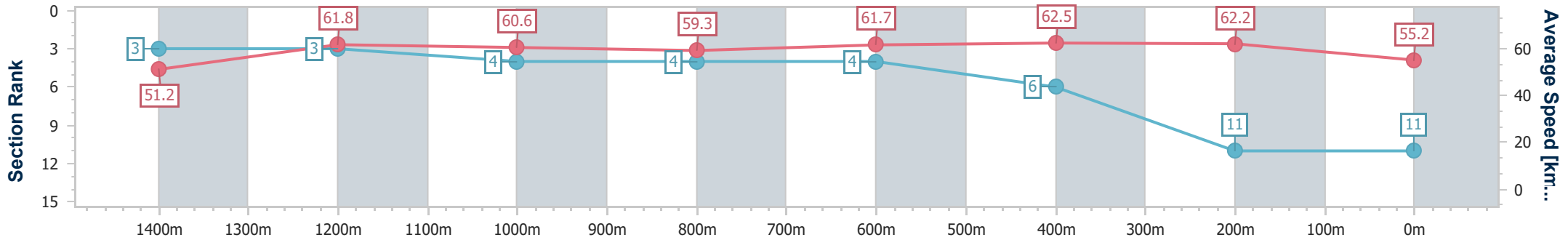
14 October 2023 - 13:25

Track Rating: Good 4, Weather: Fine, Rail Position: +0.5m Entire Course



BRISBANE RACING CLUB

Section	Overall	1400m	1200m	1000m	800m	600m	400m	200m
Section Times	1:37.42 [11] (0:14.01)	1:23.41 [3] (0:11.72)	1:11.69 [3] (0:11.90)	0:59.79 [4] (0:12.19)	0:47.60 [4] (0:11.64)	0:35.96 [4] (0:11.35)	0:24.61 [6] (0:11.58)	0:13.03 [11] (0:13.03)
Average Speed [km/h]	51.2	61.8	60.6	59.3	61.7	62.5	62.2	55.2
Top Speed [km/h]	62.8	63.3	62.6	61.6	63.4	64.0	63.9	59.6
Avg. Dist. to Rail [m]	7.4	2.5	3.2	0.9	0.9	2.3	2.3	3.4
Avg. Stride Freq. [Hz]	2.3	2.4	2.4	2.3	2.4	2.4	2.4	2.3
Avg. Stride Length [m]	6.1	7.2	7.1	7.1	7.3	7.2	7.1	6.6



- [] Ranking at each section and finish
- .-.- No data available at this section
- NA No data available