



# Eagle Farm QLD Professional

## Race 5: EVA AIR Class 3 Plate - 1300m

14 October 2023 - 13:59



BRISBANE  
RACING CLUB

Track Rating: Good 4, Weather: Fine, Rail Position: +0.5m Entire Course

| Section |   | Field Times          |                      |                      |                           |                           |                           |                           |                           |                           |            | Last 600m              |
|---------|---|----------------------|----------------------|----------------------|---------------------------|---------------------------|---------------------------|---------------------------|---------------------------|---------------------------|------------|------------------------|
|         |   | Overall              | 1200m                | 1000m                | 800m                      | 600m                      | 400m                      |                           |                           |                           |            |                        |
|         |   | 1:17.04<br>(0:07.93) | 1:09.11<br>(0:11.05) | 0:58.06<br>(0:11.50) | 0:46.56<br>(0:11.98)      | 0:34.58<br>(0:11.90)      | 0:22.68<br>(0:11.12)      | 0:34.58                   |                           |                           |            |                        |
| Rank    | TAB Horse/Jockey                          | Barrier              | Top Speed [km/h]     | Fastest Section      |                           |                           |                           |                           |                           |                           |            | Distance Travelled [m] |
| 1       | 4 <b>BLAKMAX</b><br>Ryan Maloney          | 13                   | 66.2                 | 0:07.99              | 1:17.04 [1]<br>(0:07.99)  | 1:09.05 [2]<br>(0:11.20)  | 0:57.85 [3]<br>(0:11.85)  | 0:46.00 [3]<br>(0:11.92)  | 0:34.08 [5]<br>(0:11.60)  | 0:22.48 [3]<br>(0:11.02)  | 0:34.08    |                        |
| 2       | 15 <b>MISS TAMBO</b><br>Martin Harley     | 11                   | 67.0                 | 0:08.18              | 1:17.16 [2]<br>(0:08.18)  | 1:08.98 [8]<br>(0:11.44)  | 0:57.54 [8]<br>(0:11.75)  | 0:45.79 [8]<br>(0:11.85)  | 0:33.94 [8]<br>(0:11.60)  | 0:22.34 [7]<br>(0:10.96)  | 0:33.94 +6 |                        |
| 3       | 11 <b>ARGYLE PINK</b><br>Angela Jones     | 15                   | 66.8                 | 0:07.93              | 1:17.17 [3]<br>(0:07.93)  | 1:09.24 [1]<br>(0:11.05)  | 0:58.19 [1]<br>(0:11.50)  | 0:46.69 [1]<br>(0:11.98)  | 0:34.71 [1]<br>(0:11.90)  | 0:22.81 [1]<br>(0:11.12)  | 0:34.71 +1 |                        |
| 4       | 9 <b>ZAHER</b><br>Ben Thompson            | 14                   | 66.1                 | 0:08.00              | 1:17.19 [4]<br>(0:08.00)  | 1:09.19 [3]<br>(0:11.16)  | 0:58.03 [2]<br>(0:11.62)  | 0:46.41 [2]<br>(0:11.93)  | 0:34.48 [2]<br>(0:11.81)  | 0:22.67 [2]<br>(0:11.17)  | 0:34.48 +5 |                        |
| 5       | 5 <b>BULLION BOY</b><br>Jaden Lloyd       | 1                    | 66.9                 | 0:08.17              | 1:17.24 [5]<br>(0:08.17)  | 1:09.07 [7]<br>(0:11.53)  | 0:57.54 [9]<br>(0:11.79)  | 0:45.75 [9]<br>(0:11.90)  | 0:33.85 [10]<br>(0:11.67) | 0:22.18 [11]<br>(0:11.06) | 0:33.85 -2 |                        |
| 6       | 14 <b>YES TO EXCESS</b><br>Blake Spriggs  | 20                   | 66.2                 | 0:08.26              | 1:17.31 [6]<br>(0:08.26)  | 1:09.05 [9]<br>(0:11.27)  | 0:57.78 [7]<br>(0:11.54)  | 0:46.24 [4]<br>(0:11.88)  | 0:34.36 [4]<br>(0:11.70)  | 0:22.66 [5]<br>(0:11.05)  | 0:34.36 +9 |                        |
| 7       | 17 <b>MOUNT FUJI</b><br>Casey Waddell     | 7                    | 66.6                 | 0:08.00              | 1:17.32 [7]<br>(0:08.00)  | 1:09.32 [4]<br>(0:11.36)  | 0:57.96 [4]<br>(0:11.73)  | 0:46.23 [5]<br>(0:11.86)  | 0:34.37 [3]<br>(0:11.69)  | 0:22.68 [4]<br>(0:10.98)  | 0:34.37 +8 |                        |
| 8       | 1 <b>BOODUA ROMANCE</b><br>Michael Murphy | 2                    | 67.4                 | 0:08.32              | 1:17.38 [8]<br>(0:08.32)  | 1:09.06 [11]<br>(0:11.52) | 0:57.54 [10]<br>(0:11.73) | 0:45.81 [10]<br>(0:11.95) | 0:33.86 [12]<br>(0:11.63) | 0:22.23 [12]<br>(0:10.85) | 0:33.86 +4 |                        |
| 9       | 18 <b>UNCLE BUD</b><br>Mark Du Plessis    | 4                    | 65.1                 | 0:08.01              | 1:17.62 [9]<br>(0:08.01)  | 1:09.61 [5]<br>(0:11.37)  | 0:58.24 [5]<br>(0:11.78)  | 0:46.46 [6]<br>(0:11.87)  | 0:34.59 [6]<br>(0:11.71)  | 0:22.88 [6]<br>(0:11.20)  | 0:34.59 +1 |                        |
| 10      | 3 <b>MICRO</b><br>Les Tilley              | 8                    | 66.3                 | 0:08.38              | 1:17.64 [10]<br>(0:08.38) | 1:09.26 [12]<br>(0:11.69) | 0:57.57 [13]<br>(0:11.74) | 0:45.83 [13]<br>(0:11.87) | 0:33.96 [13]<br>(0:11.59) | 0:22.37 [15]<br>(0:10.94) | 0:33.96 +7 |                        |

Scratched: Northern Pride (#7), Jimmy Neutron (#20), Cacophonix (#6), Kibosh (#12), Tojaki (#16)

Report Created: Sat 14 October 2023 14:13 GMT+1 (Note: Timing is based on position data)

Page 1/19

[ ] Ranking at each section and finish  
 -:-:- No data available at this section  
 NA No data available

SCN Saddle cloth number  
 DNF Did not finish  
 DNT Did not track

data processed by TRIPLES DATA



**Eagle Farm QLD Professional**  
**Race 5: EVA AIR Class 3 Plate - 1300m**  
**14 October 2023 - 13:59**



Track Rating: Good 4, Weather: Fine, Rail Position: +0.5m Entire Course

| Section     | Overall              | 1200m                | 1000m                | 800m                 | 600m                 | 400m                 | Last 600m |
|-------------|----------------------|----------------------|----------------------|----------------------|----------------------|----------------------|-----------|
| Field Times | 1:17.04<br>(0:07.93) | 1:09.11<br>(0:11.05) | 0:58.06<br>(0:11.50) | 0:46.56<br>(0:11.98) | 0:34.58<br>(0:11.90) | 0:22.68<br>(0:11.12) | 0:34.58   |

| Rank | TAB | Horse/Jockey                            | Barrier | Top Speed [km/h] | Fastest Section    | Overall                   | 1200m                     | 1000m                     | 800m                      | 600m                      | 400m                      | Last 600m | Distance Travelled [m] |
|------|-----|---|---------|------------------|--------------------|---------------------------|---------------------------|---------------------------|---------------------------|---------------------------|---------------------------|-----------|------------------------|
| 11   | 8   | <b>PAIENBARA</b><br>Boris Thornton      | 9       | 65.9<br>400m     | 0:08.28<br>Overall | 1:17.64 [11]<br>(0:08.28) | 1:09.36 [10]<br>(0:11.59) | 0:57.77 [11]<br>(0:11.74) | 0:46.03 [12]<br>(0:11.78) | 0:34.25 [9]<br>(0:11.64)  | 0:22.61 [10]<br>(0:11.09) | 0:34.25   | +5                     |
| 12   | 19  | <b>ASCOT EXPRESS</b><br>Jake Bayliss    | 5       | 65.3<br>400m     | 0:08.08<br>Overall | 1:17.68 [12]<br>(0:08.08) | 1:09.60 [6]<br>(0:11.45)  | 0:58.15 [6]<br>(0:11.78)  | 0:46.37 [7]<br>(0:11.87)  | 0:34.50 [7]<br>(0:11.75)  | 0:22.75 [9]<br>(0:11.14)  | 0:34.50   | +7                     |
| 13   | 13  | <b>SEA RIPPLE</b><br>Damien Thornton    | 3       | 67.4<br>400m     | 0:08.48<br>Overall | 1:17.68 [13]<br>(0:08.48) | 1:09.20 [14]<br>(0:11.72) | 0:57.48 [15]<br>(0:11.78) | 0:45.70 [15]<br>(0:11.74) | 0:33.96 [15]<br>(0:11.43) | 0:22.53 [12]<br>(0:10.89) | 0:33.96   | +6                     |
| 14   | 10  | <b>APRIL IN AUGUSTA</b><br>Cejay Graham | 16      | 67.3<br>600m     | 0:08.42<br>Overall | 1:17.79 [14]<br>(0:08.42) | 1:09.37 [13]<br>(0:11.62) | 0:57.75 [12]<br>(0:11.57) | 0:46.18 [11]<br>(0:11.88) | 0:34.30 [11]<br>(0:11.44) | 0:22.86 [8]<br>(0:10.99)  | 0:34.30   | +10                    |
| 15   | 2   | <b>JIMMY'S DREAM</b><br>Justin Huxtable | 6       | 67.9<br>400m     | 0:08.69<br>Overall | 1:17.84 [15]<br>(0:08.69) | 1:09.15 [15]<br>(0:11.45) | 0:57.70 [14]<br>(0:11.68) | 0:46.02 [14]<br>(0:11.89) | 0:34.13 [14]<br>(0:11.49) | 0:22.64 [14]<br>(0:10.87) | 0:34.13   | +4                     |

Scratched: Northern Pride (#7), Jimmy Neutron (#20), Cacophonix (#6), Kibosh (#12), Tojaki (#16)

[ ] Ranking at each section and finish  
 -:-:-:- No data available at this section  
 NA No data available

SCN Saddle cloth number  
 DNF Did not finish  
 DNT Did not track



**Eagle Farm QLD Professional**  
**Race 5: EVA AIR Class 3 Plate - 1300m**  
**14 October 2023 - 13:59**



Track Rating: Good 4, Weather: Fine, Rail Position: +0.5m Entire Course

| Section     |     |   |         |                  |                    |                           | 200m    |  |  | Last 600m              |
|-------------|-----|---|---------|------------------|--------------------|---------------------------|---------|--|--|------------------------|
| Field Times |     |   |         |                  |                    |                           | 0:11.56 |  |  | 0:34.58                |
|             |     |   |         |                  |                    |                           |         |  |  |                        |
| Rank        | TAB | Horse/Jockey                            | Barrier | Top Speed [km/h] | Fastest Section    | Margin                    |         |  |  | Distance Travelled [m] |
| 1           | 4   | <b>BLAKMAX</b><br>Ryan Maloney          | 13      | 66.2<br>400m     | 0:07.99<br>Overall | 0:11.46 [2]<br>(0:11.46)  | 1:17.04 |  |  | 0:34.08                |
| 2           | 15  | <b>MISS TAMBO</b><br>Martin Harley      | 11      | 67.0<br>400m     | 0:08.18<br>Overall | 0:11.38 [6]<br>(0:11.38)  | 0.71L   |  |  | 0:33.94 +6             |
| 3           | 11  | <b>ARGYLE PINK</b><br>Angela Jones      | 15      | 66.8<br>1200m    | 0:07.93<br>Overall | 0:11.69 [1]<br>(0:11.69)  | 0.77L   |  |  | 0:34.71 +1             |
| 4           | 9   | <b>ZAHER</b><br>Ben Thompson            | 14      | 66.1<br>1200m    | 0:08.00<br>Overall | 0:11.50 [4]<br>(0:11.50)  | 0.89L   |  |  | 0:34.48 +5             |
| 5           | 5   | <b>BULLION BOY</b><br>Jaden Lloyd       | 1       | 66.9<br>400m     | 0:08.17<br>Overall | 0:11.12 [13]<br>(0:11.12) | 1.22L   |  |  | 0:33.85 -2             |
| 6           | 14  | <b>YES TO EXCESS</b><br>Blake Spriggs   | 20      | 66.2<br>1200m    | 0:08.26<br>Overall | 0:11.61 [5]<br>(0:11.61)  | 1.63L   |  |  | 0:34.36 +9             |
| 7           | 17  | <b>MOUNT FUJI</b><br>Casey Waddell      | 7       | 66.6<br>400m     | 0:08.00<br>Overall | 0:11.70 [3]<br>(0:11.70)  | 1.65L   |  |  | 0:34.37 +8             |
| 8           | 1   | <b>BOODUA ROMANCE</b><br>Michael Murphy | 2       | 67.4<br>400m     | 0:08.32<br>Overall | 0:11.38 [9]<br>(0:11.38)  | 2.01L   |  |  | 0:33.86 +4             |
| 9           | 18  | <b>UNCLE BUD</b><br>Mark Du Plessis     | 4       | 65.1<br>400m     | 0:08.01<br>Overall | 0:11.68 [8]<br>(0:11.68)  | 3.43L   |  |  | 0:34.59 +1             |
| 10          | 3   | <b>MICRO</b><br>Les Tilley              | 8       | 66.3<br>400m     | 0:08.38<br>Overall | 0:11.43 [15]<br>(0:11.43) | 3.52L   |  |  | 0:33.96 +7             |

Scratched: Northern Pride (#7), Jimmy Neutron (#20), Cacophonix (#6), Kibosh (#12), Tojaki (#16)

[ ] Ranking at each section and finish  
 -:-:- No data available at this section  
 NA No data available

SCN Saddle cloth number  
 DNF Did not finish  
 DNT Did not track



**Eagle Farm QLD Professional**  
**Race 5: EVA AIR Class 3 Plate - 1300m**  
**14 October 2023 - 13:59**



Track Rating: Good 4, Weather: Fine, Rail Position: +0.5m Entire Course

| Section     |                                     |         |                  | 200m                 |                           |       |  | Last 600m              |     |
|-------------|-------------------------------------|---------|------------------|----------------------|---------------------------|-------|--|------------------------|-----|
| Field Times |                                     |         |                  | 0:11.56<br>(0:11.56) |                           |       |  | 0:34.58                |     |
| Rank        | TAB Horse/Jockey                    | Barrier | Top Speed [km/h] | Fastest Section      | Margin                    |       |  | Distance Travelled [m] |     |
| 11          | 8 PAIENBARA<br>Boris Thornton       | 9       | 65.9<br>400m     | 0:08.28<br>Overall   | 0:11.52 [14]<br>(0:11.52) | 3.54L |  | 0:34.25                | +5  |
| 12          | 19 ASCOT EXPRESS<br>Jake Bayliss    | 5       | 65.3<br>400m     | 0:08.08<br>Overall   | 0:11.61 [11]<br>(0:11.61) | 3.79L |  | 0:34.50                | +7  |
| 13          | 13 SEA RIPPLE<br>Damien Thornton    | 3       | 67.4<br>400m     | 0:08.48<br>Overall   | 0:11.64 [10]<br>(0:11.64) | 3.8L  |  | 0:33.96                | +6  |
| 14          | 10 APRIL IN AUGUSTA<br>Cejay Graham | 16      | 67.3<br>600m     | 0:08.42<br>Overall   | 0:11.87 [7]<br>(0:11.87)  | 4.41L |  | 0:34.30                | +10 |
| 15          | 2 JIMMY'S DREAM<br>Justin Huxtable  | 6       | 67.9<br>400m     | 0:08.69<br>Overall   | 0:11.77 [11]<br>(0:11.77) | 4.75L |  | 0:34.13                | +4  |

Scratched: Northern Pride (#7), Jimmy Neutron (#20), Cacophonix (#6), Kibosh (#12), Tojaki (#16)



|                                |                   |
|--------------------------------|-------------------|
| Horse/Jockey Name              | Blakmax           |
| Final Rank                     | 1                 |
| Fastest Section Time (Section) | 0:07.99 (Overall) |
| Top Speed [km/h] (Section)     | 66.2 (400m)       |
| Race State                     | Finished          |

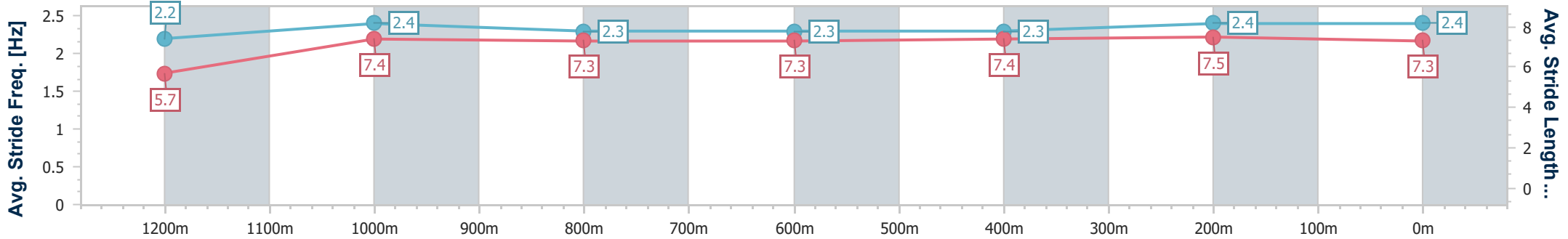
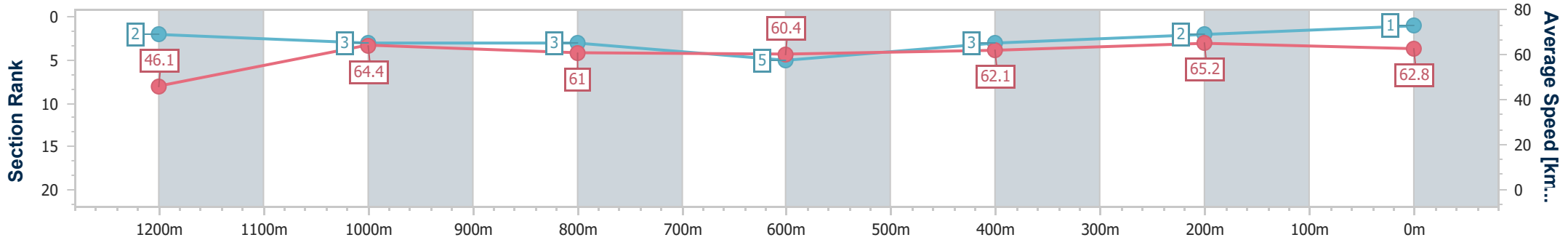


Eagle Farm QLD Professional  
 Race 5: EVA AIR Class 3 Plate - 1300m  
 14 October 2023 - 13:59  
 Track Rating: Good 4, Weather: Fine, Rail Position: +0.5m Entire Course



BRISBANE  
 RACING CLUB

| Section                | Overall                  | 1200m                    | 1000m                    | 800m                     | 600m                     | 400m                     | 200m                     |
|------------------------|--------------------------|--------------------------|--------------------------|--------------------------|--------------------------|--------------------------|--------------------------|
| Section Times          | 1:17.04 [1]<br>(0:07.99) | 1:09.05 [2]<br>(0:11.20) | 0:57.85 [3]<br>(0:11.85) | 0:46.00 [3]<br>(0:11.92) | 0:34.08 [5]<br>(0:11.60) | 0:22.48 [3]<br>(0:11.02) | 0:11.46 [2]<br>(0:11.46) |
| Average Speed [km/h]   | 46.1                     | 64.4                     | 61.0                     | 60.4                     | 62.1                     | 65.2                     | 62.8                     |
| Top Speed [km/h]       | 63.1                     | 65.0                     | 63.6                     | 61.3                     | 63.5                     | 66.2                     | 65.0                     |
| Avg. Dist. to Rail [m] | 19.6                     | 3.4                      | 0.8                      | 0.6                      | 0.5                      | 0.9                      | 2.1                      |
| Avg. Stride Freq. [Hz] | 2.2                      | 2.4                      | 2.3                      | 2.3                      | 2.3                      | 2.4                      | 2.4                      |
| Avg. Stride Length [m] | 5.7                      | 7.4                      | 7.3                      | 7.3                      | 7.4                      | 7.5                      | 7.3                      |



- [ ] Ranking at each section and finish
- .-.- No data available at this section
- NA No data available



|                                |                   |
|--------------------------------|-------------------|
| Horse/Jockey Name              | Miss Tambo        |
| Final Rank                     | 2                 |
| Fastest Section Time (Section) | 0:08.18 (Overall) |
| Top Speed [km/h] (Section)     | 67.0 (400m)       |
| Race State                     | Finished          |

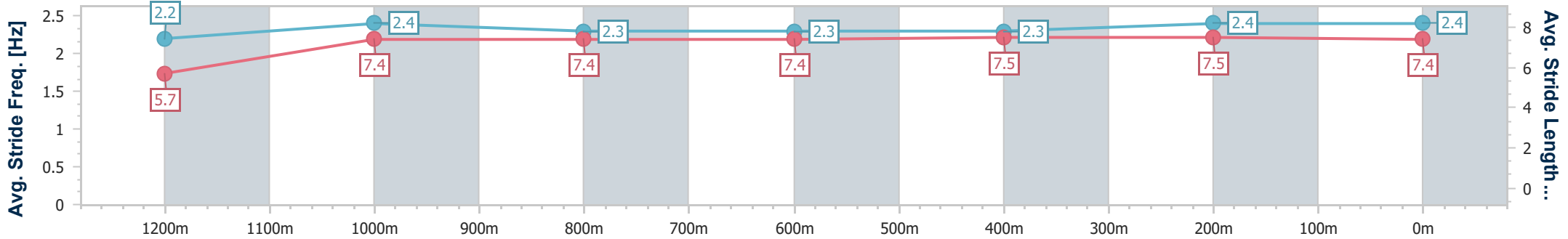
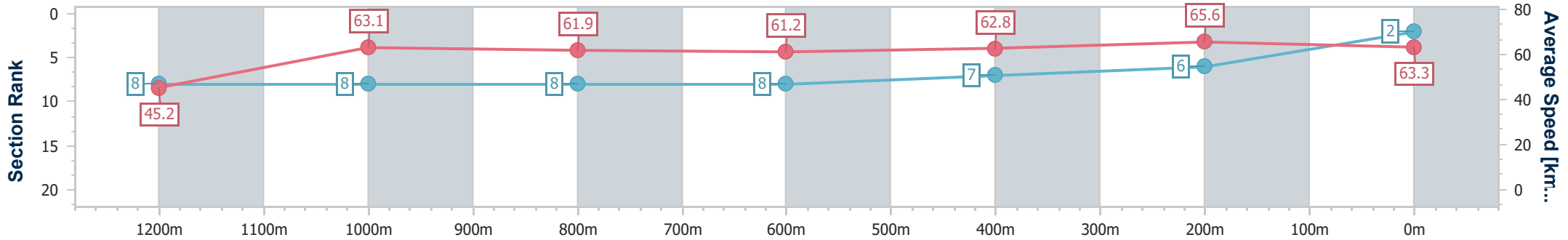


Eagle Farm QLD Professional  
 Race 5: EVA AIR Class 3 Plate - 1300m  
 14 October 2023 - 13:59  
 Track Rating: Good 4, Weather: Fine, Rail Position: +0.5m Entire Course



BRISBANE  
 RACING CLUB

| Section                | Overall                  | 1200m                    | 1000m                    | 800m                     | 600m                     | 400m                     | 200m                     |
|------------------------|--------------------------|--------------------------|--------------------------|--------------------------|--------------------------|--------------------------|--------------------------|
| Section Times          | 1:17.16 [2]<br>(0:08.18) | 1:08.98 [8]<br>(0:11.44) | 0:57.54 [8]<br>(0:11.75) | 0:45.79 [8]<br>(0:11.85) | 0:33.94 [8]<br>(0:11.60) | 0:22.34 [7]<br>(0:10.96) | 0:11.38 [6]<br>(0:11.38) |
| Average Speed [km/h]   | 45.2                     | 63.1                     | 61.9                     | 61.2                     | 62.8                     | 65.6                     | 63.3                     |
| Top Speed [km/h]       | 59.7                     | 64.7                     | 63.6                     | 62.2                     | 65.0                     | 67.0                     | 65.7                     |
| Avg. Dist. to Rail [m] | 18.2                     | 3.6                      | 2.0                      | 1.5                      | 2.1                      | 4.8                      | 4.7                      |
| Avg. Stride Freq. [Hz] | 2.2                      | 2.4                      | 2.3                      | 2.3                      | 2.3                      | 2.4                      | 2.4                      |
| Avg. Stride Length [m] | 5.7                      | 7.4                      | 7.4                      | 7.4                      | 7.5                      | 7.5                      | 7.4                      |



- [ ] Ranking at each section and finish
- .-.- No data available at this section
- NA No data available



|                                |                   |
|--------------------------------|-------------------|
| Horse/Jockey Name              | Argyle Pink       |
| Final Rank                     | 3                 |
| Fastest Section Time (Section) | 0:07.93 (Overall) |
| Top Speed [km/h] (Section)     | 66.8 (1200m)      |
| Race State                     | Finished          |

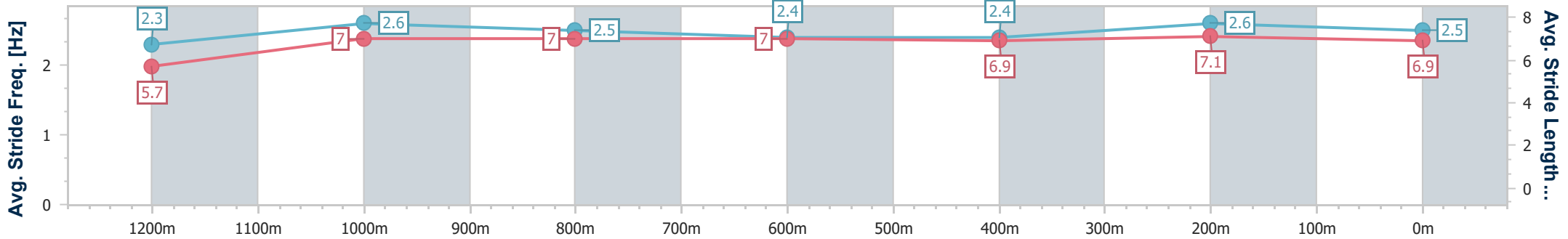
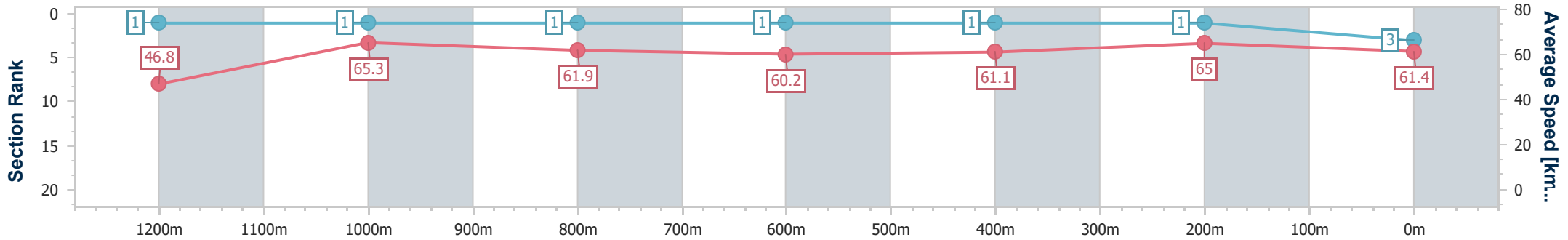


Eagle Farm QLD Professional  
 Race 5: EVA AIR Class 3 Plate - 1300m  
 14 October 2023 - 13:59  
 Track Rating: Good 4, Weather: Fine, Rail Position: +0.5m Entire Course



BRISBANE  
 RACING CLUB

| Section                | Overall                  | 1200m                    | 1000m                    | 800m                     | 600m                     | 400m                     | 200m                     |
|------------------------|--------------------------|--------------------------|--------------------------|--------------------------|--------------------------|--------------------------|--------------------------|
| Section Times          | 1:17.17 [3]<br>(0:07.93) | 1:09.24 [1]<br>(0:11.05) | 0:58.19 [1]<br>(0:11.50) | 0:46.69 [1]<br>(0:11.98) | 0:34.71 [1]<br>(0:11.90) | 0:22.81 [1]<br>(0:11.12) | 0:11.69 [1]<br>(0:11.69) |
| Average Speed [km/h]   | 46.8                     | 65.3                     | 61.9                     | 60.2                     | 61.1                     | 65.0                     | 61.4                     |
| Top Speed [km/h]       | 64.9                     | 66.8                     | 62.9                     | 61.7                     | 62.2                     | 66.2                     | 64.7                     |
| Avg. Dist. to Rail [m] | 21.1                     | 3.5                      | 1.8                      | 1.0                      | 2.0                      | 1.5                      | 1.1                      |
| Avg. Stride Freq. [Hz] | 2.3                      | 2.6                      | 2.5                      | 2.4                      | 2.4                      | 2.6                      | 2.5                      |
| Avg. Stride Length [m] | 5.7                      | 7.0                      | 7.0                      | 7.0                      | 6.9                      | 7.1                      | 6.9                      |



- [ ] Ranking at each section and finish
- .-.- No data available at this section
- NA No data available



|                                |                   |
|--------------------------------|-------------------|
| Horse/Jockey Name              | Zaher             |
| Final Rank                     | 4                 |
| Fastest Section Time (Section) | 0:08.00 (Overall) |
| Top Speed [km/h] (Section)     | 66.1 (1200m)      |
| Race State                     | Finished          |

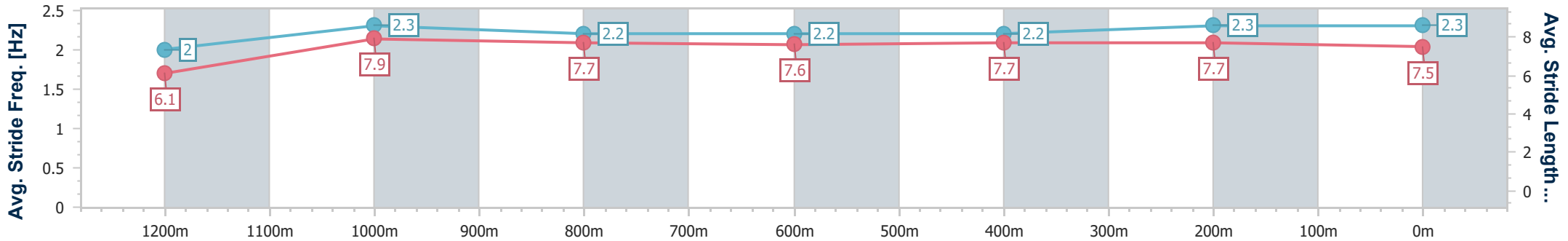
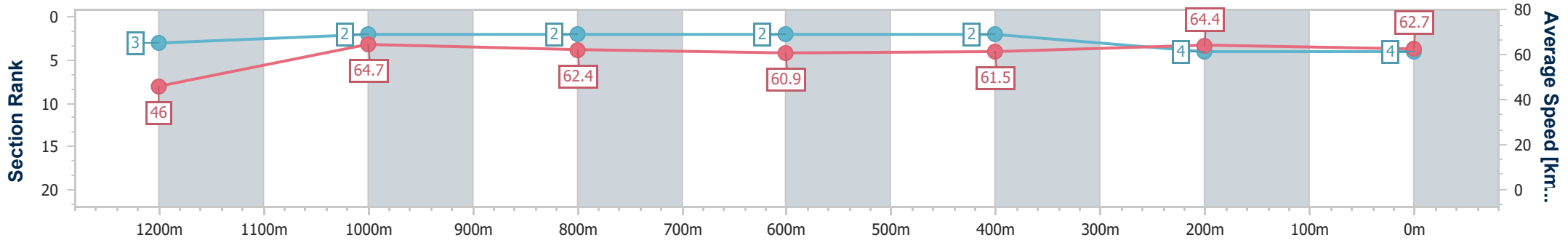


Eagle Farm QLD Professional  
 Race 5: EVA AIR Class 3 Plate - 1300m  
 14 October 2023 - 13:59  
 Track Rating: Good 4, Weather: Fine, Rail Position: +0.5m Entire Course



BRISBANE  
 RACING CLUB

| Section                | Overall                  | 1200m                    | 1000m                    | 800m                     | 600m                     | 400m                     | 200m                     |
|------------------------|--------------------------|--------------------------|--------------------------|--------------------------|--------------------------|--------------------------|--------------------------|
| Section Times          | 1:17.19 [4]<br>(0:08.00) | 1:09.19 [3]<br>(0:11.16) | 0:58.03 [2]<br>(0:11.62) | 0:46.41 [2]<br>(0:11.93) | 0:34.48 [2]<br>(0:11.81) | 0:22.67 [2]<br>(0:11.17) | 0:11.50 [4]<br>(0:11.50) |
| Average Speed [km/h]   | 46.0                     | 64.7                     | 62.4                     | 60.9                     | 61.5                     | 64.4                     | 62.7                     |
| Top Speed [km/h]       | 62.0                     | 66.1                     | 64.5                     | 61.8                     | 63.1                     | 65.6                     | 65.2                     |
| Avg. Dist. to Rail [m] | 19.5                     | 3.7                      | 1.2                      | 2.5                      | 1.0                      | 0.4                      | 0.8                      |
| Avg. Stride Freq. [Hz] | 2.0                      | 2.3                      | 2.2                      | 2.2                      | 2.2                      | 2.3                      | 2.3                      |
| Avg. Stride Length [m] | 6.1                      | 7.9                      | 7.7                      | 7.6                      | 7.7                      | 7.7                      | 7.5                      |



- [ ] Ranking at each section and finish
- .-.- No data available at this section
- NA No data available





|                                |                   |
|--------------------------------|-------------------|
| Horse/Jockey Name              | Bullion Boy       |
| Final Rank                     | 5                 |
| Fastest Section Time (Section) | 0:08.17 (Overall) |
| Top Speed [km/h] (Section)     | 66.9 (400m)       |
| Race State                     | Finished          |

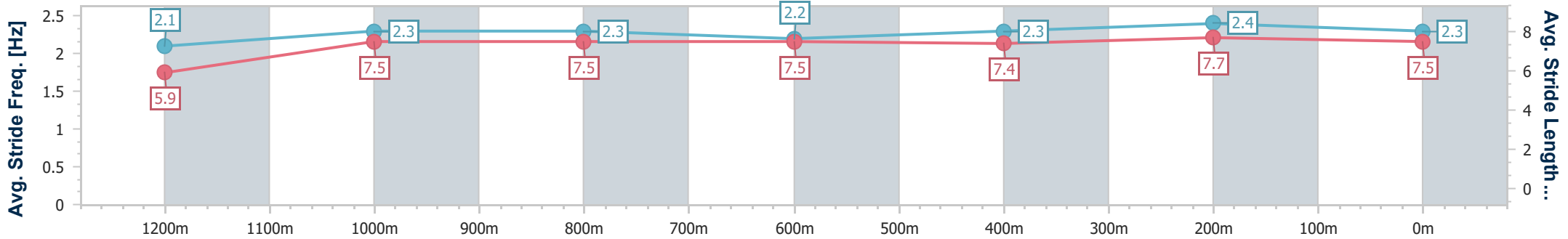
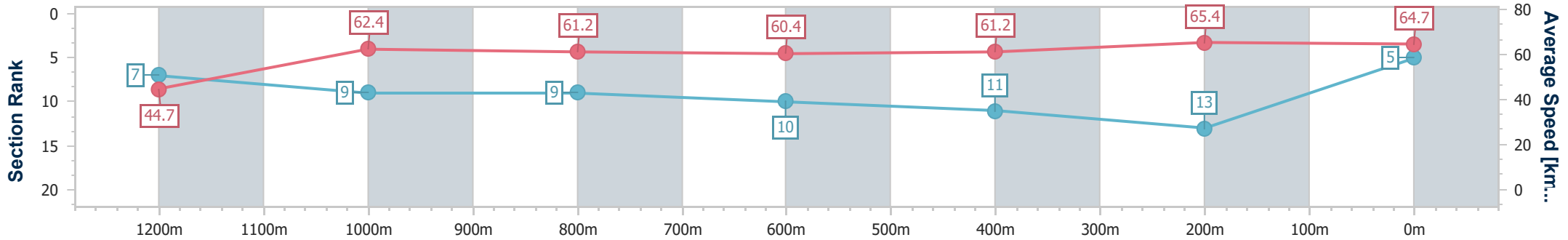


Eagle Farm QLD Professional  
 Race 5: EVA AIR Class 3 Plate - 1300m  
 14 October 2023 - 13:59  
 Track Rating: Good 4, Weather: Fine, Rail Position: +0.5m Entire Course



BRISBANE  
 RACING CLUB

| Section                | Overall                  | 1200m                    | 1000m                    | 800m                     | 600m                      | 400m                      | 200m                      |
|------------------------|--------------------------|--------------------------|--------------------------|--------------------------|---------------------------|---------------------------|---------------------------|
| Section Times          | 1:17.24 [5]<br>(0:08.17) | 1:09.07 [7]<br>(0:11.53) | 0:57.54 [9]<br>(0:11.79) | 0:45.75 [9]<br>(0:11.90) | 0:33.85 [10]<br>(0:11.67) | 0:22.18 [11]<br>(0:11.06) | 0:11.12 [13]<br>(0:11.12) |
| Average Speed [km/h]   | 44.7                     | 62.4                     | 61.2                     | 60.4                     | 61.2                      | 65.4                      | 64.7                      |
| Top Speed [km/h]       | 59.9                     | 64.3                     | 63.1                     | 60.8                     | 62.9                      | 66.9                      | 66.8                      |
| Avg. Dist. to Rail [m] | 11.1                     | 0.7                      | 0.4                      | 0.4                      | 1.2                       | 0.7                       | 1.7                       |
| Avg. Stride Freq. [Hz] | 2.1                      | 2.3                      | 2.3                      | 2.2                      | 2.3                       | 2.4                       | 2.3                       |
| Avg. Stride Length [m] | 5.9                      | 7.5                      | 7.5                      | 7.5                      | 7.4                       | 7.7                       | 7.5                       |



- [ ] Ranking at each section and finish
- .-.- No data available at this section
- NA No data available



|                                |                   |
|--------------------------------|-------------------|
| Horse/Jockey Name              | Yes To Excess     |
| Final Rank                     | 6                 |
| Fastest Section Time (Section) | 0:08.26 (Overall) |
| Top Speed [km/h] (Section)     | 66.2 (1200m)      |
| Race State                     | Finished          |

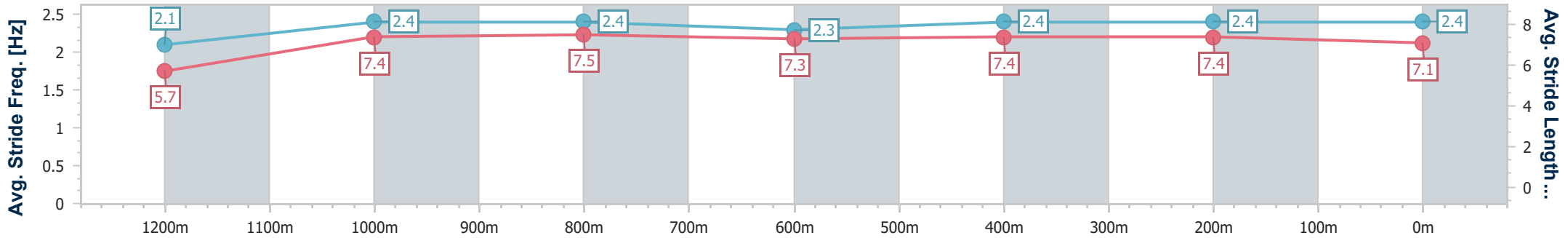
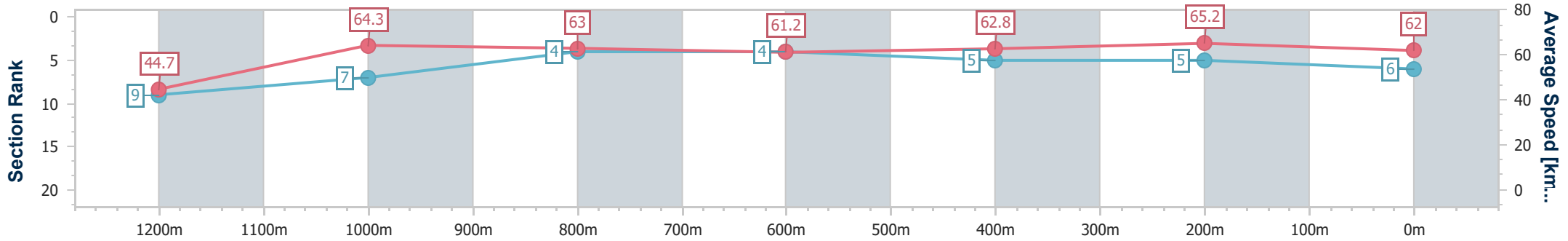


Eagle Farm QLD Professional  
 Race 5: EVA AIR Class 3 Plate - 1300m  
 14 October 2023 - 13:59  
 Track Rating: Good 4, Weather: Fine, Rail Position: +0.5m Entire Course



BRISBANE  
 RACING CLUB

| Section                | Overall                  | 1200m                    | 1000m                    | 800m                     | 600m                     | 400m                     | 200m                     |
|------------------------|--------------------------|--------------------------|--------------------------|--------------------------|--------------------------|--------------------------|--------------------------|
| Section Times          | 1:17.31 [6]<br>(0:08.26) | 1:09.05 [9]<br>(0:11.27) | 0:57.78 [7]<br>(0:11.54) | 0:46.24 [4]<br>(0:11.88) | 0:34.36 [4]<br>(0:11.70) | 0:22.66 [5]<br>(0:11.05) | 0:11.61 [5]<br>(0:11.61) |
| Average Speed [km/h]   | 44.7                     | 64.3                     | 63.0                     | 61.2                     | 62.8                     | 65.2                     | 62.0                     |
| Top Speed [km/h]       | 59.7                     | 66.2                     | 64.5                     | 62.4                     | 65.1                     | 65.7                     | 64.7                     |
| Avg. Dist. to Rail [m] | 24.1                     | 6.1                      | 1.9                      | 2.9                      | 4.0                      | 5.4                      | 5.8                      |
| Avg. Stride Freq. [Hz] | 2.1                      | 2.4                      | 2.4                      | 2.3                      | 2.4                      | 2.4                      | 2.4                      |
| Avg. Stride Length [m] | 5.7                      | 7.4                      | 7.5                      | 7.3                      | 7.4                      | 7.4                      | 7.1                      |



- [ ] Ranking at each section and finish
- .-.- No data available at this section
- NA No data available



|                                |                   |
|--------------------------------|-------------------|
| Horse/Jockey Name              | Mount Fuji        |
| Final Rank                     | 7                 |
| Fastest Section Time (Section) | 0:08.00 (Overall) |
| Top Speed [km/h] (Section)     | 66.6 (400m)       |
| Race State                     | Finished          |

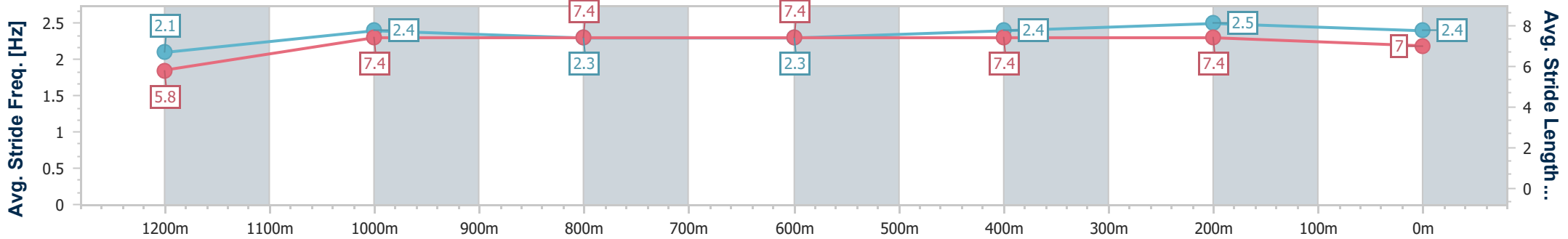
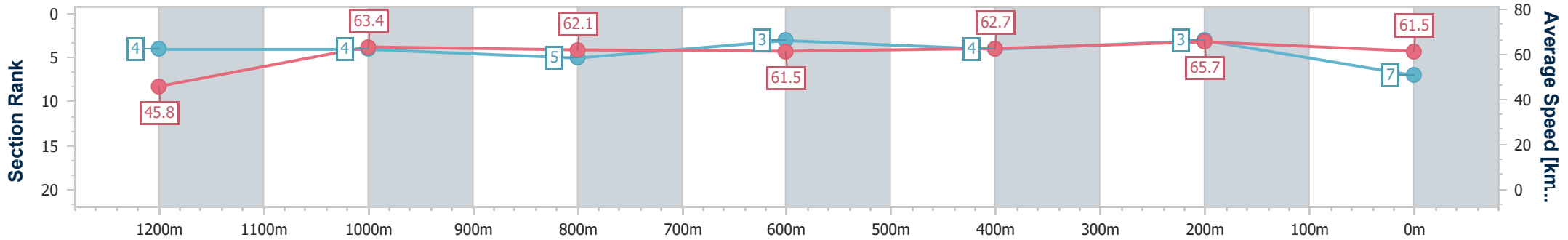


Eagle Farm QLD Professional  
 Race 5: EVA AIR Class 3 Plate - 1300m  
 14 October 2023 - 13:59  
 Track Rating: Good 4, Weather: Fine, Rail Position: +0.5m Entire Course



BRISBANE RACING CLUB

| Section                | Overall                  | 1200m                    | 1000m                    | 800m                     | 600m                     | 400m                     | 200m                     |
|------------------------|--------------------------|--------------------------|--------------------------|--------------------------|--------------------------|--------------------------|--------------------------|
| Section Times          | 1:17.32 [7]<br>(0:08.00) | 1:09.32 [4]<br>(0:11.36) | 0:57.96 [4]<br>(0:11.73) | 0:46.23 [5]<br>(0:11.86) | 0:34.37 [3]<br>(0:11.69) | 0:22.68 [4]<br>(0:10.98) | 0:11.70 [3]<br>(0:11.70) |
| Average Speed [km/h]   | 45.8                     | 63.4                     | 62.1                     | 61.5                     | 62.7                     | 65.7                     | 61.5                     |
| Top Speed [km/h]       | 62.3                     | 64.2                     | 63.5                     | 62.4                     | 64.3                     | 66.6                     | 64.7                     |
| Avg. Dist. to Rail [m] | 16.3                     | 2.7                      | 1.9                      | 3.2                      | 3.3                      | 3.3                      | 4.7                      |
| Avg. Stride Freq. [Hz] | 2.1                      | 2.4                      | 2.3                      | 2.3                      | 2.4                      | 2.5                      | 2.4                      |
| Avg. Stride Length [m] | 5.8                      | 7.4                      | 7.4                      | 7.4                      | 7.4                      | 7.4                      | 7.0                      |



- [ ] Ranking at each section and finish
- .-.- No data available at this section
- NA No data available



|                                |                   |
|--------------------------------|-------------------|
| Horse/Jockey Name              | Boodua Romance    |
| Final Rank                     | 8                 |
| Fastest Section Time (Section) | 0:08.32 (Overall) |
| Top Speed [km/h] (Section)     | 67.4 (400m)       |
| Race State                     | Finished          |

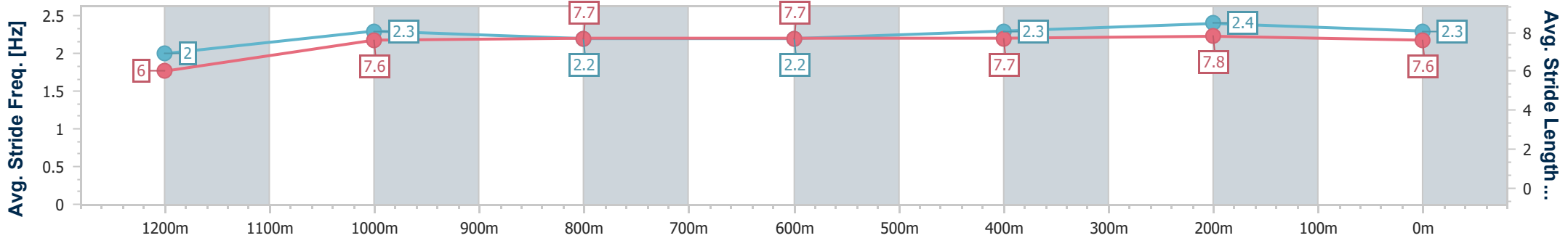
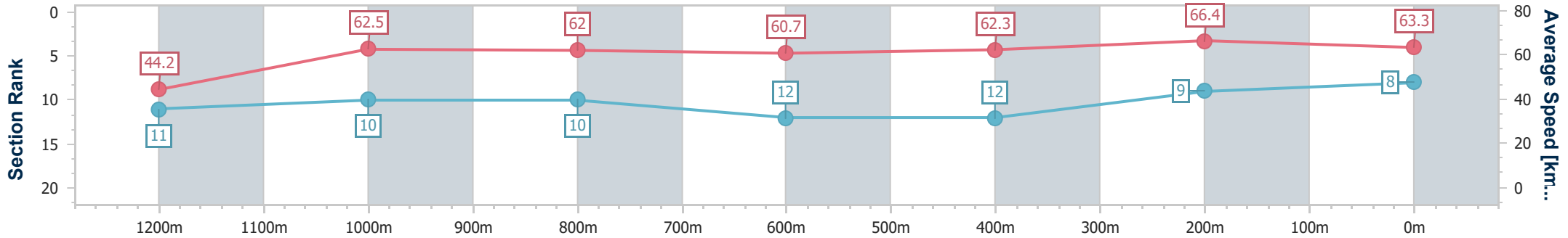


Eagle Farm QLD Professional  
 Race 5: EVA AIR Class 3 Plate - 1300m  
 14 October 2023 - 13:59  
 Track Rating: Good 4, Weather: Fine, Rail Position: +0.5m Entire Course



BRISBANE  
 RACING CLUB

| Section                | Overall                  | 1200m                     | 1000m                     | 800m                      | 600m                      | 400m                      | 200m                     |
|------------------------|--------------------------|---------------------------|---------------------------|---------------------------|---------------------------|---------------------------|--------------------------|
| Section Times          | 1:17.38 [8]<br>(0:08.32) | 1:09.06 [11]<br>(0:11.52) | 0:57.54 [10]<br>(0:11.73) | 0:45.81 [10]<br>(0:11.95) | 0:33.86 [12]<br>(0:11.63) | 0:22.23 [12]<br>(0:10.85) | 0:11.38 [9]<br>(0:11.38) |
| Average Speed [km/h]   | 44.2                     | 62.5                      | 62.0                      | 60.7                      | 62.3                      | 66.4                      | 63.3                     |
| Top Speed [km/h]       | 60.2                     | 63.8                      | 62.9                      | 61.1                      | 66.3                      | 67.4                      | 66.2                     |
| Avg. Dist. to Rail [m] | 12.8                     | 1.9                       | 1.6                       | 1.7                       | 2.0                       | 5.0                       | 7.2                      |
| Avg. Stride Freq. [Hz] | 2.0                      | 2.3                       | 2.2                       | 2.2                       | 2.3                       | 2.4                       | 2.3                      |
| Avg. Stride Length [m] | 6.0                      | 7.6                       | 7.7                       | 7.7                       | 7.7                       | 7.8                       | 7.6                      |



- [ ] Ranking at each section and finish
- .-.- No data available at this section
- NA No data available



|                                |                   |
|--------------------------------|-------------------|
| Horse/Jockey Name              | Uncle Bud         |
| Final Rank                     | 9                 |
| Fastest Section Time (Section) | 0:08.01 (Overall) |
| Top Speed [km/h] (Section)     | 65.1 (400m)       |
| Race State                     | Finished          |

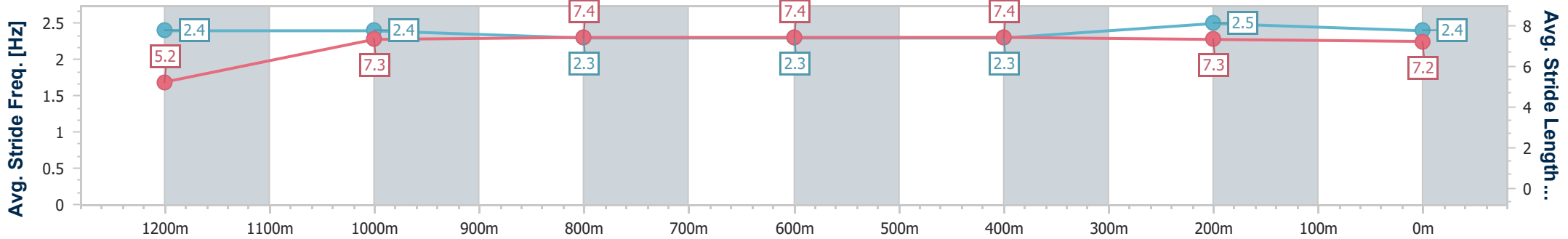
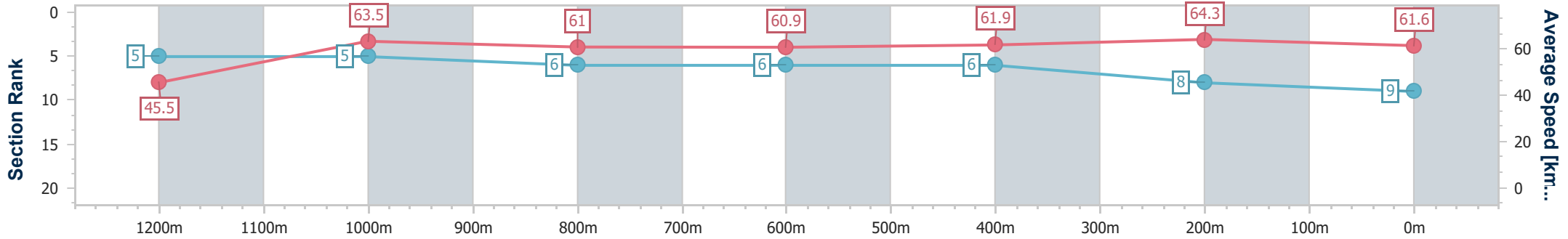


Eagle Farm QLD Professional  
 Race 5: EVA AIR Class 3 Plate - 1300m  
 14 October 2023 - 13:59  
 Track Rating: Good 4, Weather: Fine, Rail Position: +0.5m Entire Course



BRISBANE  
 RACING CLUB

| Section                | Overall                  | 1200m                    | 1000m                    | 800m                     | 600m                     | 400m                     | 200m                     |
|------------------------|--------------------------|--------------------------|--------------------------|--------------------------|--------------------------|--------------------------|--------------------------|
| Section Times          | 1:17.62 [9]<br>(0:08.01) | 1:09.61 [5]<br>(0:11.37) | 0:58.24 [5]<br>(0:11.78) | 0:46.46 [6]<br>(0:11.87) | 0:34.59 [6]<br>(0:11.71) | 0:22.88 [6]<br>(0:11.20) | 0:11.68 [8]<br>(0:11.68) |
| Average Speed [km/h]   | 45.5                     | 63.5                     | 61.0                     | 60.9                     | 61.9                     | 64.3                     | 61.6                     |
| Top Speed [km/h]       | 60.3                     | 64.9                     | 63.2                     | 61.6                     | 63.7                     | 65.1                     | 64.2                     |
| Avg. Dist. to Rail [m] | 13.8                     | 1.4                      | 0.1                      | 0.5                      | 1.4                      | 1.0                      | 0.2                      |
| Avg. Stride Freq. [Hz] | 2.4                      | 2.4                      | 2.3                      | 2.3                      | 2.3                      | 2.5                      | 2.4                      |
| Avg. Stride Length [m] | 5.2                      | 7.3                      | 7.4                      | 7.4                      | 7.4                      | 7.3                      | 7.2                      |



- [ ] Ranking at each section and finish
- .-.- No data available at this section
- NA No data available



|                                |                   |
|--------------------------------|-------------------|
| Horse/Jockey Name              | Micro             |
| Final Rank                     | 10                |
| Fastest Section Time (Section) | 0:08.38 (Overall) |
| Top Speed [km/h] (Section)     | 66.3 (400m)       |
| Race State                     | Finished          |

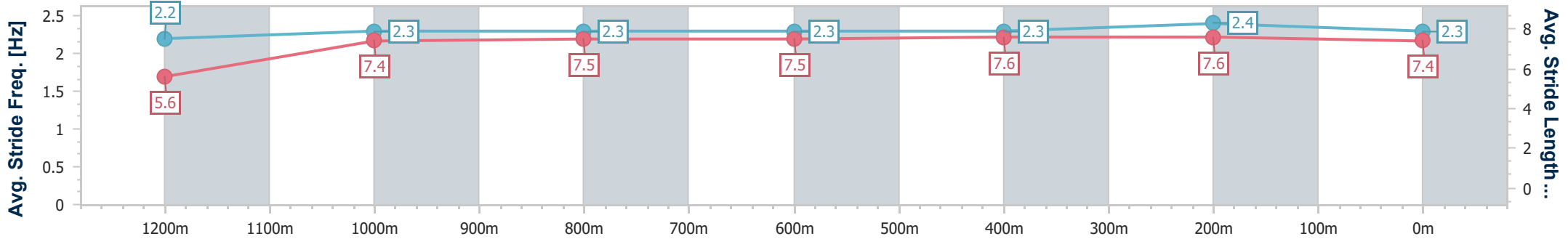
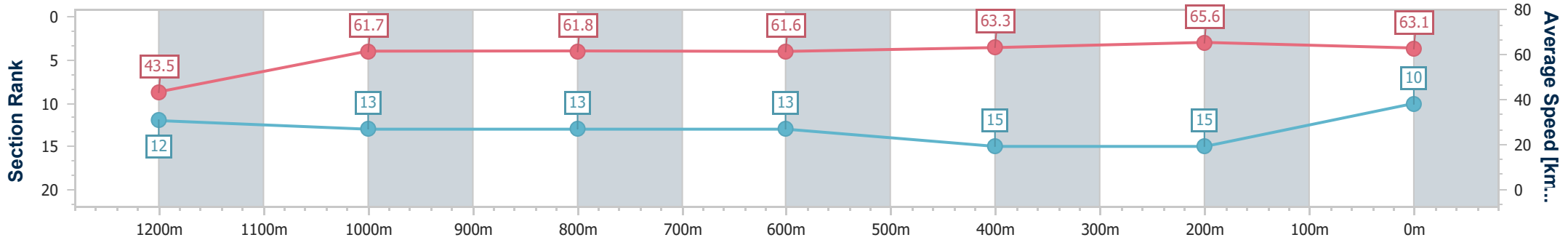


Eagle Farm QLD Professional  
 Race 5: EVA AIR Class 3 Plate - 1300m  
 14 October 2023 - 13:59  
 Track Rating: Good 4, Weather: Fine, Rail Position: +0.5m Entire Course



BRISBANE  
 RACING CLUB

| Section                | Overall                   | 1200m                     | 1000m                     | 800m                      | 600m                      | 400m                      | 200m                      |
|------------------------|---------------------------|---------------------------|---------------------------|---------------------------|---------------------------|---------------------------|---------------------------|
| Section Times          | 1:17.64 [10]<br>(0:08.38) | 1:09.26 [12]<br>(0:11.69) | 0:57.57 [13]<br>(0:11.74) | 0:45.83 [13]<br>(0:11.87) | 0:33.96 [13]<br>(0:11.59) | 0:22.37 [15]<br>(0:10.94) | 0:11.43 [15]<br>(0:11.43) |
| Average Speed [km/h]   | 43.5                      | 61.7                      | 61.8                      | 61.6                      | 63.3                      | 65.6                      | 63.1                      |
| Top Speed [km/h]       | 61.1                      | 63.5                      | 63.0                      | 62.5                      | 65.5                      | 66.3                      | 64.6                      |
| Avg. Dist. to Rail [m] | 15.6                      | 1.8                       | 2.1                       | 2.8                       | 3.6                       | 6.6                       | 6.8                       |
| Avg. Stride Freq. [Hz] | 2.2                       | 2.3                       | 2.3                       | 2.3                       | 2.3                       | 2.4                       | 2.3                       |
| Avg. Stride Length [m] | 5.6                       | 7.4                       | 7.5                       | 7.5                       | 7.6                       | 7.6                       | 7.4                       |



- [ ] Ranking at each section and finish
- .-.- No data available at this section
- NA No data available



|                                |                   |
|--------------------------------|-------------------|
| Horse/Jockey Name              | Paienbara         |
| Final Rank                     | 11                |
| Fastest Section Time (Section) | 0:08.28 (Overall) |
| Top Speed [km/h] (Section)     | 65.9 (400m)       |
| Race State                     | Finished          |

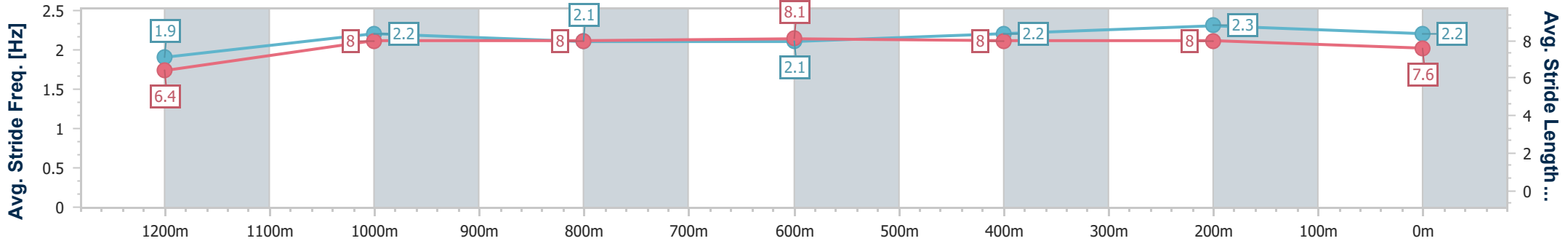
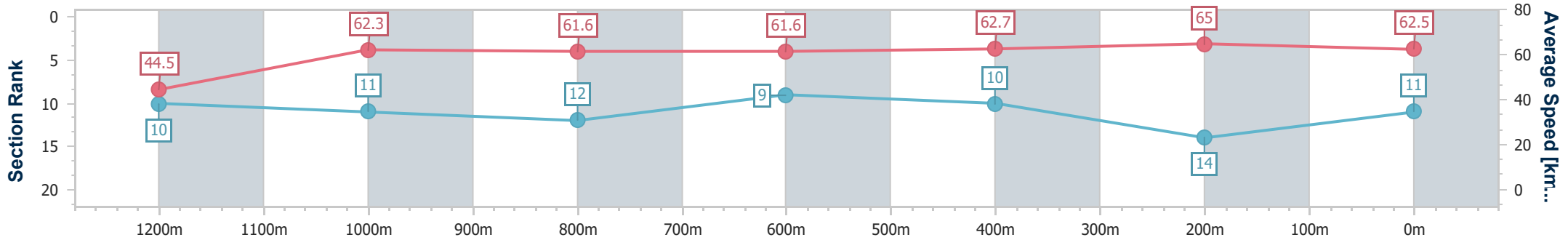


Eagle Farm QLD Professional  
 Race 5: EVA AIR Class 3 Plate - 1300m  
 14 October 2023 - 13:59  
 Track Rating: Good 4, Weather: Fine, Rail Position: +0.5m Entire Course



BRISBANE RACING CLUB

| Section                | Overall                   | 1200m                     | 1000m                     | 800m                      | 600m                     | 400m                      | 200m                      |
|------------------------|---------------------------|---------------------------|---------------------------|---------------------------|--------------------------|---------------------------|---------------------------|
| Section Times          | 1:17.64 [11]<br>(0:08.28) | 1:09.36 [10]<br>(0:11.59) | 0:57.77 [11]<br>(0:11.74) | 0:46.03 [12]<br>(0:11.78) | 0:34.25 [9]<br>(0:11.64) | 0:22.61 [10]<br>(0:11.09) | 0:11.52 [14]<br>(0:11.52) |
| Average Speed [km/h]   | 44.5                      | 62.3                      | 61.6                      | 61.6                      | 62.7                     | 65.0                      | 62.5                      |
| Top Speed [km/h]       | 60.7                      | 63.3                      | 63.2                      | 62.6                      | 64.9                     | 65.9                      | 65.7                      |
| Avg. Dist. to Rail [m] | 16.1                      | 2.5                       | 1.6                       | 1.1                       | 2.6                      | 6.2                       | 8.3                       |
| Avg. Stride Freq. [Hz] | 1.9                       | 2.2                       | 2.1                       | 2.1                       | 2.2                      | 2.3                       | 2.2                       |
| Avg. Stride Length [m] | 6.4                       | 8.0                       | 8.0                       | 8.1                       | 8.0                      | 8.0                       | 7.6                       |



- [ ] Ranking at each section and finish
- .-.- No data available at this section
- NA No data available



|                                |                   |
|--------------------------------|-------------------|
| Horse/Jockey Name              | Ascot Express     |
| Final Rank                     | 12                |
| Fastest Section Time (Section) | 0:08.08 (Overall) |
| Top Speed [km/h] (Section)     | 65.3 (400m)       |
| Race State                     | Finished          |

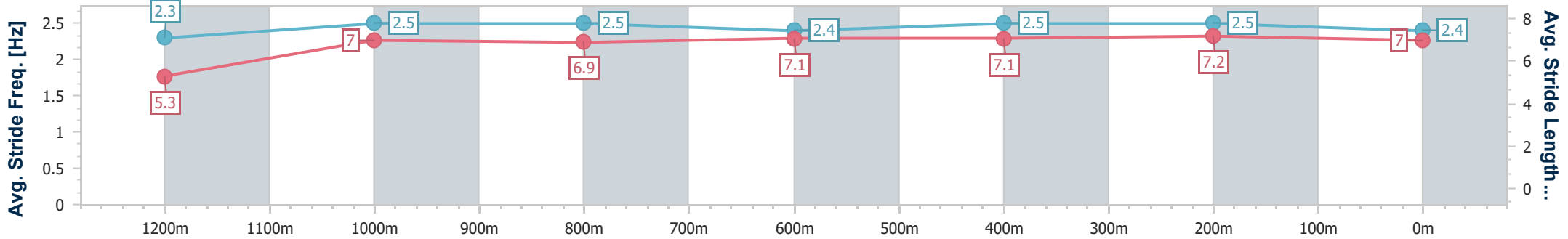
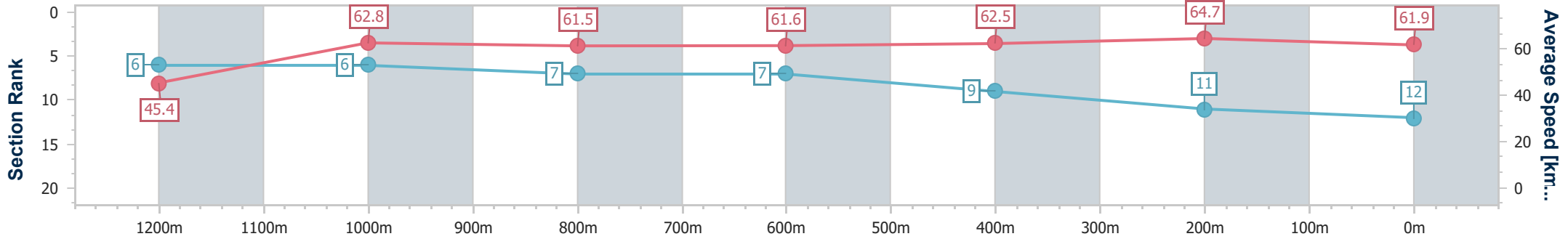


Eagle Farm QLD Professional  
 Race 5: EVA AIR Class 3 Plate - 1300m  
 14 October 2023 - 13:59  
 Track Rating: Good 4, Weather: Fine, Rail Position: +0.5m Entire Course



BRISBANE  
 RACING CLUB

| Section                | Overall                   | 1200m                    | 1000m                    | 800m                     | 600m                     | 400m                     | 200m                      |
|------------------------|---------------------------|--------------------------|--------------------------|--------------------------|--------------------------|--------------------------|---------------------------|
| Section Times          | 1:17.68 [12]<br>(0:08.08) | 1:09.60 [6]<br>(0:11.45) | 0:58.15 [6]<br>(0:11.78) | 0:46.37 [7]<br>(0:11.87) | 0:34.50 [7]<br>(0:11.75) | 0:22.75 [9]<br>(0:11.14) | 0:11.61 [11]<br>(0:11.61) |
| Average Speed [km/h]   | 45.4                      | 62.8                     | 61.5                     | 61.6                     | 62.5                     | 64.7                     | 61.9                      |
| Top Speed [km/h]       | 60.9                      | 64.5                     | 63.5                     | 62.7                     | 63.8                     | 65.3                     | 63.6                      |
| Avg. Dist. to Rail [m] | 14.6                      | 1.4                      | 1.8                      | 2.4                      | 3.7                      | 4.3                      | 3.6                       |
| Avg. Stride Freq. [Hz] | 2.3                       | 2.5                      | 2.5                      | 2.4                      | 2.5                      | 2.5                      | 2.4                       |
| Avg. Stride Length [m] | 5.3                       | 7.0                      | 6.9                      | 7.1                      | 7.1                      | 7.2                      | 7.0                       |



- [ ] Ranking at each section and finish
- .-.- No data available at this section
- NA No data available





|                                |                   |
|--------------------------------|-------------------|
| Horse/Jockey Name              | Sea Ripple        |
| Final Rank                     | 13                |
| Fastest Section Time (Section) | 0:08.48 (Overall) |
| Top Speed [km/h] (Section)     | 67.4 (400m)       |
| Race State                     | Finished          |

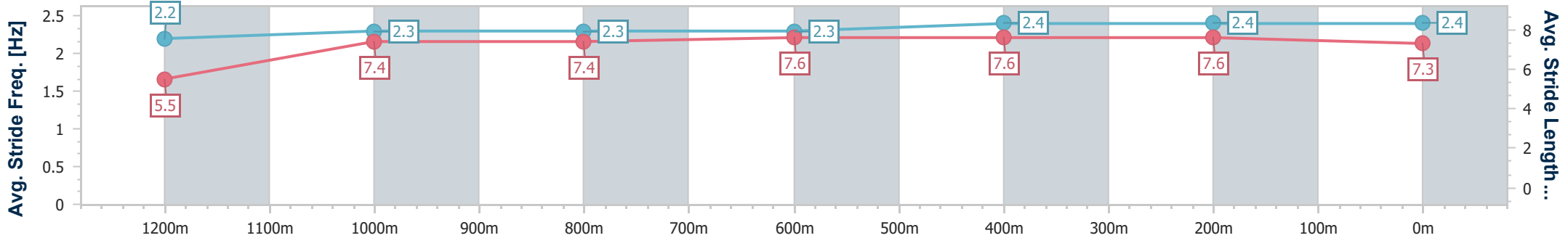
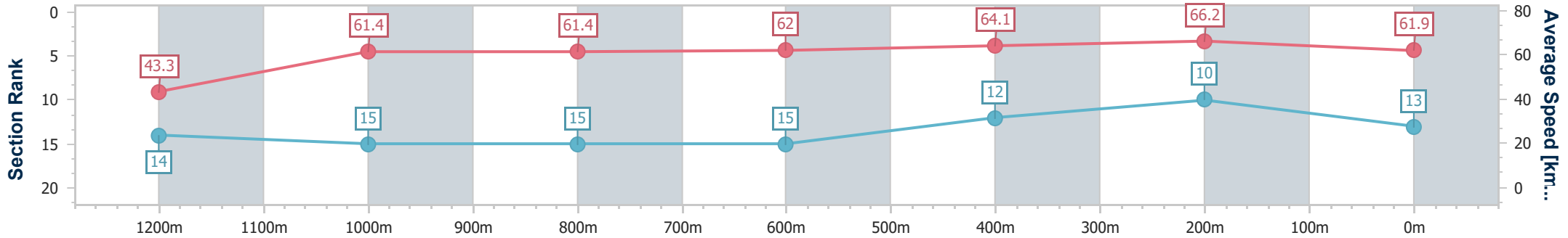


Eagle Farm QLD Professional  
 Race 5: EVA AIR Class 3 Plate - 1300m  
 14 October 2023 - 13:59  
 Track Rating: Good 4, Weather: Fine, Rail Position: +0.5m Entire Course



BRISBANE RACING CLUB

| Section                | Overall                   | 1200m                     | 1000m                     | 800m                      | 600m                      | 400m                      | 200m                      |
|------------------------|---------------------------|---------------------------|---------------------------|---------------------------|---------------------------|---------------------------|---------------------------|
| Section Times          | 1:17.68 [13]<br>(0:08.48) | 1:09.20 [14]<br>(0:11.72) | 0:57.48 [15]<br>(0:11.78) | 0:45.70 [15]<br>(0:11.74) | 0:33.96 [15]<br>(0:11.43) | 0:22.53 [12]<br>(0:10.89) | 0:11.64 [10]<br>(0:11.64) |
| Average Speed [km/h]   | 43.3                      | 61.4                      | 61.4                      | 62.0                      | 64.1                      | 66.2                      | 61.9                      |
| Top Speed [km/h]       | 59.8                      | 63.3                      | 62.5                      | 64.1                      | 67.2                      | 67.4                      | 64.6                      |
| Avg. Dist. to Rail [m] | 14.1                      | 1.7                       | 0.8                       | 2.0                       | 4.0                       | 8.4                       | 9.5                       |
| Avg. Stride Freq. [Hz] | 2.2                       | 2.3                       | 2.3                       | 2.3                       | 2.4                       | 2.4                       | 2.4                       |
| Avg. Stride Length [m] | 5.5                       | 7.4                       | 7.4                       | 7.6                       | 7.6                       | 7.6                       | 7.3                       |



- [ ] Ranking at each section and finish
- .-.- No data available at this section
- NA No data available



|                                |                   |
|--------------------------------|-------------------|
| Horse/Jockey Name              | April In Augusta  |
| Final Rank                     | 14                |
| Fastest Section Time (Section) | 0:08.42 (Overall) |
| Top Speed [km/h] (Section)     | 67.3 (600m)       |
| Race State                     | Finished          |

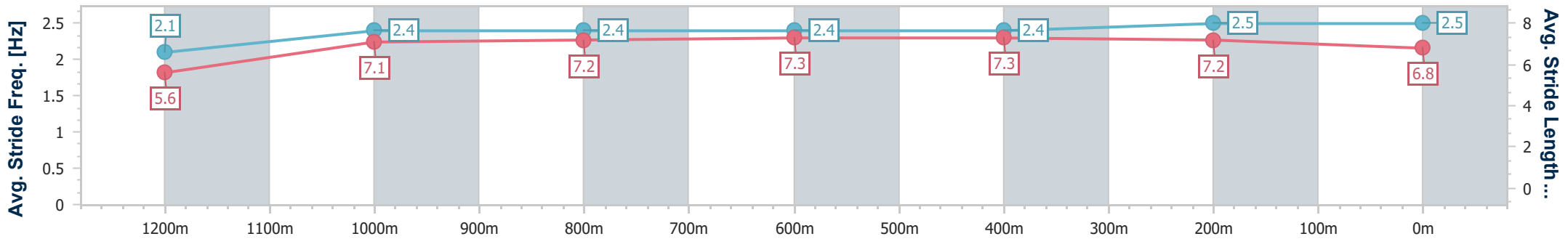
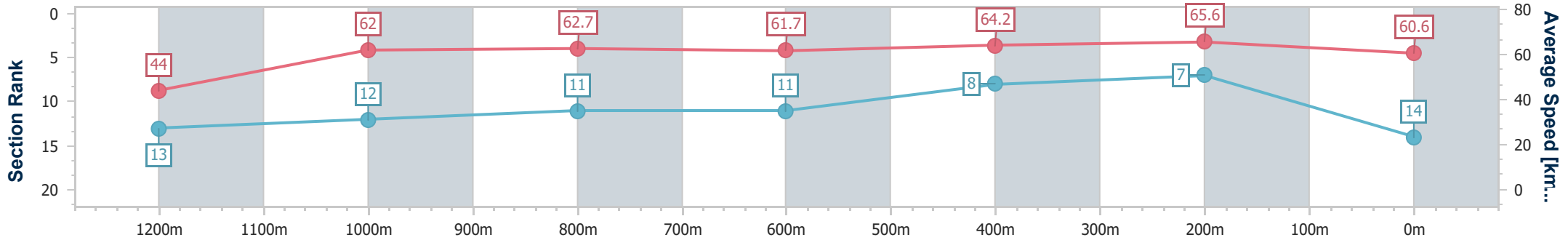


Eagle Farm QLD Professional  
 Race 5: EVA AIR Class 3 Plate - 1300m  
 14 October 2023 - 13:59  
 Track Rating: Good 4, Weather: Fine, Rail Position: +0.5m Entire Course



BRISBANE  
 RACING CLUB

| Section                | Overall                   | 1200m                     | 1000m                     | 800m                      | 600m                      | 400m                     | 200m                     |
|------------------------|---------------------------|---------------------------|---------------------------|---------------------------|---------------------------|--------------------------|--------------------------|
| Section Times          | 1:17.79 [14]<br>(0:08.42) | 1:09.37 [13]<br>(0:11.62) | 0:57.75 [12]<br>(0:11.57) | 0:46.18 [11]<br>(0:11.88) | 0:34.30 [11]<br>(0:11.44) | 0:22.86 [8]<br>(0:10.99) | 0:11.87 [7]<br>(0:11.87) |
| Average Speed [km/h]   | 44.0                      | 62.0                      | 62.7                      | 61.7                      | 64.2                      | 65.6                     | 60.6                     |
| Top Speed [km/h]       | 60.1                      | 64.6                      | 65.4                      | 63.4                      | 67.3                      | 66.7                     | 64.5                     |
| Avg. Dist. to Rail [m] | 21.5                      | 3.3                       | 1.8                       | 3.6                       | 4.0                       | 8.2                      | 8.0                      |
| Avg. Stride Freq. [Hz] | 2.1                       | 2.4                       | 2.4                       | 2.4                       | 2.4                       | 2.5                      | 2.5                      |
| Avg. Stride Length [m] | 5.6                       | 7.1                       | 7.2                       | 7.3                       | 7.3                       | 7.2                      | 6.8                      |



- [ ] Ranking at each section and finish
- .-.- No data available at this section
- NA No data available



|                                |                   |
|--------------------------------|-------------------|
| Horse/Jockey Name              | Jimmy's Dream     |
| Final Rank                     | 15                |
| Fastest Section Time (Section) | 0:08.69 (Overall) |
| Top Speed [km/h] (Section)     | 67.9 (400m)       |
| Race State                     | Finished          |

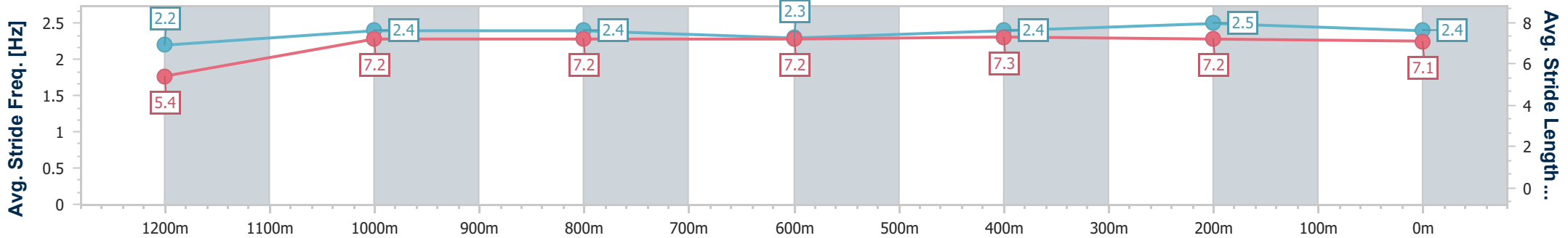
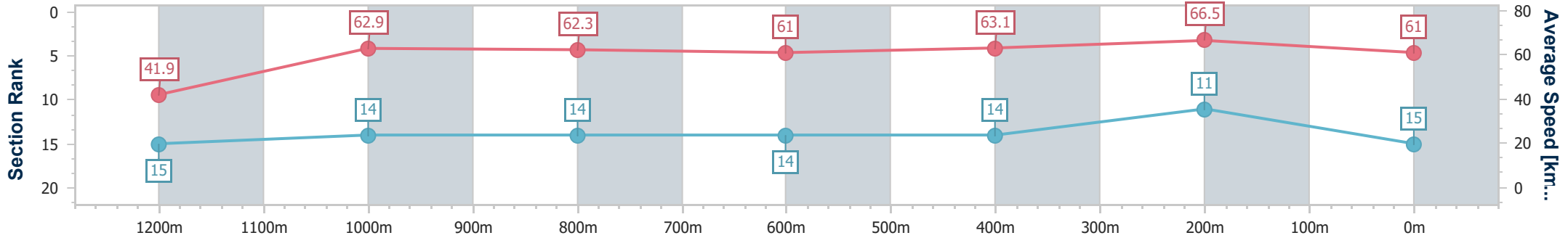


Eagle Farm QLD Professional  
 Race 5: EVA AIR Class 3 Plate - 1300m  
 14 October 2023 - 13:59  
 Track Rating: Good 4, Weather: Fine, Rail Position: +0.5m Entire Course



BRISBANE  
 RACING CLUB

| Section                | Overall                   | 1200m                     | 1000m                     | 800m                      | 600m                      | 400m                      | 200m                      |
|------------------------|---------------------------|---------------------------|---------------------------|---------------------------|---------------------------|---------------------------|---------------------------|
| Section Times          | 1:17.84 [15]<br>(0:08.69) | 1:09.15 [15]<br>(0:11.45) | 0:57.70 [14]<br>(0:11.68) | 0:46.02 [14]<br>(0:11.89) | 0:34.13 [14]<br>(0:11.49) | 0:22.64 [14]<br>(0:10.87) | 0:11.77 [11]<br>(0:11.77) |
| Average Speed [km/h]   | 41.9                      | 62.9                      | 62.3                      | 61.0                      | 63.1                      | 66.5                      | 61.0                      |
| Top Speed [km/h]       | 60.8                      | 64.7                      | 63.8                      | 62.1                      | 65.9                      | 67.9                      | 64.9                      |
| Avg. Dist. to Rail [m] | 14.4                      | 1.1                       | 1.8                       | 2.4                       | 1.2                       | 1.4                       | 2.3                       |
| Avg. Stride Freq. [Hz] | 2.2                       | 2.4                       | 2.4                       | 2.3                       | 2.4                       | 2.5                       | 2.4                       |
| Avg. Stride Length [m] | 5.4                       | 7.2                       | 7.2                       | 7.2                       | 7.3                       | 7.2                       | 7.1                       |



- [ ] Ranking at each section and finish
- .-.- No data available at this section
- NA No data available