



Eagle Farm QLD Professional

Race 8: SKY RACING OPEN Handicap - 1000m

14 October 2023 - 16:02



BRISBANE
RACING CLUB

Track Rating: Good 4, Weather: Fine, Rail Position: +0.5m Entire Course

Section		Overall									Last 600m	
Field Times		0:56.83 (0:13.06)									0:33.21	
		800m			600m			400m			200m	
		0:43.77 (0:10.56)			0:33.21 (0:10.84)			0:22.37 (0:10.75)			0:11.62 (0:11.62)	
Rank	TAB Horse/Jockey	Barrier	Top Speed [km/h]	Fastest Section	Overall	800m	600m	400m	200m	Margin	Last 600m	Distance Travelled [m]
1	3 OSAMU Cejay Graham	11	69.8	0:10.56	0:56.83 [1] (0:13.06)	0:43.77 [1] (0:10.56)	0:33.21 [1] (0:10.84)	0:22.37 [1] (0:10.75)	0:11.62 [1] (0:11.62)	0:56.83	0:33.21	
2	1 ZOUSHACK Blake Spriggs	5	70.4	0:10.49	0:56.90 [2] (0:13.69)	0:43.21 [8] (0:10.49)	0:32.72 [6] (0:10.82)	0:21.90 [6] (0:10.63)	0:11.27 [4] (0:11.27)	0.43L	0:32.72	+3
3	11 NASHIRA Ben Thompson	7	69.7	0:10.50	0:57.01 [3] (0:13.70)	0:43.31 [9] (0:10.84)	0:32.47 [10] (0:10.81)	0:21.66 [11] (0:10.50)	0:11.16 [8] (0:11.16)	1.1L	0:32.47	+9
4	2 CIFRADO Damien Thornton	10	70.9	0:10.44	0:57.11 [4] (0:14.11)	0:43.00 [11] (0:10.44)	0:32.56 [11] (0:10.64)	0:21.92 [9] (0:10.67)	0:11.25 [9] (0:11.25)	1.65L	0:32.56	+2
5	10 HAKKAI MARU Jake Bayliss	1	69.7	0:10.65	0:57.16 [5] (0:13.33)	0:43.83 [3] (0:10.70)	0:33.13 [5] (0:10.88)	0:22.25 [4] (0:10.65)	0:11.60 [3] (0:11.60)	1.98L	0:33.13	-1
6	13 LIME SODA Angela Jones	12	69.7	0:10.50	0:57.34 [6] (0:13.29)	0:44.05 [2] (0:10.50)	0:33.55 [2] (0:10.81)	0:22.74 [2] (0:10.96)	0:11.78 [2] (0:11.78)	3L	0:33.55	+2
7	6 EASY SINGLE Taylor Marshall	13	69.5	0:10.59	0:57.43 [7] (0:13.36)	0:44.07 [4] (0:10.59)	0:33.48 [3] (0:10.90)	0:22.58 [3] (0:10.80)	0:11.78 [5] (0:11.78)	3.55L	0:33.48	+10
8	5 KINGSTON'S HERE Martin Harley	3	69.3	0:10.67	0:57.43 [8] (0:13.57)	0:43.86 [6] (0:10.67)	0:33.19 [7] (0:10.77)	0:22.42 [7] (0:10.71)	0:11.71 [6] (0:11.71)	3.57L	0:33.19	+1
9	7 YOU'LL BE MIST Jaden Lloyd	9	70.2	0:10.58	0:57.52 [9] (0:13.82)	0:43.70 [10] (0:10.58)	0:33.12 [8] (0:10.72)	0:22.40 [8] (0:10.70)	0:11.70 [7] (0:11.70)	4.09L	0:33.12	+5
10	12 GENZAI THE WOLF Samantha Collett	4	69.6	0:10.64	0:57.59 [10] (0:13.37)	0:44.22 [5] (0:10.64)	0:33.58 [4] (0:10.90)	0:22.68 [5] (0:10.97)	0:11.71 [10] (0:11.71)	4.52L	0:33.58	+5

Scratched: Maximum Output (#8), Sir Warwick (#4)

Report Created: Sat 14 October 2023 16:22 GMT+1 (Note: Timing is based on position data)

Page 1/13

[] Ranking at each section and finish
 -:-:- No data available at this section
 NA No data available

SCN Saddle cloth number
 DNF Did not finish
 DNT Did not track

data processed by TRIPLES DATA



Eagle Farm QLD Professional
Race 8: SKY RACING OPEN Handicap - 1000m
14 October 2023 - 16:02



BRISBANE
RACING CLUB

Track Rating: Good 4, Weather: Fine, Rail Position: +0.5m Entire Course

Section	Overall	800m	600m	400m	200m	Last 600m
Field Times	0:56.83 (0:13.06)	0:43.77 (0:10.56)	0:33.21 (0:10.84)	0:22.37 (0:10.75)	0:11.62 (0:11.62)	0:33.21

Rank	TAB	Horse/Jockey	Barrier	Top Speed [km/h]	Fastest Section	Margin	Distance Travelled [m]
11	9	DITMAS	6	68.3	0:10.80	24.7L	+3
		Mark Du Plessis		800m	800m		

Scratched: Maximum Output (#8), Sir Warwick (#4)

[] Ranking at each section and finish
 -:-:- No data available at this section
 NA No data available

SCN Saddle cloth number
 DNF Did not finish
 DNT Did not track



Horse/Jockey Name	Osamu
Final Rank	1
Fastest Section Time (Section)	0:10.56 (800m)
Top Speed [km/h] (Section)	69.8 (800m)
Race State	Finished



Eagle Farm QLD Professional

Race 8: SKY RACING OPEN Handicap - 1000m

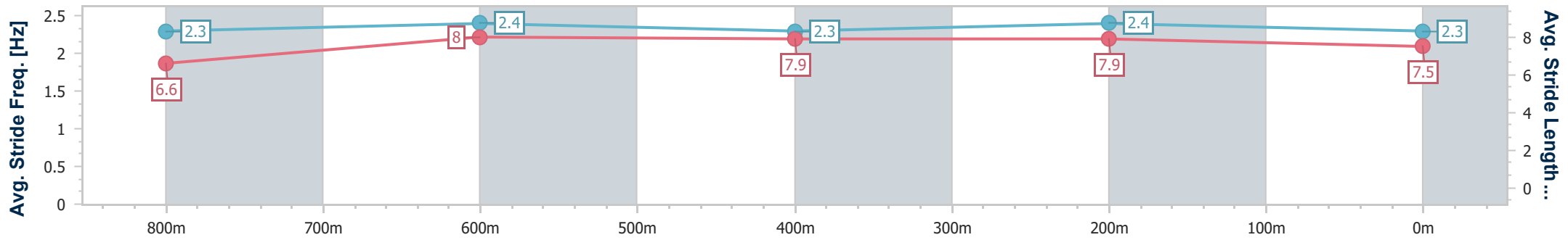
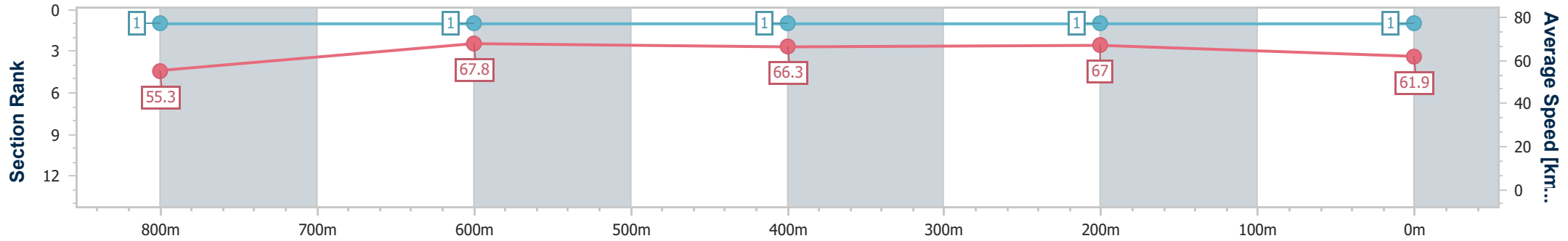
14 October 2023 - 16:02

Track Rating: Good 4, Weather: Fine, Rail Position: +0.5m Entire Course



BRISBANE RACING CLUB

Section	Overall	800m	600m	400m	200m
Section Times	0:56.83 [1] (0:13.06)	0:43.77 [1] (0:10.56)	0:33.21 [1] (0:10.84)	0:22.37 [1] (0:10.75)	0:11.62 [1] (0:11.62)
Average Speed [km/h]	55.3	67.8	66.3	67.0	61.9
Top Speed [km/h]	67.6	69.8	67.3	67.8	67.0
Avg. Dist. to Rail [m]	4.8	0.9	0.6	0.4	0.5
Avg. Stride Freq. [Hz]	2.3	2.4	2.3	2.4	2.3
Avg. Stride Length [m]	6.6	8.0	7.9	7.9	7.5



- [] Ranking at each section and finish
- .-.- No data available at this section
- NA No data available



Horse/Jockey Name	Zoushack
Final Rank	2
Fastest Section Time (Section)	0:10.49 (800m)
Top Speed [km/h] (Section)	70.4 (800m)
Race State	Finished

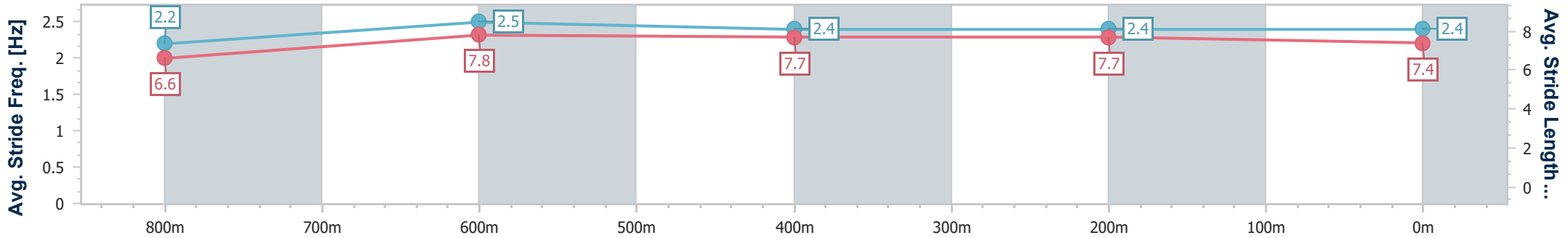
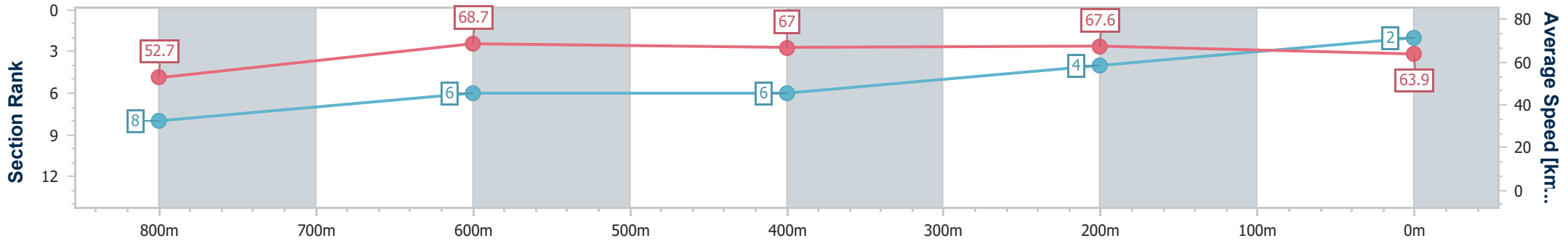


Eagle Farm QLD Professional
 Race 8: SKY RACING OPEN Handicap - 1000m
 14 October 2023 - 16:02
 Track Rating: Good 4, Weather: Fine, Rail Position: +0.5m Entire Course



BRISBANE
 RACING CLUB

Section	Overall	800m	600m	400m	200m
Section Times	0:56.90 [2] (0:13.69)	0:43.21 [8] (0:10.49)	0:32.72 [6] (0:10.82)	0:21.90 [6] (0:10.63)	0:11.27 [4] (0:11.27)
Average Speed [km/h]	52.7	68.7	67.0	67.6	63.9
Top Speed [km/h]	68.4	70.4	68.0	68.4	67.5
Avg. Dist. to Rail [m]	3.3	0.2	1.1	5.1	6.2
Avg. Stride Freq. [Hz]	2.2	2.5	2.4	2.4	2.4
Avg. Stride Length [m]	6.6	7.8	7.7	7.7	7.4



- [] Ranking at each section and finish
- .-.- No data available at this section
- NA No data available



Horse/Jockey Name	Nashira
Final Rank	3
Fastest Section Time (Section)	0:10.50 (400m)
Top Speed [km/h] (Section)	69.7 (400m)
Race State	Finished



Eagle Farm QLD Professional

Race 8: SKY RACING OPEN Handicap - 1000m

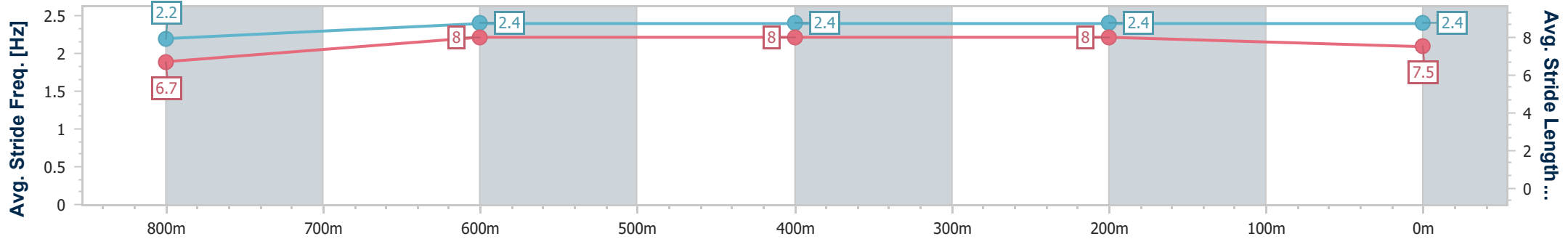
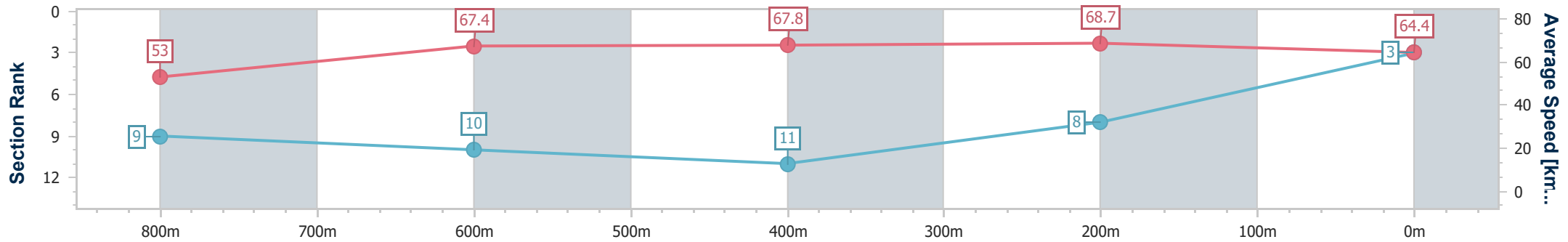
14 October 2023 - 16:02

Track Rating: Good 4, Weather: Fine, Rail Position: +0.5m Entire Course



BRISBANE RACING CLUB

Section	Overall	800m	600m	400m	200m
Section Times	0:57.01 [3] (0:13.70)	0:43.31 [9] (0:10.84)	0:32.47 [10] (0:10.81)	0:21.66 [11] (0:10.50)	0:11.16 [8] (0:11.16)
Average Speed [km/h]	53.0	67.4	67.8	68.7	64.4
Top Speed [km/h]	68.9	69.2	68.2	69.7	68.4
Avg. Dist. to Rail [m]	5.3	4.1	3.0	6.5	7.8
Avg. Stride Freq. [Hz]	2.2	2.4	2.4	2.4	2.4
Avg. Stride Length [m]	6.7	8.0	8.0	8.0	7.5



- [] Ranking at each section and finish
- .-.- No data available at this section
- NA No data available



Horse/Jockey Name	Cifrado
Final Rank	4
Fastest Section Time (Section)	0:10.44 (800m)
Top Speed [km/h] (Section)	70.9 (800m)
Race State	Finished



Eagle Farm QLD Professional

Race 8: SKY RACING OPEN Handicap - 1000m

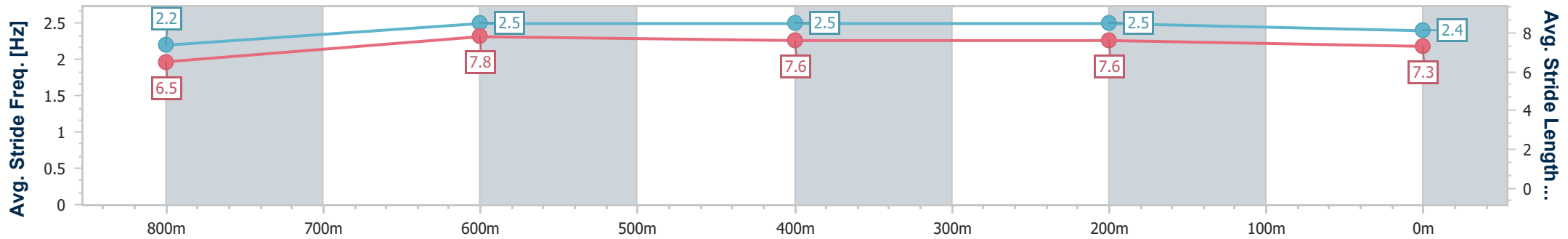
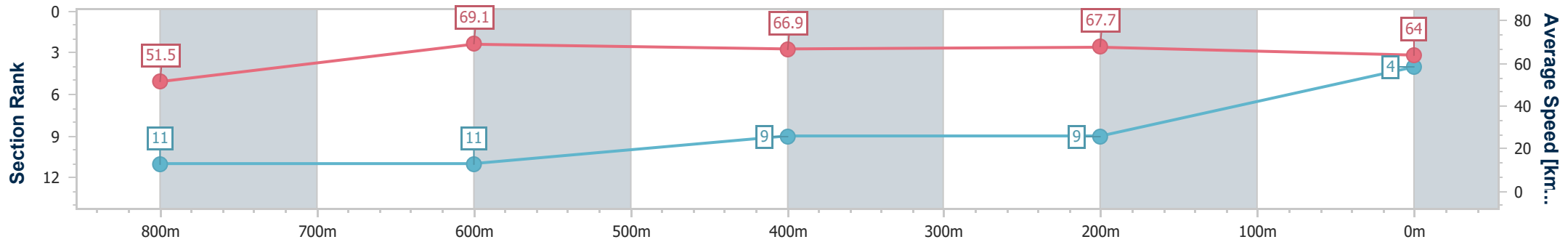
14 October 2023 - 16:02

Track Rating: Good 4, Weather: Fine, Rail Position: +0.5m Entire Course



BRISBANE RACING CLUB

Section	Overall	800m	600m	400m	200m
Section Times	0:57.11 [4] (0:14.11)	0:43.00 [11] (0:10.44)	0:32.56 [11] (0:10.64)	0:21.92 [9] (0:10.67)	0:11.25 [9] (0:11.25)
Average Speed [km/h]	51.5	69.1	66.9	67.7	64.0
Top Speed [km/h]	67.1	70.9	68.5	68.7	65.6
Avg. Dist. to Rail [m]	7.3	1.3	1.5	0.8	0.4
Avg. Stride Freq. [Hz]	2.2	2.5	2.5	2.5	2.4
Avg. Stride Length [m]	6.5	7.8	7.6	7.6	7.3



- [] Ranking at each section and finish
- .-.- No data available at this section
- NA No data available



Horse/Jockey Name	Hakkai Maru
Final Rank	5
Fastest Section Time (Section)	0:10.65 (400m)
Top Speed [km/h] (Section)	69.7 (Overall)
Race State	Finished

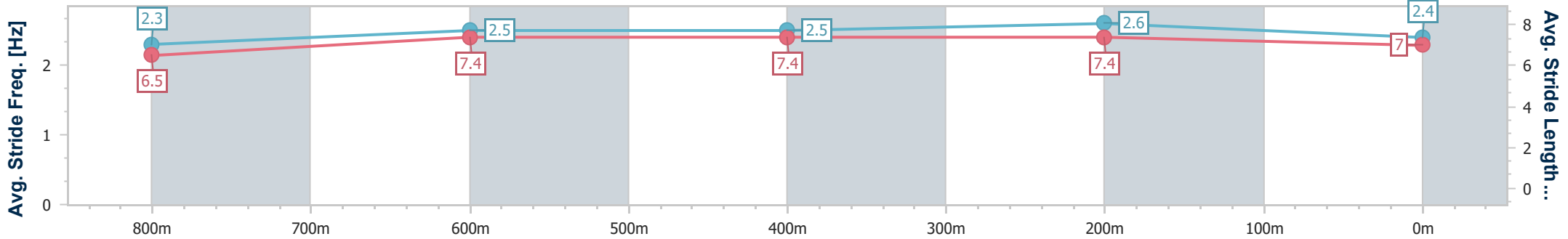
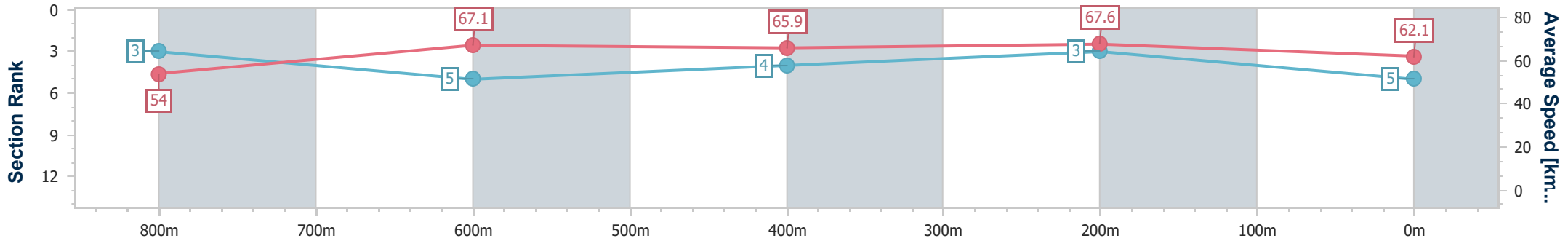


Eagle Farm QLD Professional
 Race 8: SKY RACING OPEN Handicap - 1000m
 14 October 2023 - 16:02
 Track Rating: Good 4, Weather: Fine, Rail Position: +0.5m Entire Course



BRISBANE
 RACING CLUB

Section	Overall	800m	600m	400m	200m
Section Times	0:57.16 [5] (0:13.33)	0:43.83 [3] (0:10.70)	0:33.13 [5] (0:10.88)	0:22.25 [4] (0:10.65)	0:11.60 [3] (0:11.60)
Average Speed [km/h]	54.0	67.1	65.9	67.6	62.1
Top Speed [km/h]	69.7	69.7	67.3	68.9	66.5
Avg. Dist. to Rail [m]	1.6	0.9	1.3	0.3	1.5
Avg. Stride Freq. [Hz]	2.3	2.5	2.5	2.6	2.4
Avg. Stride Length [m]	6.5	7.4	7.4	7.4	7.0



- [] Ranking at each section and finish
- .-.- No data available at this section
- NA No data available



Horse/Jockey Name	Lime Soda
Final Rank	6
Fastest Section Time (Section)	0:10.50 (800m)
Top Speed [km/h] (Section)	69.7 (800m)
Race State	Finished

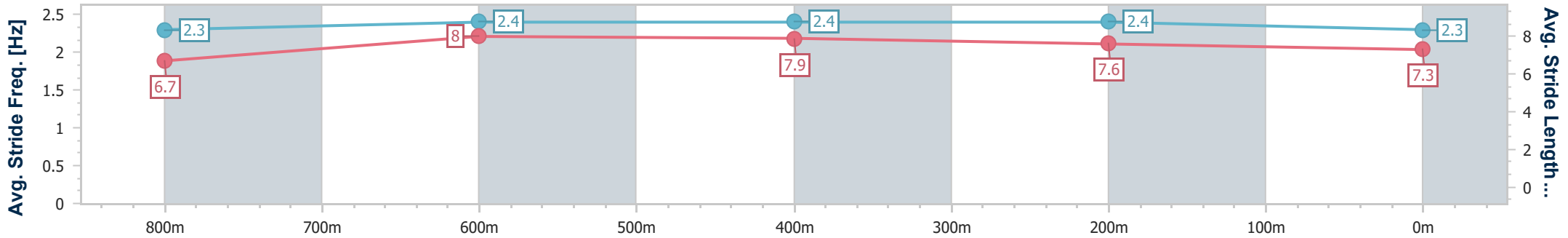
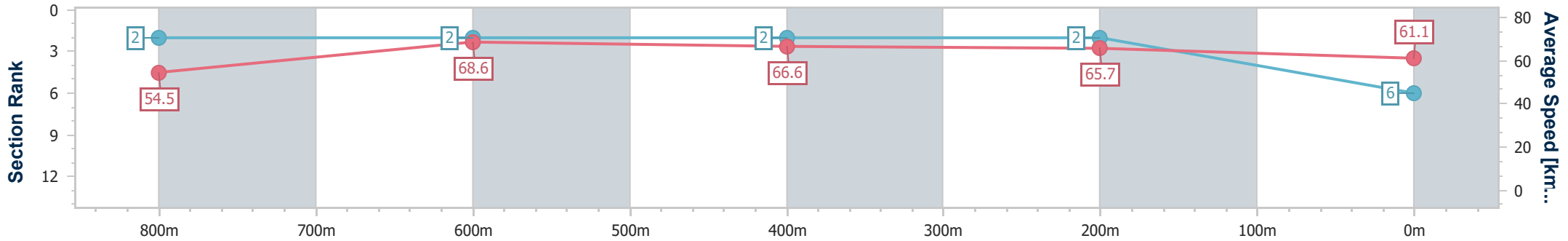


Eagle Farm QLD Professional
 Race 8: SKY RACING OPEN Handicap - 1000m
 14 October 2023 - 16:02
 Track Rating: Good 4, Weather: Fine, Rail Position: +0.5m Entire Course



BRISBANE
 RACING CLUB

Section	Overall	800m	600m	400m	200m
Section Times	0:57.34 [6] (0:13.29)	0:44.05 [2] (0:10.50)	0:33.55 [2] (0:10.81)	0:22.74 [2] (0:10.96)	0:11.78 [2] (0:11.78)
Average Speed [km/h]	54.5	68.6	66.6	65.7	61.1
Top Speed [km/h]	69.2	69.7	67.7	66.5	64.4
Avg. Dist. to Rail [m]	6.7	0.3	0.6	0.8	3.2
Avg. Stride Freq. [Hz]	2.3	2.4	2.4	2.4	2.3
Avg. Stride Length [m]	6.7	8.0	7.9	7.6	7.3



- [] Ranking at each section and finish
- .-.- No data available at this section
- NA No data available



Horse/Jockey Name	Easy Single
Final Rank	7
Fastest Section Time (Section)	0:10.59 (800m)
Top Speed [km/h] (Section)	69.5 (800m)
Race State	Finished

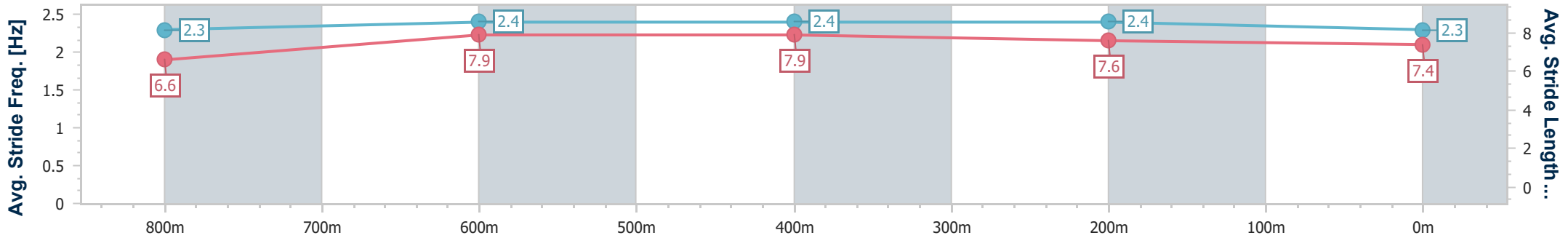
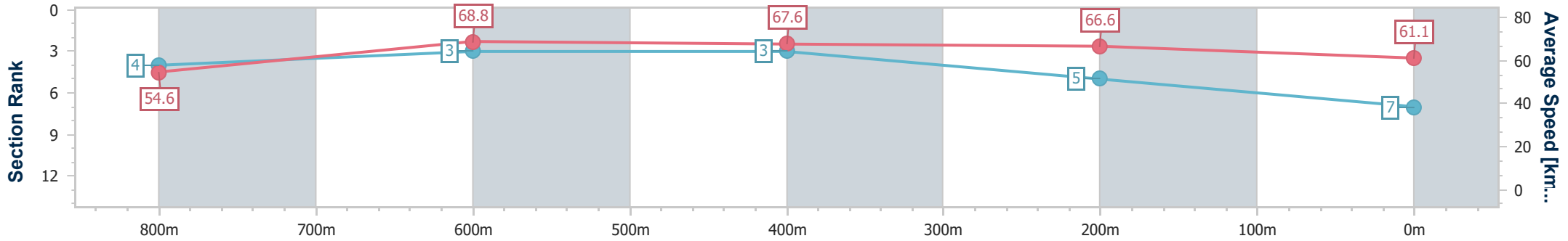


Eagle Farm QLD Professional
 Race 8: SKY RACING OPEN Handicap - 1000m
 14 October 2023 - 16:02
 Track Rating: Good 4, Weather: Fine, Rail Position: +0.5m Entire Course



BRISBANE RACING CLUB

Section	Overall	800m	600m	400m	200m
Section Times	0:57.43 [7] (0:13.36)	0:44.07 [4] (0:10.59)	0:33.48 [3] (0:10.90)	0:22.58 [3] (0:10.80)	0:11.78 [5] (0:11.78)
Average Speed [km/h]	54.6	68.8	67.6	66.6	61.1
Top Speed [km/h]	69.1	69.5	68.4	68.0	65.1
Avg. Dist. to Rail [m]	8.7	2.5	4.6	7.4	7.0
Avg. Stride Freq. [Hz]	2.3	2.4	2.4	2.4	2.3
Avg. Stride Length [m]	6.6	7.9	7.9	7.6	7.4



- [] Ranking at each section and finish
- .-.- No data available at this section
- NA No data available



Horse/Jockey Name	Kingston's Here
Final Rank	8
Fastest Section Time (Section)	0:10.67 (800m)
Top Speed [km/h] (Section)	69.3 (400m)
Race State	Finished

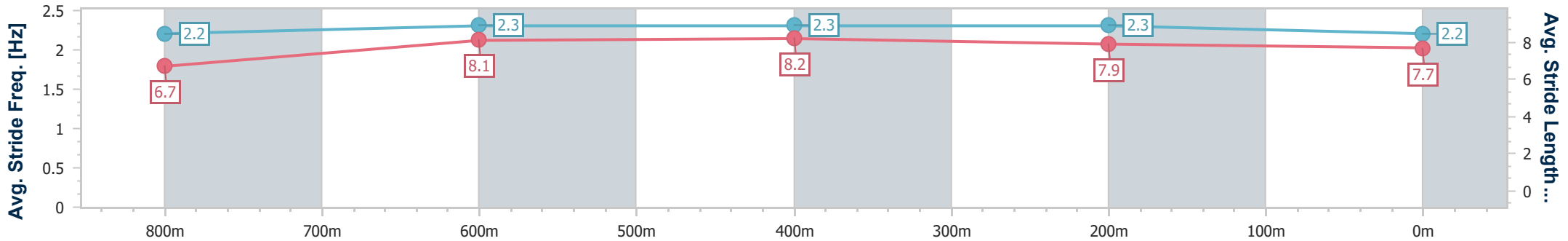
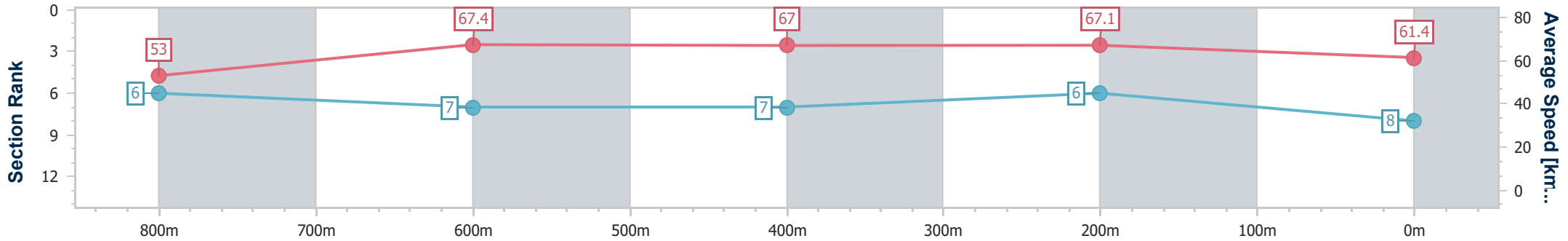


Eagle Farm QLD Professional
 Race 8: SKY RACING OPEN Handicap - 1000m
 14 October 2023 - 16:02
 Track Rating: Good 4, Weather: Fine, Rail Position: +0.5m Entire Course



BRISBANE
 RACING CLUB

Section	Overall	800m	600m	400m	200m
Section Times	0:57.43 [8] (0:13.57)	0:43.86 [6] (0:10.67)	0:33.19 [7] (0:10.77)	0:22.42 [7] (0:10.71)	0:11.71 [6] (0:11.71)
Average Speed [km/h]	53.0	67.4	67.0	67.1	61.4
Top Speed [km/h]	68.2	68.6	67.7	69.3	65.0
Avg. Dist. to Rail [m]	2.5	0.3	0.6	1.9	2.4
Avg. Stride Freq. [Hz]	2.2	2.3	2.3	2.3	2.2
Avg. Stride Length [m]	6.7	8.1	8.2	7.9	7.7



- [] Ranking at each section and finish
- .-.- No data available at this section
- NA No data available



Horse/Jockey Name	You'll Be Mist
Final Rank	9
Fastest Section Time (Section)	0:10.58 (800m)
Top Speed [km/h] (Section)	70.2 (800m)
Race State	Finished



Eagle Farm QLD Professional

Race 8: SKY RACING OPEN Handicap - 1000m

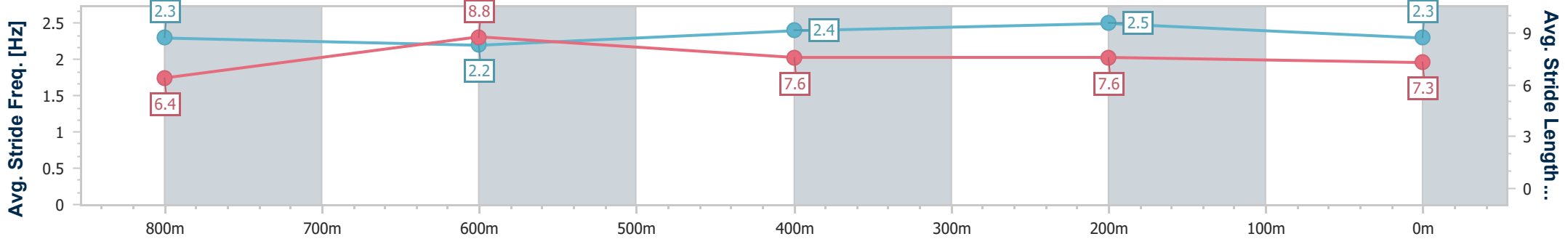
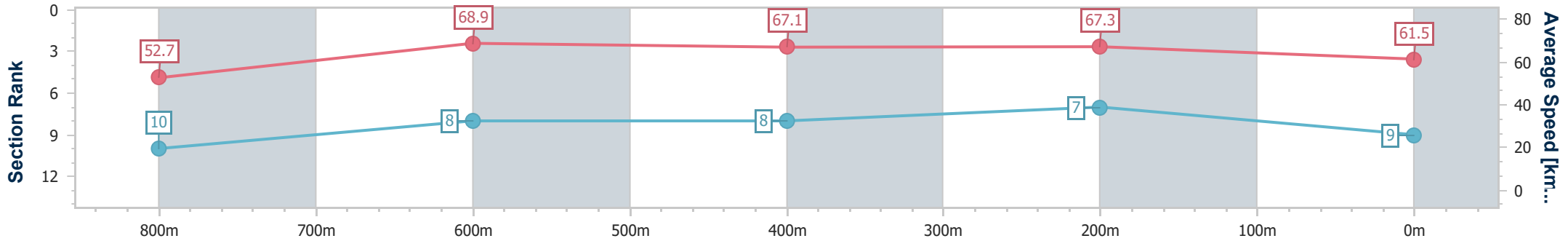
14 October 2023 - 16:02

Track Rating: Good 4, Weather: Fine, Rail Position: +0.5m Entire Course



BRISBANE RACING CLUB

Section	Overall	800m	600m	400m	200m
Section Times	0:57.52 [9] (0:13.82)	0:43.70 [10] (0:10.58)	0:33.12 [8] (0:10.72)	0:22.40 [8] (0:10.70)	0:11.70 [7] (0:11.70)
Average Speed [km/h]	52.7	68.9	67.1	67.3	61.5
Top Speed [km/h]	66.8	70.2	68.3	68.5	66.0
Avg. Dist. to Rail [m]	6.7	2.2	0.4	0.5	0.4
Avg. Stride Freq. [Hz]	2.3	2.2	2.4	2.5	2.3
Avg. Stride Length [m]	6.4	8.8	7.6	7.6	7.3



- [] Ranking at each section and finish
- .-.-.- No data available at this section
- NA No data available



Horse/Jockey Name	Genzai The Wolf
Final Rank	10
Fastest Section Time (Section)	0:10.64 (800m)
Top Speed [km/h] (Section)	69.6 (800m)
Race State	Finished

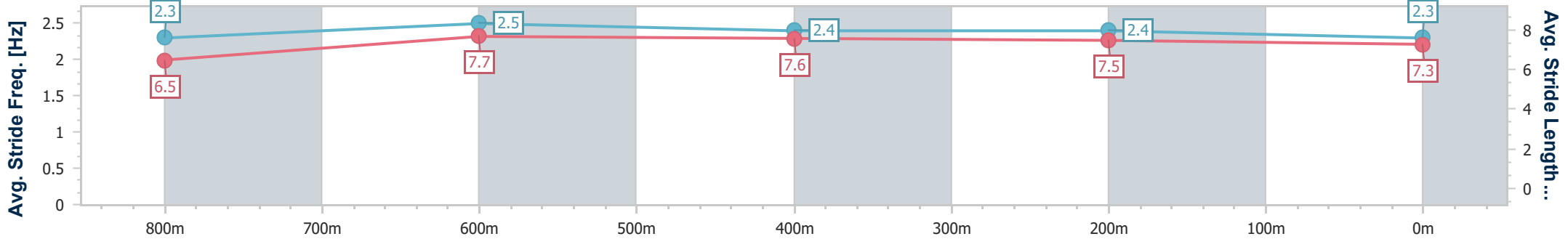
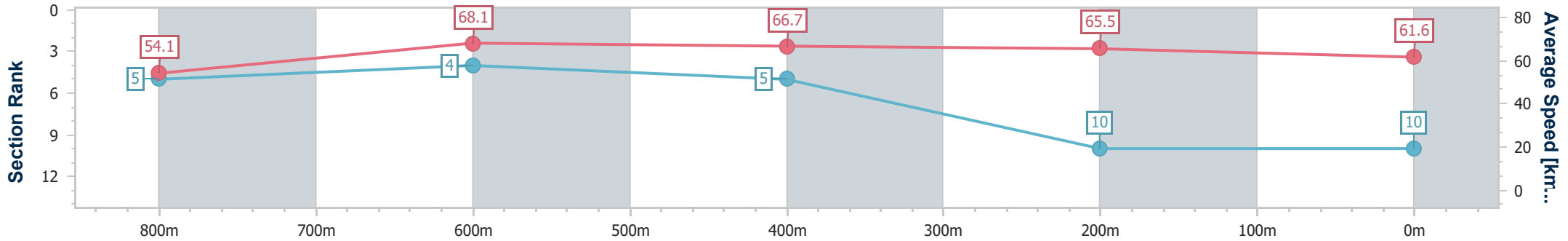


Eagle Farm QLD Professional
 Race 8: SKY RACING OPEN Handicap - 1000m
 14 October 2023 - 16:02
 Track Rating: Good 4, Weather: Fine, Rail Position: +0.5m Entire Course



BRISBANE
 RACING CLUB

Section	Overall	800m	600m	400m	200m
Section Times	0:57.59 [10] (0:13.37)	0:44.22 [5] (0:10.64)	0:33.58 [4] (0:10.90)	0:22.68 [5] (0:10.97)	0:11.71 [10] (0:11.71)
Average Speed [km/h]	54.1	68.1	66.7	65.5	61.6
Top Speed [km/h]	69.0	69.6	68.2	66.4	63.8
Avg. Dist. to Rail [m]	3.2	1.2	2.2	3.8	3.2
Avg. Stride Freq. [Hz]	2.3	2.5	2.4	2.4	2.3
Avg. Stride Length [m]	6.5	7.7	7.6	7.5	7.3



- [] Ranking at each section and finish
- .-.- No data available at this section
- NA No data available



Horse/Jockey Name	Ditmas
Final Rank	11
Fastest Section Time (Section)	0:10.80 (800m)
Top Speed [km/h] (Section)	68.3 (800m)
Race State	Finished

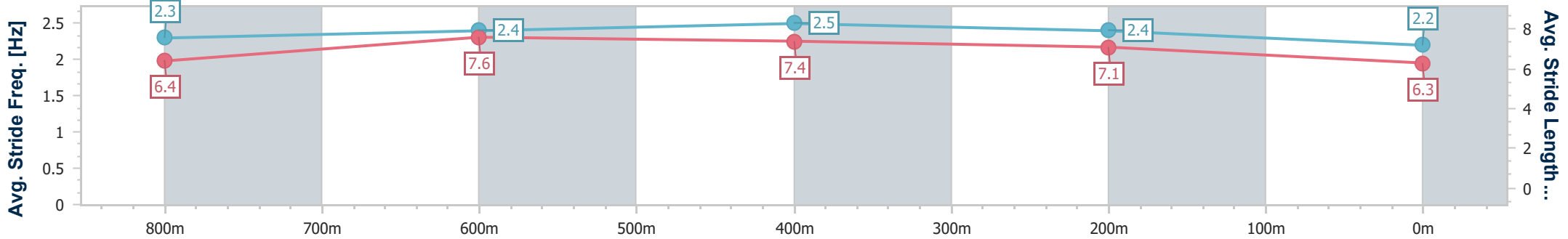
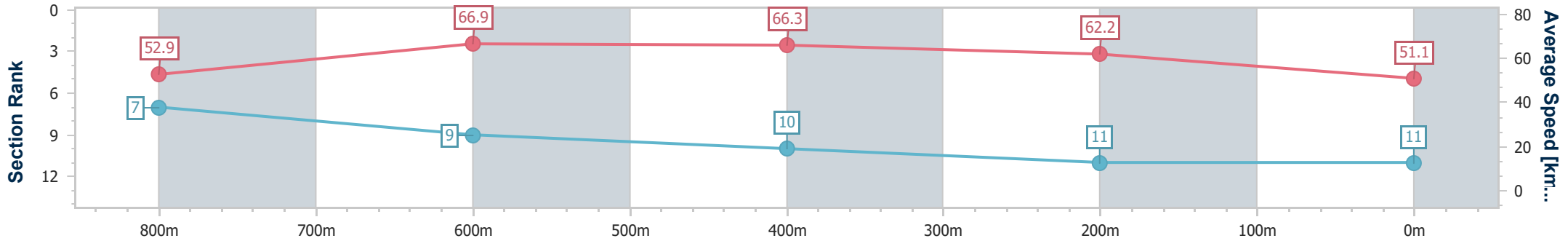


Eagle Farm QLD Professional
 Race 8: SKY RACING OPEN Handicap - 1000m
 14 October 2023 - 16:02
 Track Rating: Good 4, Weather: Fine, Rail Position: +0.5m Entire Course



BRISBANE
 RACING CLUB

Section	Overall	800m	600m	400m	200m
Section Times	1:01.02 [11] (0:13.67)	0:47.35 [7] (0:10.80)	0:36.55 [9] (0:10.87)	0:25.68 [10] (0:11.62)	0:14.06 [11] (0:14.06)
Average Speed [km/h]	52.9	66.9	66.3	62.2	51.1
Top Speed [km/h]	66.0	68.3	67.7	65.6	57.9
Avg. Dist. to Rail [m]	3.6	0.8	0.8	5.6	10.6
Avg. Stride Freq. [Hz]	2.3	2.4	2.5	2.4	2.2
Avg. Stride Length [m]	6.4	7.6	7.4	7.1	6.3



- [] Ranking at each section and finish
- .-.- No data available at this section
- NA No data available