



# Sunshine Coast QLD Professional

## Race 3: ROBILLIARD BUILDING & DESIGN Maiden Plate - 1000m

15 October 2023 - 13:55



Track Rating: Good 4, Weather: Fine, Rail Position: +8m Entire

Section		Overall	800m	600m	400m	200m	Last 600m					
Field Times		0:57.62 (0:12.91)	0:44.71 (0:10.58)	0:34.13 (0:10.87)	0:23.26 (0:11.02)	0:12.24 (0:12.24)	0:34.13					
Rank	TAB Horse/Jockey	Barrier	Top Speed [km/h]	Fastest Section	Margin					Distance Travelled [m]		
1	6 ISLAND TIDE Ryan Maloney	2	70.6 Overall	0:10.58 800m	0:57.62 [1] (0:12.91)	0:44.71 [1] (0:10.58)	0:34.13 [1] (0:10.87)	0:23.26 [1] (0:11.02)	0:12.24 [1] (0:12.24)	0:57.62	0:34.13	
2	13 HOLY CROWN Anthony Allen	12	71.3 800m	0:10.46 800m	0:58.23 [2] (0:13.65)	0:44.58 [6] (0:10.46)	0:34.12 [6] (0:11.17)	0:22.95 [6] (0:10.96)	0:11.99 [4] (0:11.99)	3.5L	0:34.12	+1
3	11 GREGARIOUS Angela Jones	8	70.5 800m	0:10.55 800m	0:58.40 [3] (0:13.49)	0:44.91 [5] (0:10.55)	0:34.36 [5] (0:10.99)	0:23.37 [4] (0:11.29)	0:12.08 [6] (0:12.08)	4.5L	0:34.36	+0
4	10 TAKING FLIGHT Casey Waddell	9	71.6 800m	0:10.48 800m	0:58.61 [4] (0:13.20)	0:45.41 [3] (0:10.48)	0:34.93 [2] (0:11.18)	0:23.75 [2] (0:11.30)	0:12.45 [2] (0:12.45)	5.5L	0:34.93	+3
5	7 LICENCED AND READY Alisha Donald	1	69.8 800m	0:10.70 800m	0:58.74 [5] (0:13.10)	0:45.64 [2] (0:10.70)	0:34.94 [3] (0:11.12)	0:23.82 [3] (0:11.38)	0:12.44 [5] (0:12.44)	6.3L	0:34.94	-3
6	2 ELLEYANNA Mark Du Plessis	3	70.6 Overall	0:10.79 800m	0:58.80 [6] (0:13.20)	0:45.60 [4] (0:10.79)	0:34.81 [4] (0:11.04)	0:23.77 [5] (0:11.19)	0:12.58 [3] (0:12.58)	6.5L	0:34.81	+4
7	5 ISLAND LADY Samantha Collett	5	70.5 800m	0:10.54 800m	0:59.02 [7] (0:13.86)	0:45.16 [7] (0:10.54)	0:34.62 [7] (0:11.09)	0:23.53 [7] (0:11.16)	0:12.37 [7] (0:12.37)	7.8L	0:34.62	+3
8	4 GRIS AMOUR Nathan Thomas	7	66.7 800m	0:11.06 800m	1:00.02 [8] (0:14.03)	0:45.99 [8] (0:11.06)	0:34.93 [8] (0:11.21)	0:23.72 [8] (0:11.28)	0:12.44 [8] (0:12.44)	13.6L	0:34.93	+0

Scratched: Confirm Nor Deny (#1), Ever So Clever (#3), Manhattan Mojo (#8), Spirit Of Heath (#9), Scribble (#12)

[ ] Ranking at each section and finish  
 -:-:- No data available at this section  
 NA No data available

SCN Saddle cloth number  
 DNF Did not finish  
 DNT Did not track



Horse/Jockey Name	Island Tide
Final Rank	1
Fastest Section Time (Section)	0:10.58 (800m)
Top Speed [km/h] (Section)	70.6 (Overall)
Race State	Finished



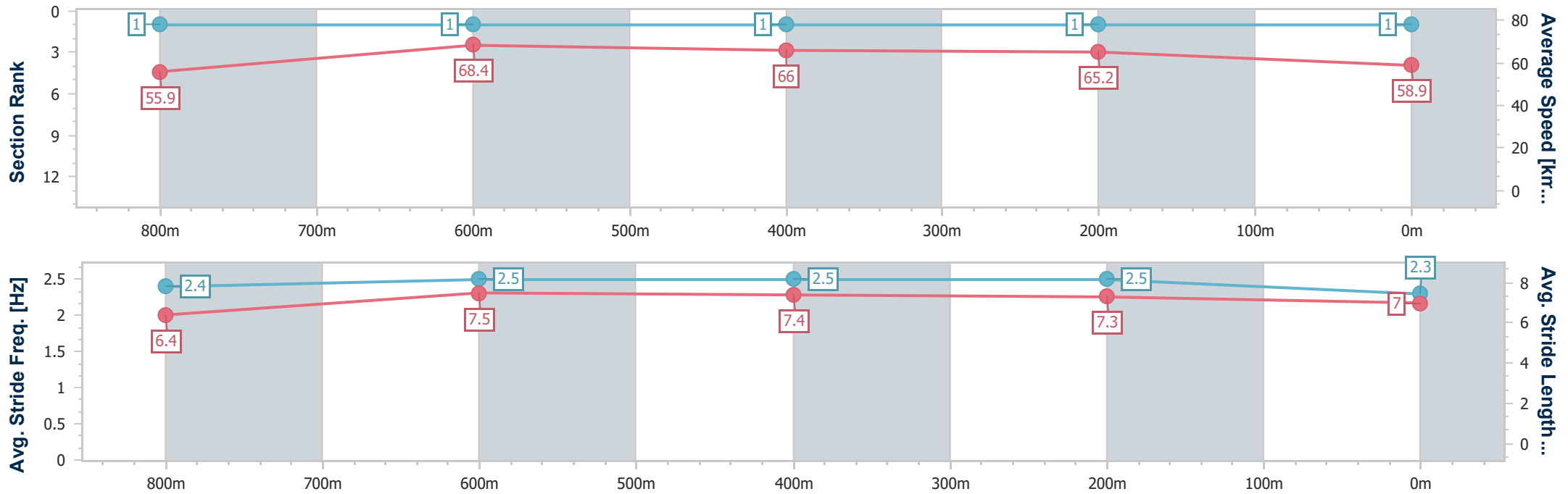
Sunshine Coast QLD Professional  
Race 3: ROBILIARD BUILDING & DESIGN Maiden Plate - 1000m



15 October 2023 - 13:55

Track Rating: Good 4, Weather: Fine, Rail Position: +8m Entire

Section	Overall	800m	600m	400m	200m
Section Times	0:57.62 [1] (0:12.91)	0:44.71 [1] (0:10.58)	0:34.13 [1] (0:10.87)	0:23.26 [1] (0:11.02)	0:12.24 [1] (0:12.24)
Average Speed [km/h]	55.9	68.4	66.0	65.2	58.9
Top Speed [km/h]	70.6	69.9	67.4	66.4	62.9
Avg. Dist. to Rail [m]	4.0	1.6	0.3	0.4	0.7
Avg. Stride Freq. [Hz]	2.4	2.5	2.5	2.5	2.3
Avg. Stride Length [m]	6.4	7.5	7.4	7.3	7.0



- [ ] Ranking at each section and finish
- .-.- No data available at this section
- NA No data available



Horse/Jockey Name	Holy Crown
Final Rank	2
Fastest Section Time (Section)	0:10.46 (800m)
Top Speed [km/h] (Section)	71.3 (800m)
Race State	Finished



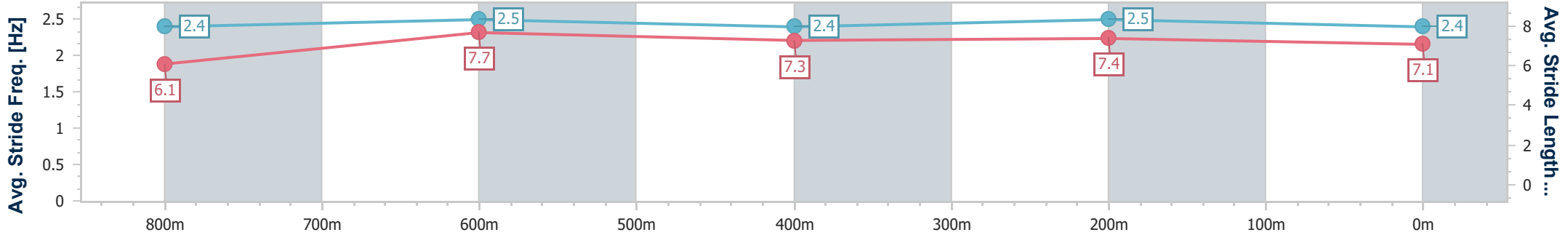
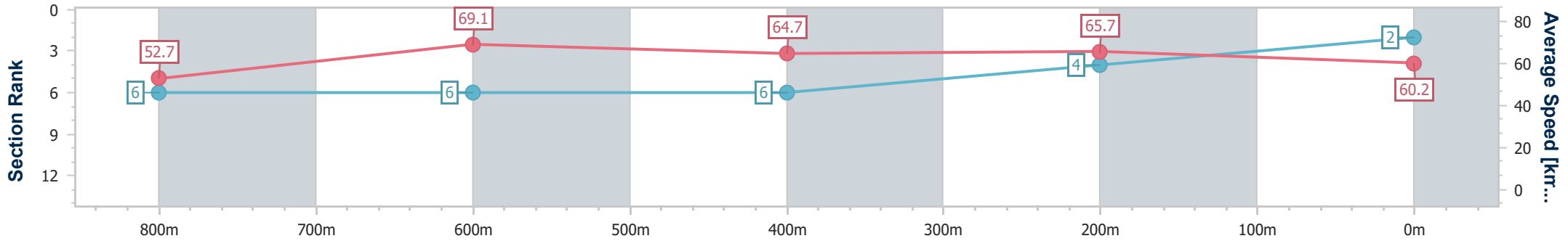
Sunshine Coast QLD Professional  
Race 3: ROBILIARD BUILDING & DESIGN Maiden Plate - 1000m



15 October 2023 - 13:55

Track Rating: Good 4, Weather: Fine, Rail Position: +8m Entire

Section	Overall	800m	600m	400m	200m
Section Times	0:58.23 [2] (0:13.65)	0:44.58 [6] (0:10.46)	0:34.12 [6] (0:11.17)	0:22.95 [6] (0:10.96)	0:11.99 [4] (0:11.99)
Average Speed [km/h]	52.7	69.1	64.7	65.7	60.2
Top Speed [km/h]	69.9	71.3	67.4	67.6	63.7
Avg. Dist. to Rail [m]	6.3	1.0	1.3	4.5	4.8
Avg. Stride Freq. [Hz]	2.4	2.5	2.4	2.5	2.4
Avg. Stride Length [m]	6.1	7.7	7.3	7.4	7.1



- [ ] Ranking at each section and finish
- .-.- No data available at this section
- NA No data available



Horse/Jockey Name	Gregarious
Final Rank	3
Fastest Section Time (Section)	0:10.55 (800m)
Top Speed [km/h] (Section)	70.5 (800m)
Race State	Finished



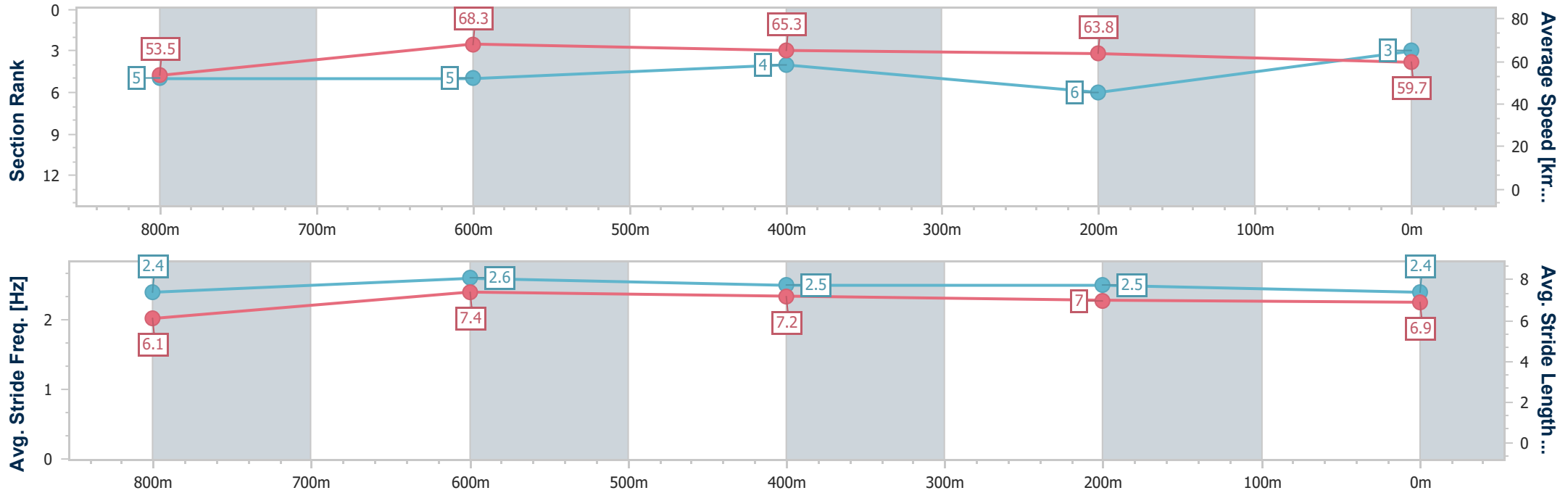
Sunshine Coast QLD Professional  
Race 3: ROBILIARD BUILDING & DESIGN Maiden Plate - 1000m



15 October 2023 - 13:55

Track Rating: Good 4, Weather: Fine, Rail Position: +8m Entire

Section	Overall	800m	600m	400m	200m
Section Times	0:58.40 [3] (0:13.49)	0:44.91 [5] (0:10.55)	0:34.36 [5] (0:10.99)	0:23.37 [4] (0:11.29)	0:12.08 [6] (0:12.08)
Average Speed [km/h]	53.5	68.3	65.3	63.8	59.7
Top Speed [km/h]	70.0	70.5	67.6	65.0	62.7
Avg. Dist. to Rail [m]	4.7	0.8	0.4	2.6	3.1
Avg. Stride Freq. [Hz]	2.4	2.6	2.5	2.5	2.4
Avg. Stride Length [m]	6.1	7.4	7.2	7.0	6.9



- [ ] Ranking at each section and finish
- .-.- No data available at this section
- NA No data available



Horse/Jockey Name	Taking Flight
Final Rank	4
Fastest Section Time (Section)	0:10.48 (800m)
Top Speed [km/h] (Section)	71.6 (800m)
Race State	Finished



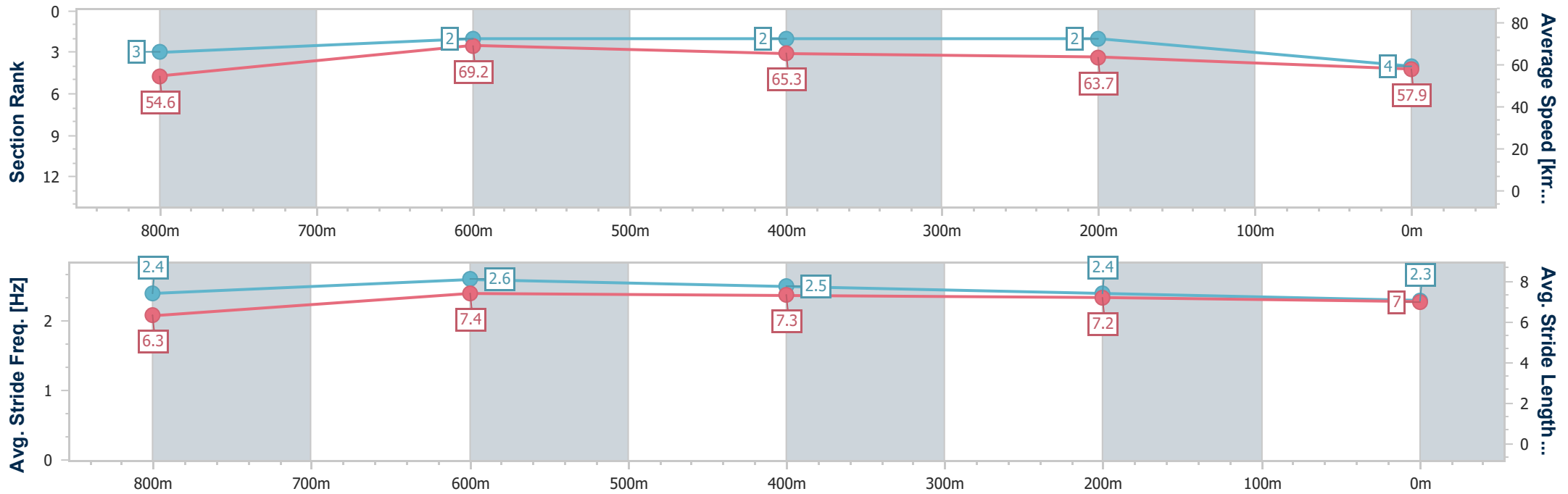
Sunshine Coast QLD Professional  
Race 3: ROBILIARD BUILDING & DESIGN Maiden Plate - 1000m



15 October 2023 - 13:55

Track Rating: Good 4, Weather: Fine, Rail Position: +8m Entire

Section	Overall	800m	600m	400m	200m
Section Times	0:58.61 [4] (0:13.20)	0:45.41 [3] (0:10.48)	0:34.93 [2] (0:11.18)	0:23.75 [2] (0:11.30)	0:12.45 [2] (0:12.45)
Average Speed [km/h]	54.6	69.2	65.3	63.7	57.9
Top Speed [km/h]	71.2	71.6	67.0	65.1	61.2
Avg. Dist. to Rail [m]	6.6	2.6	2.1	4.2	3.7
Avg. Stride Freq. [Hz]	2.4	2.6	2.5	2.4	2.3
Avg. Stride Length [m]	6.3	7.4	7.3	7.2	7.0



- [ ] Ranking at each section and finish
- .-.- No data available at this section
- NA No data available



Horse/Jockey Name	Licenced And Ready
Final Rank	5
Fastest Section Time (Section)	0:10.70 (800m)
Top Speed [km/h] (Section)	69.8 (800m)
Race State	Finished



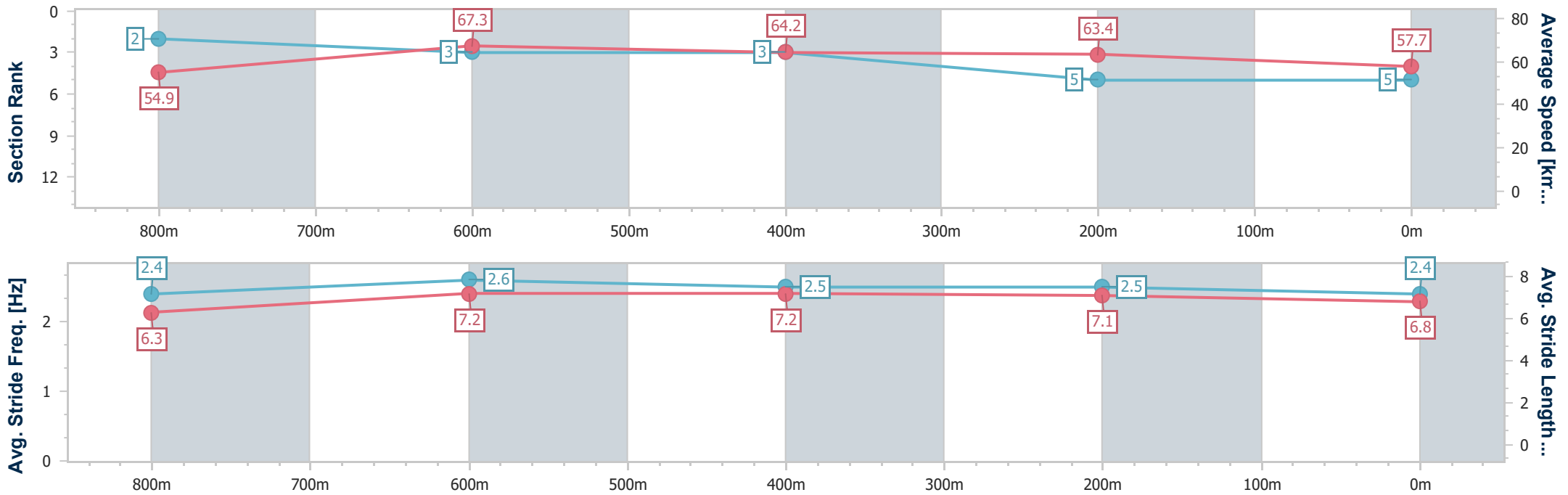
Sunshine Coast QLD Professional  
Race 3: ROBILIARD BUILDING & DESIGN Maiden Plate - 1000m



15 October 2023 - 13:55

Track Rating: Good 4, Weather: Fine, Rail Position: +8m Entire

Section	Overall	800m	600m	400m	200m
Section Times	0:58.74 [5] (0:13.10)	0:45.64 [2] (0:10.70)	0:34.94 [3] (0:11.12)	0:23.82 [3] (0:11.38)	0:12.44 [5] (0:12.44)
Average Speed [km/h]	54.9	67.3	64.2	63.4	57.7
Top Speed [km/h]	68.6	69.8	65.7	63.7	62.8
Avg. Dist. to Rail [m]	2.4	0.8	1.4	0.9	0.8
Avg. Stride Freq. [Hz]	2.4	2.6	2.5	2.5	2.4
Avg. Stride Length [m]	6.3	7.2	7.2	7.1	6.8



- [ ] Ranking at each section and finish
- .-.- No data available at this section
- NA No data available



Horse/Jockey Name	Elleyanna
Final Rank	6
Fastest Section Time (Section)	0:10.79 (800m)
Top Speed [km/h] (Section)	70.6 (Overall)
Race State	Finished



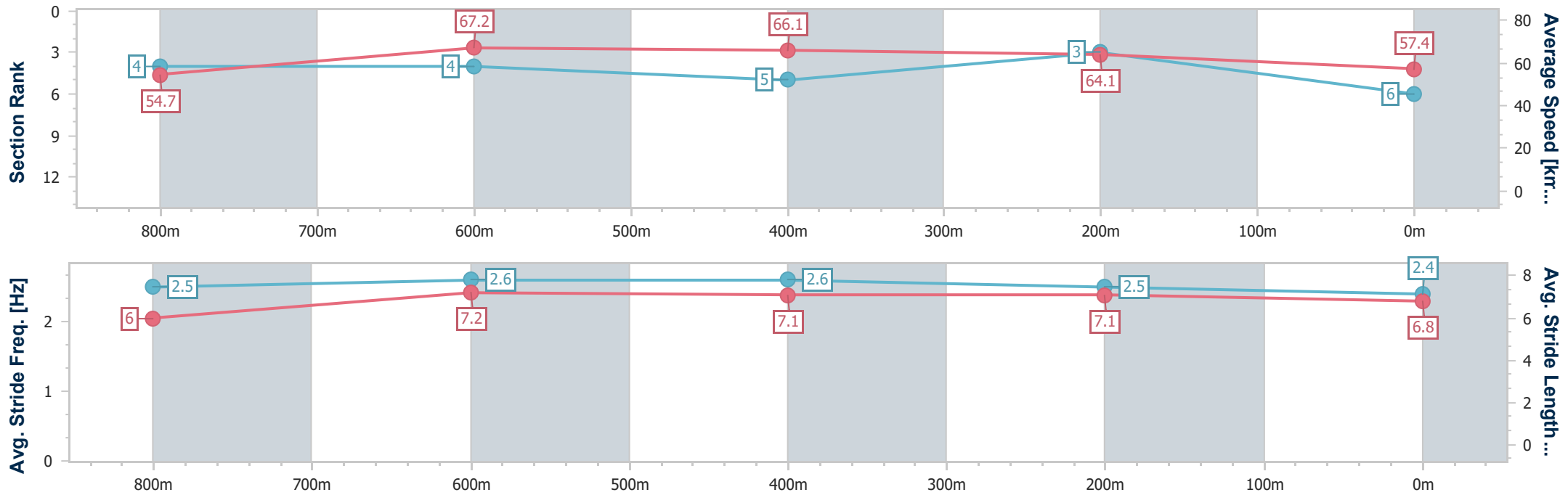
Sunshine Coast QLD Professional  
Race 3: ROBILIARD BUILDING & DESIGN Maiden Plate - 1000m



15 October 2023 - 13:55

Track Rating: Good 4, Weather: Fine, Rail Position: +8m Entire

Section	Overall	800m	600m	400m	200m
Section Times	0:58.80 [6] (0:13.20)	0:45.60 [4] (0:10.79)	0:34.81 [4] (0:11.04)	0:23.77 [5] (0:11.19)	0:12.58 [3] (0:12.58)
Average Speed [km/h]	54.7	67.2	66.1	64.1	57.4
Top Speed [km/h]	70.6	70.5	68.1	66.1	61.5
Avg. Dist. to Rail [m]	3.9	1.9	2.2	4.6	5.3
Avg. Stride Freq. [Hz]	2.5	2.6	2.6	2.5	2.4
Avg. Stride Length [m]	6.0	7.2	7.1	7.1	6.8



- [ ] Ranking at each section and finish
- .-.- No data available at this section
- NA No data available



Horse/Jockey Name	Island Lady
Final Rank	7
Fastest Section Time (Section)	0:10.54 (800m)
Top Speed [km/h] (Section)	70.5 (800m)
Race State	Finished



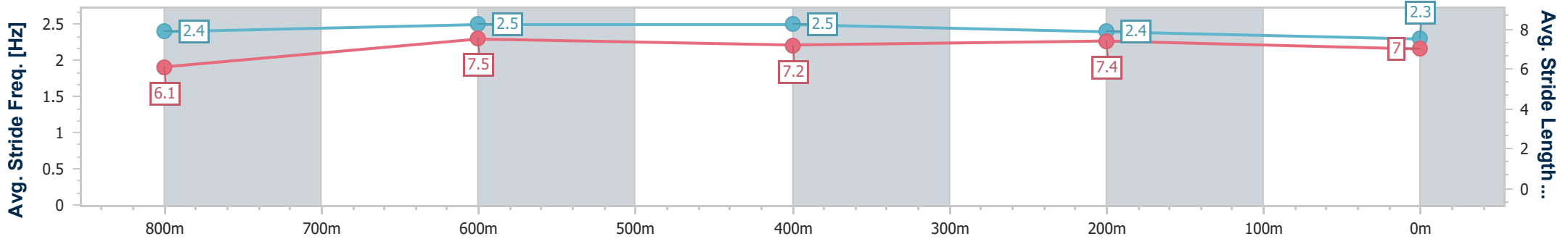
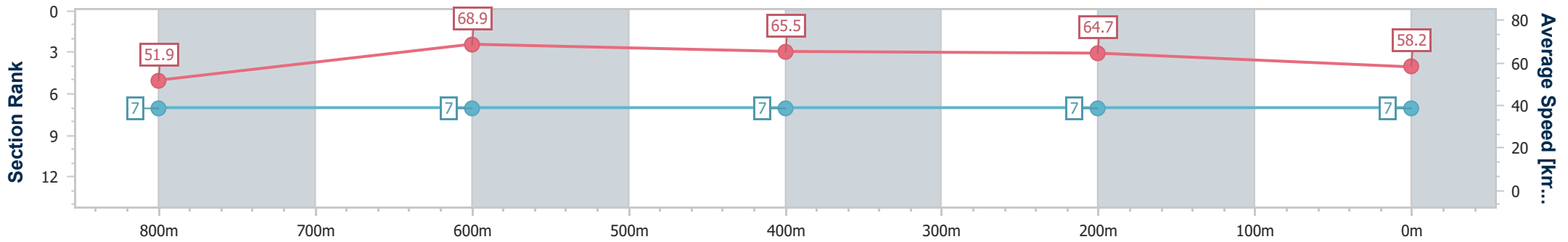
Sunshine Coast QLD Professional  
Race 3: ROBILIARD BUILDING & DESIGN Maiden Plate - 1000m



15 October 2023 - 13:55

Track Rating: Good 4, Weather: Fine, Rail Position: +8m Entire

Section	Overall	800m	600m	400m	200m
Section Times	0:59.02 [7] (0:13.86)	0:45.16 [7] (0:10.54)	0:34.62 [7] (0:11.09)	0:23.53 [7] (0:11.16)	0:12.37 [7] (0:12.37)
Average Speed [km/h]	51.9	68.9	65.5	64.7	58.2
Top Speed [km/h]	68.5	70.5	66.9	66.1	61.7
Avg. Dist. to Rail [m]	4.1	1.8	2.0	4.6	5.3
Avg. Stride Freq. [Hz]	2.4	2.5	2.5	2.4	2.3
Avg. Stride Length [m]	6.1	7.5	7.2	7.4	7.0



- [ ] Ranking at each section and finish
- .-.- No data available at this section
- NA No data available





Horse/Jockey Name	Gris Amour
Final Rank	8
Fastest Section Time (Section)	0:11.06 (800m)
Top Speed [km/h] (Section)	66.7 (800m)
Race State	Finished



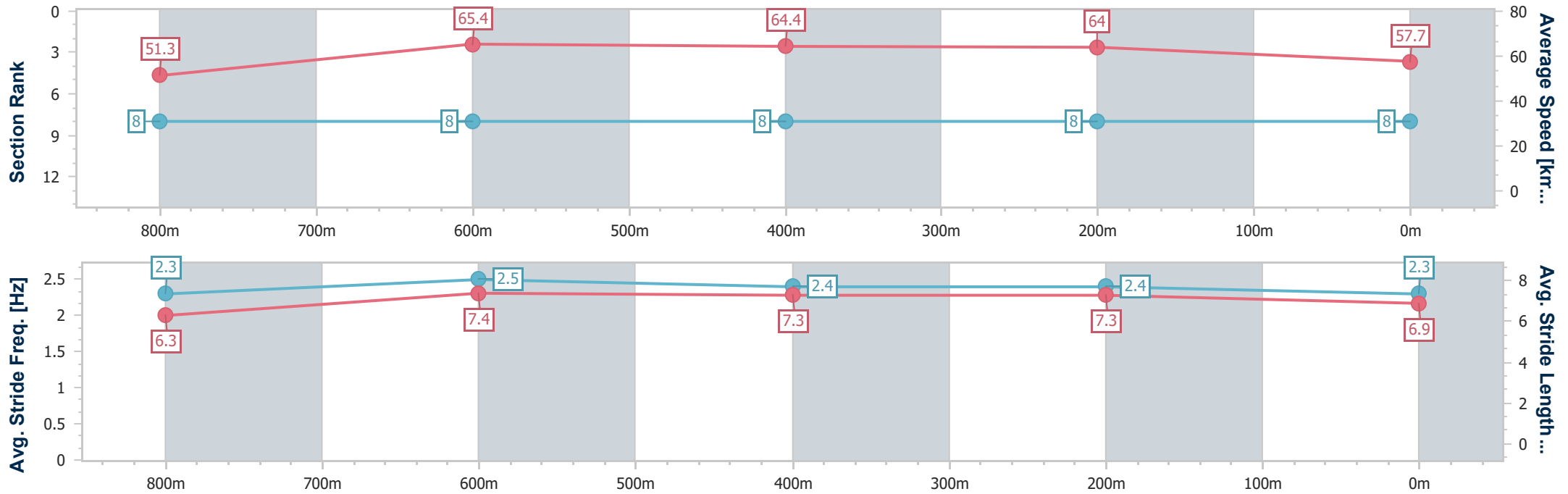
Sunshine Coast QLD Professional  
Race 3: ROBILIARD BUILDING & DESIGN Maiden Plate - 1000m



15 October 2023 - 13:55

Track Rating: Good 4, Weather: Fine, Rail Position: +8m Entire

Section	Overall	800m	600m	400m	200m
Section Times	1:00.02 [8] (0:14.03)	0:45.99 [8] (0:11.06)	0:34.93 [8] (0:11.21)	0:23.72 [8] (0:11.28)	0:12.44 [8] (0:12.44)
Average Speed [km/h]	51.3	65.4	64.4	64.0	57.7
Top Speed [km/h]	65.8	66.7	65.4	65.2	63.3
Avg. Dist. to Rail [m]	3.5	1.1	0.6	1.7	1.6
Avg. Stride Freq. [Hz]	2.3	2.5	2.4	2.4	2.3
Avg. Stride Length [m]	6.3	7.4	7.3	7.3	6.9



- [ ] Ranking at each section and finish
- .-.- No data available at this section
- NA No data available