



Sunshine Coast QLD Professional

Race 5: SUM YUNG GUYS BENCHMARK 65 Handicap - 1000m

15 October 2023 - 15:10



Track Rating: Good 4, Weather: Fine, Rail Position: +8m Entire

Section											Last 600m		
Field Times		Overall	800m	600m	400m	200m						0:34.29	
		0:57.20 (0:12.68)	0:44.52 (0:10.23)	0:34.29 (0:10.87)	0:23.42 (0:11.16)	0:12.26 (0:12.26)							
Rank	TAB	Horse/Jockey	Barrier	Top Speed [km/h]	Fastest Section						Margin	Distance Travelled [m]	
1	9	ZOUMETEOR	11	72.4	0:10.23	0:57.20 [1]	0:44.52 [1]	0:34.29 [1]	0:23.42 [1]	0:12.26 [1]	0:57.20	0:34.29	
		James Orman		Overall	800m	(0:12.68)	(0:10.23)	(0:10.87)	(0:11.16)	(0:12.26)			
2	8	WINE NOT ROSES	8	71.3	0:10.44	0:57.32 [2]	0:44.17 [8]	0:33.73 [7]	0:22.91 [7]	0:11.79 [6]	0.5L	0:33.73	+2
		Emily Lang		800m	800m	(0:13.15)	(0:10.44)	(0:10.82)	(0:11.12)	(0:11.79)			
3	10	AMORE VELOCE	1	72.4	0:10.30	0:57.44 [3]	0:44.55 [3]	0:34.25 [3]	0:23.46 [2]	0:12.21 [2]	1L	0:34.25	+0
		Blake Spriggs		Overall	800m	(0:12.89)	(0:10.30)	(0:10.79)	(0:11.25)	(0:12.21)			
4	14	SIR CARTER	4	71.3	0:10.29	0:57.50 [4]	0:44.41 [6]	0:34.12 [6]	0:23.31 [5]	0:12.09 [3]	1.2L	0:34.12	+0
		Mark Du Plessis		800m	800m	(0:13.09)	(0:10.29)	(0:10.81)	(0:11.22)	(0:12.09)			
5	2	BAIYKA	7	70.4	0:10.50	0:57.59 [5]	0:44.17 [9]	0:33.67 [9]	0:22.97 [8]	0:11.89 [7]	1.6L	0:33.67	+1
		Jasper Franklin		800m	800m	(0:13.42)	(0:10.50)	(0:10.70)	(0:11.08)	(0:11.89)			
6	4	XERRI	6	72.4	0:10.32	0:57.83 [6]	0:44.86 [5]	0:34.54 [5]	0:23.66 [4]	0:12.36 [5]	2.9L	0:34.54	+3
		Hannah Phillips		800m	800m	(0:12.97)	(0:10.32)	(0:10.88)	(0:11.30)	(0:12.36)			
7	7	CAPITAL REIGN	2	72.1	0:10.29	0:58.21 [7]	0:45.34 [2]	0:35.05 [2]	0:24.16 [3]	0:12.77 [4]	5.2L	0:35.05	+3
		Michael Cahill		800m	800m	(0:12.87)	(0:10.29)	(0:10.89)	(0:11.39)	(0:12.77)			
8	6	BELISTIC MAN	9	72.4	0:10.28	0:58.54 [8]	0:45.59 [4]	0:35.31 [4]	0:24.16 [6]	0:12.78 [8]	7L	0:35.31	+5
		Matthew Powell		Overall	800m	(0:12.95)	(0:10.28)	(0:11.15)	(0:11.38)	(0:12.78)			
9	3	NIPOTINO	15	70.2	0:10.59	0:58.57 [9]	0:45.11 [10]	0:34.52 [10]	0:23.56 [10]	0:12.40 [9]	7.2L	0:34.52	+3
		Jake Bayliss		Overall	800m	(0:13.46)	(0:10.59)	(0:10.96)	(0:11.16)	(0:12.40)			
10	1	OAKFIELD TARGET	3	70.7	0:10.67	0:58.94 [10]	0:45.79 [7]	0:35.12 [8]	0:24.01 [9]	0:12.53 [10]	9.2L	0:35.12	-2
		Paul Hamblin		Overall	800m	(0:13.15)	(0:10.67)	(0:11.11)	(0:11.48)	(0:12.53)			

Scratched: Your Too Good (#5), Cabrinella (#11), Smashingplates (#13), Snow Boum (#15)

Report Created: Sun 15 October 2023 15:41 GMT+ (Note: Timing is based on position data)

Page 1/13

[] Ranking at each section and finish
 -:-:- No data available at this section
 NA No data available

SCN Saddle cloth number
 DNF Did not finish
 DNT Did not track

data processed by TRIPLESDATA



Sunshine Coast QLD Professional
Race 5: SUM YUNG GUYS BENCHMARK 65 Handicap - 1000m
 15 October 2023 - 15:10



Track Rating: Good 4, Weather: Fine, Rail Position: +8m Entire

Section		Overall	800m	600m	400m	200m	Last 600m					
Field Times		0:57.20 (0:12.68)	0:44.52 (0:10.23)	0:34.29 (0:10.87)	0:23.42 (0:11.16)	0:12.26 (0:12.26)	0:34.29					
Rank	TAB Horse/Jockey	Barrier	Top Speed [km/h]	Fastest Section	Margin			Distance Travelled [m]				
11	12 MISS CINNAMONCIDER Nathan Thomas	5	70.7 800m	0:10.53 800m	1:00.49 [11] (0:13.52)	0:46.97 [11] (0:10.53)	0:36.44 [11] (0:11.22)	0:25.22 [11] (0:11.80)	0:13.42 [11] (0:13.42)	18.2L	0:36.44	-1

Scratched: Your Too Good (#5), Cabrinella (#11), Smashingplates (#13), Snow Boum (#15)

[] Ranking at each section and finish
 -:-:- No data available at this section
 NA No data available

SCN Saddle cloth number
 DNF Did not finish
 DNT Did not track



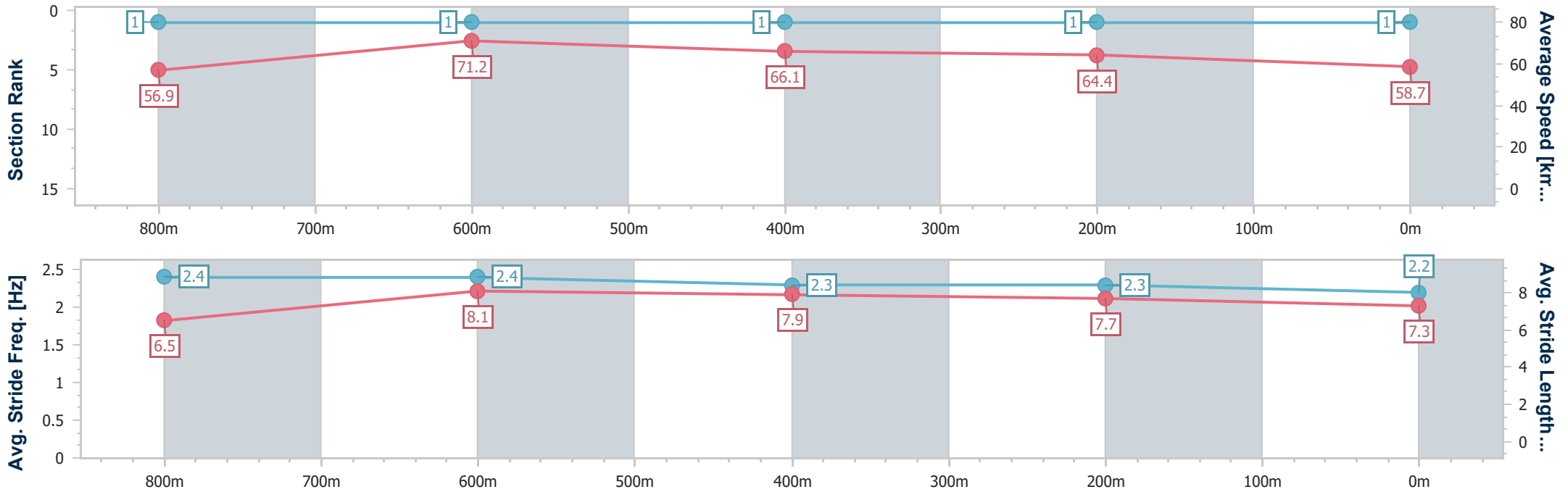
Horse/Jockey Name	Zoumeteor
Final Rank	1
Fastest Section Time (Section)	0:10.23 (800m)
Top Speed [km/h] (Section)	72.4 (Overall)
Race State	Finished



Sunshine Coast QLD Professional
 Race 5: SUM YUNG GUYS BENCHMARK 65 Handicap - 1000m
 15 October 2023 - 15:10
 Track Rating: Good 4, Weather: Fine, Rail Position: +8m Entire



Section	Overall	800m	600m	400m	200m
Section Times	0:57.20 [1] (0:12.68)	0:44.52 [1] (0:10.23)	0:34.29 [1] (0:10.87)	0:23.42 [1] (0:11.16)	0:12.26 [1] (0:12.26)
Average Speed [km/h]	56.9	71.2	66.1	64.4	58.7
Top Speed [km/h]	72.4	72.4	68.7	65.4	62.5
Avg. Dist. to Rail [m]	9.6	3.1	0.5	0.3	0.3
Avg. Stride Freq. [Hz]	2.4	2.4	2.3	2.3	2.2
Avg. Stride Length [m]	6.5	8.1	7.9	7.7	7.3



- [] Ranking at each section and finish
- .-.- No data available at this section
- NA No data available



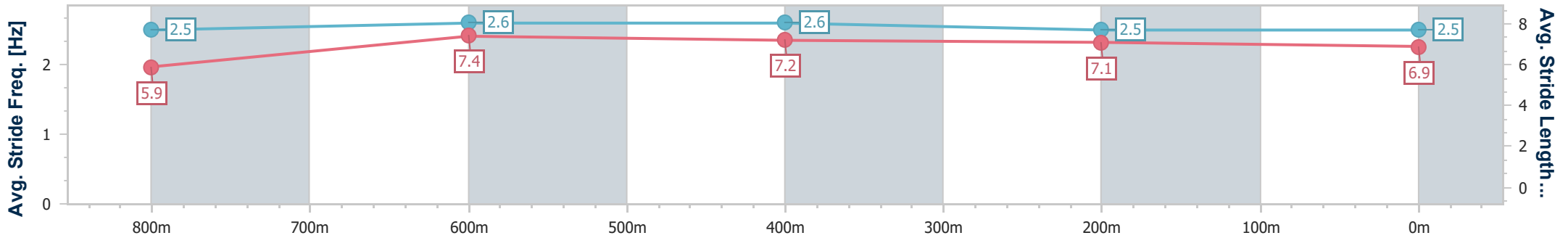
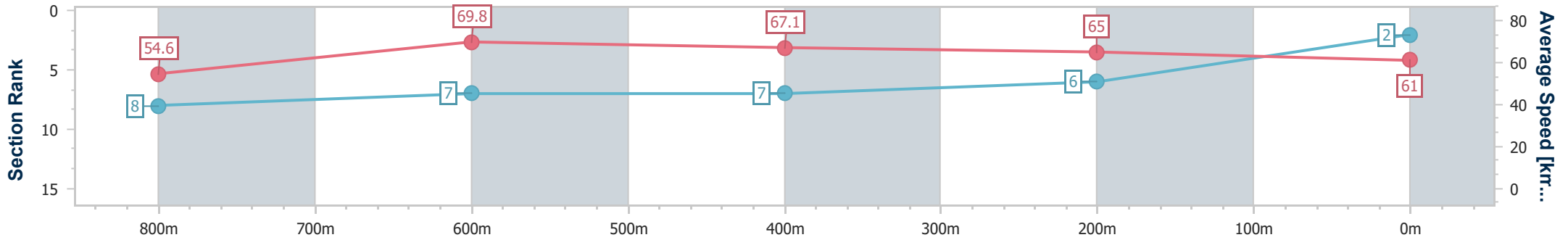
Horse/Jockey Name	Wine Not Roses
Final Rank	2
Fastest Section Time (Section)	0:10.44 (800m)
Top Speed [km/h] (Section)	71.3 (800m)
Race State	Finished



Sunshine Coast QLD Professional
 Race 5: SUM YUNG GUYS BENCHMARK 65 Handicap - 1000m
 15 October 2023 - 15:10
 Track Rating: Good 4, Weather: Fine, Rail Position: +8m Entire



Section	Overall	800m	600m	400m	200m
Section Times	0:57.32 [2] (0:13.15)	0:44.17 [8] (0:10.44)	0:33.73 [7] (0:10.82)	0:22.91 [7] (0:11.12)	0:11.79 [6] (0:11.79)
Average Speed [km/h]	54.6	69.8	67.1	65.0	61.0
Top Speed [km/h]	69.5	71.3	69.1	66.7	63.5
Avg. Dist. to Rail [m]	6.6	2.9	1.7	3.5	4.3
Avg. Stride Freq. [Hz]	2.5	2.6	2.6	2.5	2.5
Avg. Stride Length [m]	5.9	7.4	7.2	7.1	6.9



- [] Ranking at each section and finish
- .-.- No data available at this section
- NA No data available



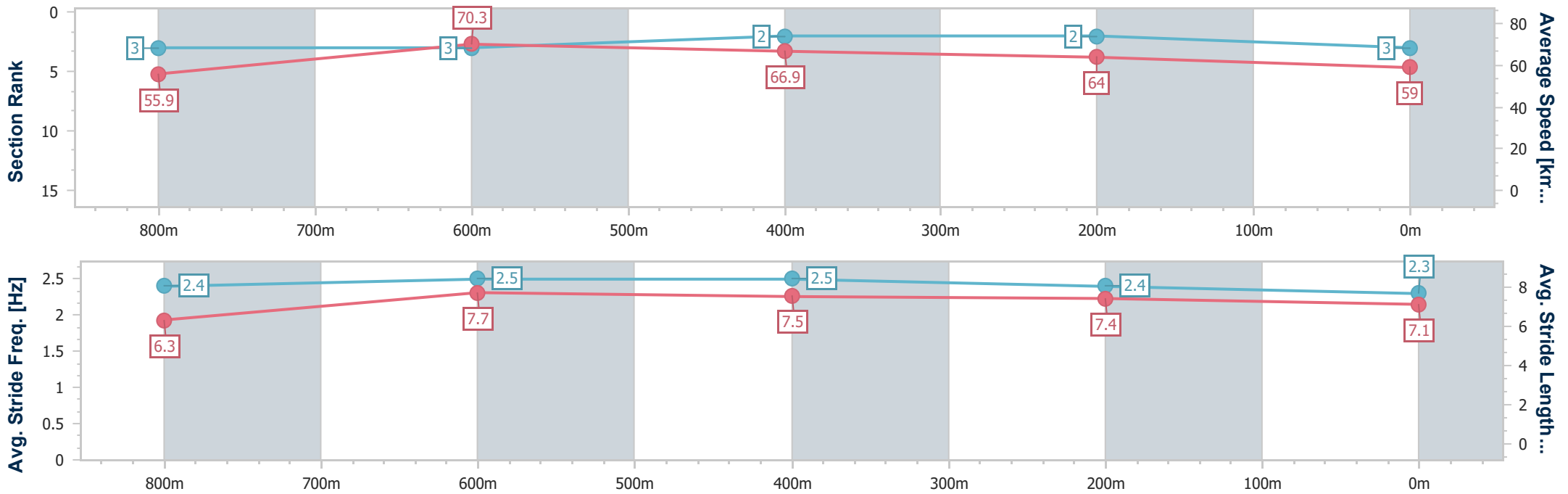
Horse/Jockey Name	Amore Veloce
Final Rank	3
Fastest Section Time (Section)	0:10.30 (800m)
Top Speed [km/h] (Section)	72.4 (Overall)
Race State	Finished



Sunshine Coast QLD Professional
 Race 5: SUM YUNG GUYS BENCHMARK 65 Handicap - 1000m
 15 October 2023 - 15:10
 Track Rating: Good 4, Weather: Fine, Rail Position: +8m Entire



Section	Overall	800m	600m	400m	200m
Section Times	0:57.44 [3] (0:12.89)	0:44.55 [3] (0:10.30)	0:34.25 [3] (0:10.79)	0:23.46 [2] (0:11.25)	0:12.21 [2] (0:12.21)
Average Speed [km/h]	55.9	70.3	66.9	64.0	59.0
Top Speed [km/h]	72.4	72.4	69.3	65.9	61.6
Avg. Dist. to Rail [m]	1.8	1.4	0.9	1.0	2.1
Avg. Stride Freq. [Hz]	2.4	2.5	2.5	2.4	2.3
Avg. Stride Length [m]	6.3	7.7	7.5	7.4	7.1



- [] Ranking at each section and finish
- .-.- No data available at this section
- NA No data available



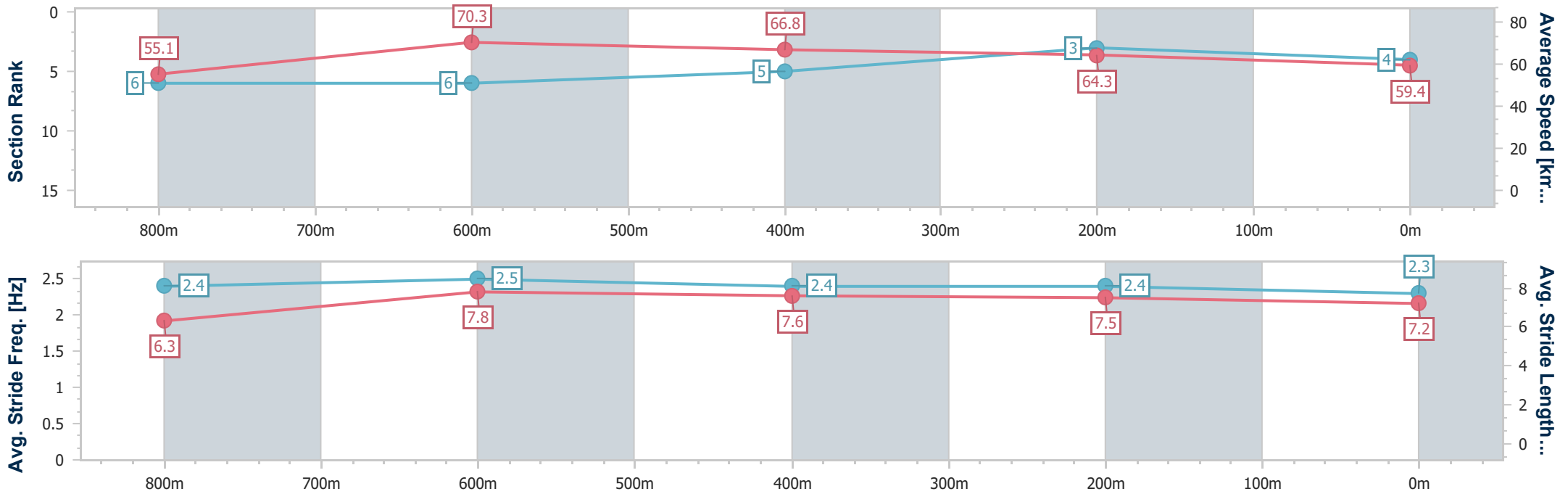
Horse/Jockey Name	Sir Carter
Final Rank	4
Fastest Section Time (Section)	0:10.29 (800m)
Top Speed [km/h] (Section)	71.3 (800m)
Race State	Finished



Sunshine Coast QLD Professional
 Race 5: SUM YUNG GUYS BENCHMARK 65 Handicap - 1000m
 15 October 2023 - 15:10
 Track Rating: Good 4, Weather: Fine, Rail Position: +8m Entire



Section	Overall	800m	600m	400m	200m
Section Times	0:57.50 [4] (0:13.09)	0:44.41 [6] (0:10.29)	0:34.12 [6] (0:10.81)	0:23.31 [5] (0:11.22)	0:12.09 [3] (0:12.09)
Average Speed [km/h]	55.1	70.3	66.8	64.3	59.4
Top Speed [km/h]	70.8	71.3	68.7	65.7	62.4
Avg. Dist. to Rail [m]	4.4	2.0	0.8	0.6	0.3
Avg. Stride Freq. [Hz]	2.4	2.5	2.4	2.4	2.3
Avg. Stride Length [m]	6.3	7.8	7.6	7.5	7.2



- [] Ranking at each section and finish
- .-.- No data available at this section
- NA No data available



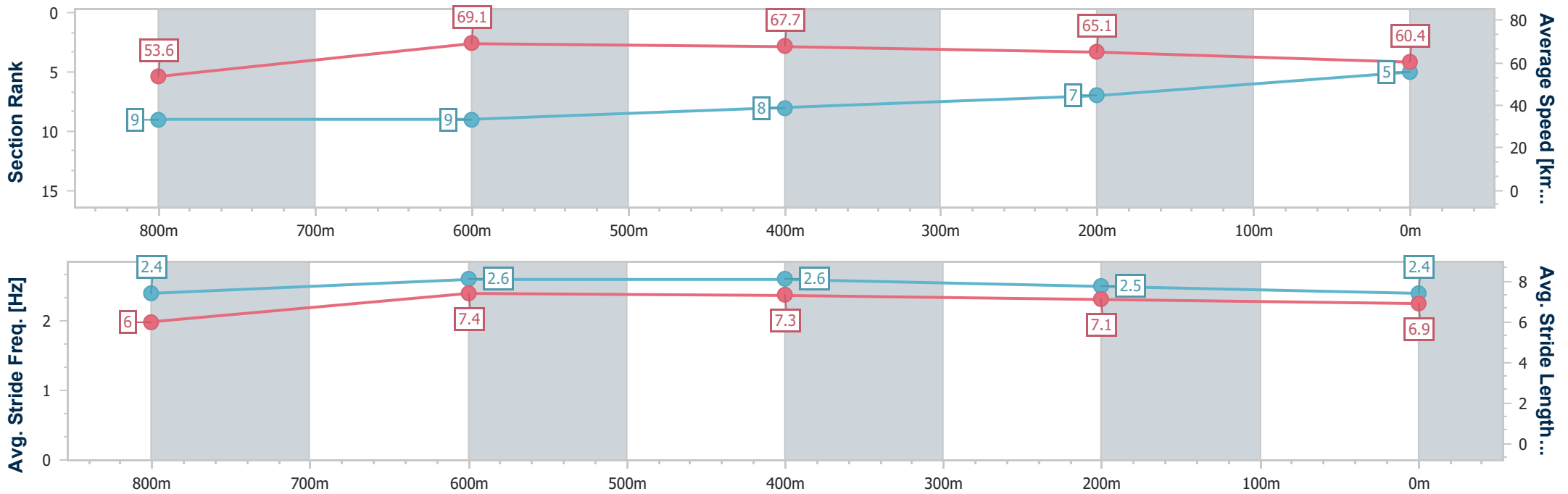
Horse/Jockey Name	Baiyka
Final Rank	5
Fastest Section Time (Section)	0:10.50 (800m)
Top Speed [km/h] (Section)	70.4 (800m)
Race State	Finished



Sunshine Coast QLD Professional
 Race 5: SUM YUNG GUYS BENCHMARK 65 Handicap - 1000m
 15 October 2023 - 15:10
 Track Rating: Good 4, Weather: Fine, Rail Position: +8m Entire



Section	Overall	800m	600m	400m	200m
Section Times	0:57.59 [5] (0:13.42)	0:44.17 [9] (0:10.50)	0:33.67 [9] (0:10.70)	0:22.97 [8] (0:11.08)	0:11.89 [7] (0:11.89)
Average Speed [km/h]	53.6	69.1	67.7	65.1	60.4
Top Speed [km/h]	69.8	70.4	69.3	67.4	62.9
Avg. Dist. to Rail [m]	5.7	2.5	1.1	3.0	2.7
Avg. Stride Freq. [Hz]	2.4	2.6	2.6	2.5	2.4
Avg. Stride Length [m]	6.0	7.4	7.3	7.1	6.9



- [] Ranking at each section and finish
- .-.- No data available at this section
- NA No data available



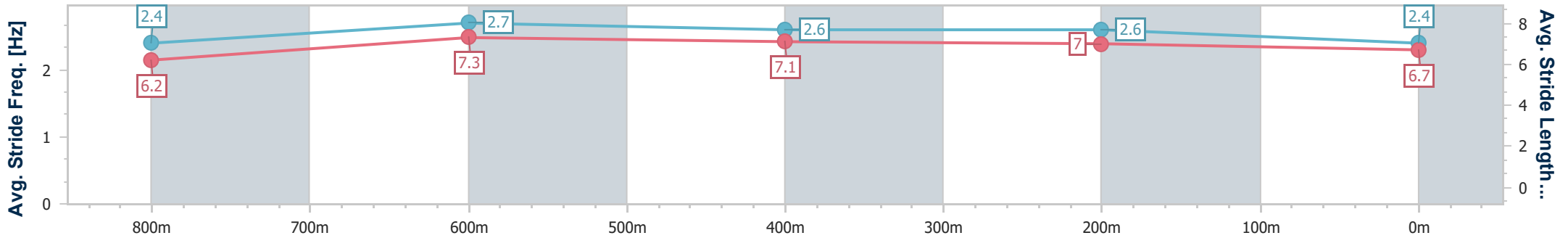
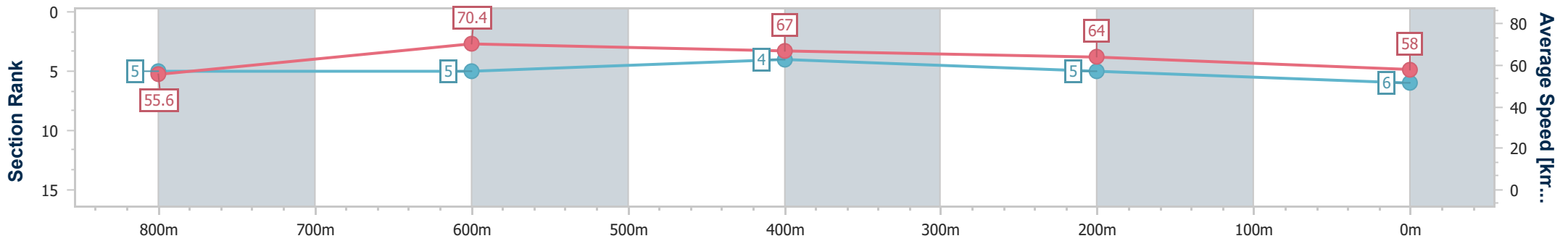
Horse/Jockey Name	Xerri
Final Rank	6
Fastest Section Time (Section)	0:10.32 (800m)
Top Speed [km/h] (Section)	72.4 (800m)
Race State	Finished



Sunshine Coast QLD Professional
 Race 5: SUM YUNG GUYS BENCHMARK 65 Handicap - 1000m
 15 October 2023 - 15:10
 Track Rating: Good 4, Weather: Fine, Rail Position: +8m Entire



Section	Overall	800m	600m	400m	200m
Section Times	0:57.83 [6] (0:12.97)	0:44.86 [5] (0:10.32)	0:34.54 [5] (0:10.88)	0:23.66 [4] (0:11.30)	0:12.36 [5] (0:12.36)
Average Speed [km/h]	55.6	70.4	67.0	64.0	58.0
Top Speed [km/h]	71.8	72.4	68.5	65.7	61.6
Avg. Dist. to Rail [m]	5.8	3.5	2.2	4.2	6.2
Avg. Stride Freq. [Hz]	2.4	2.7	2.6	2.6	2.4
Avg. Stride Length [m]	6.2	7.3	7.1	7.0	6.7



- [] Ranking at each section and finish
- .-.- No data available at this section
- NA No data available



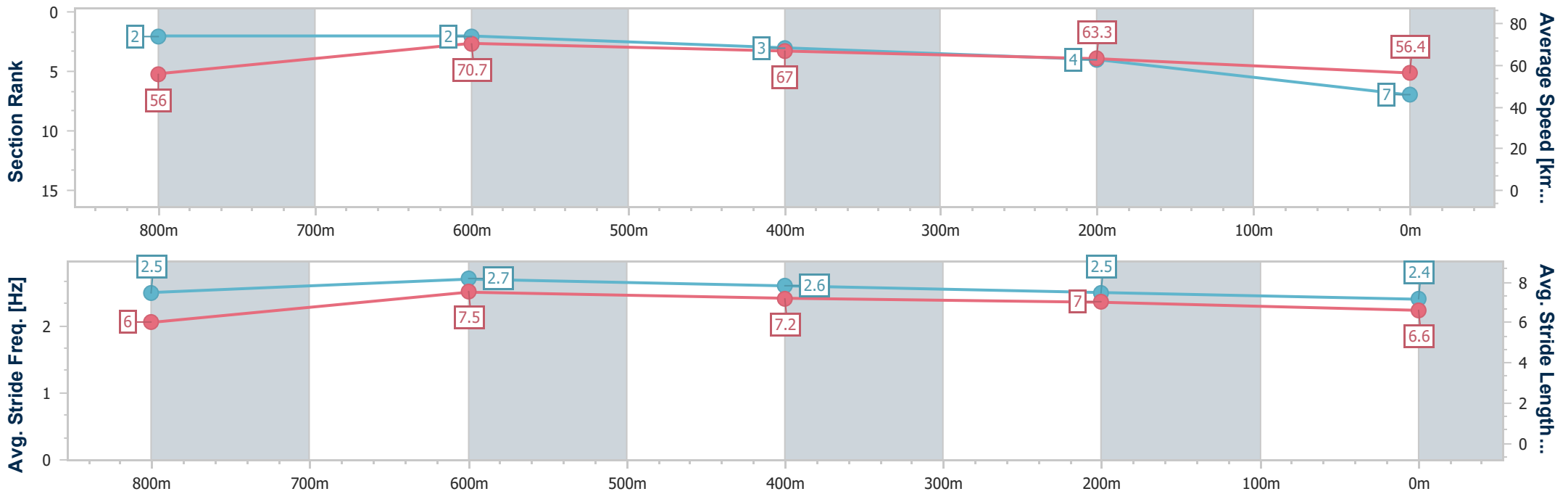
Horse/Jockey Name	Capital Reign
Final Rank	7
Fastest Section Time (Section)	0:10.29 (800m)
Top Speed [km/h] (Section)	72.1 (800m)
Race State	Finished



Sunshine Coast QLD Professional
 Race 5: SUM YUNG GUYS BENCHMARK 65 Handicap - 1000m
 15 October 2023 - 15:10
 Track Rating: Good 4, Weather: Fine, Rail Position: +8m Entire



Section	Overall	800m	600m	400m	200m
Section Times	0:58.21 [7] (0:12.87)	0:45.34 [2] (0:10.29)	0:35.05 [2] (0:10.89)	0:24.16 [3] (0:11.39)	0:12.77 [4] (0:12.77)
Average Speed [km/h]	56.0	70.7	67.0	63.3	56.4
Top Speed [km/h]	71.8	72.1	69.9	65.6	60.8
Avg. Dist. to Rail [m]	3.4	3.1	2.8	4.0	5.3
Avg. Stride Freq. [Hz]	2.5	2.7	2.6	2.5	2.4
Avg. Stride Length [m]	6.0	7.5	7.2	7.0	6.6



- [] Ranking at each section and finish
- .-.- No data available at this section
- NA No data available



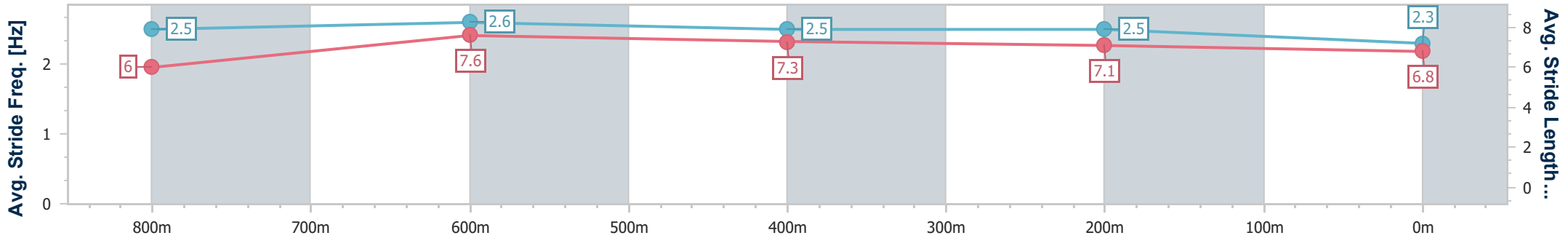
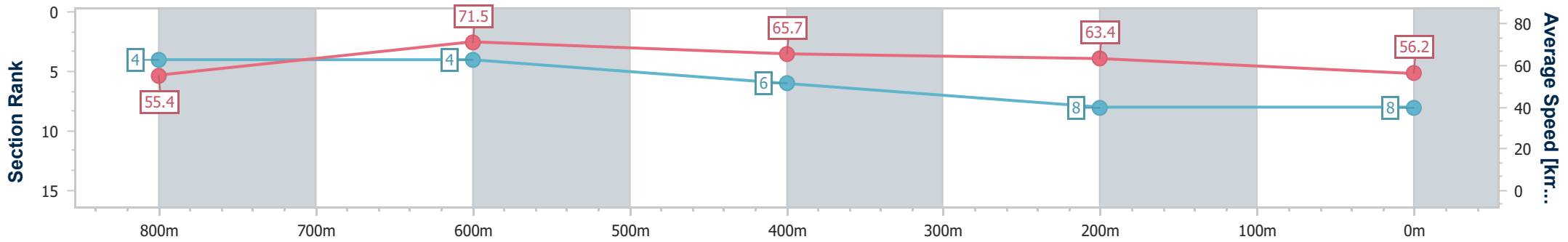
Horse/Jockey Name	Belistic Man
Final Rank	8
Fastest Section Time (Section)	0:10.28 (800m)
Top Speed [km/h] (Section)	72.4 (Overall)
Race State	Finished



Sunshine Coast QLD Professional
 Race 5: SUM YUNG GUYS BENCHMARK 65 Handicap - 1000m
 15 October 2023 - 15:10
 Track Rating: Good 4, Weather: Fine, Rail Position: +8m Entire



Section	Overall	800m	600m	400m	200m
Section Times	0:58.54 [8] (0:12.95)	0:45.59 [4] (0:10.28)	0:35.31 [4] (0:11.15)	0:24.16 [6] (0:11.38)	0:12.78 [8] (0:12.78)
Average Speed [km/h]	55.4	71.5	65.7	63.4	56.2
Top Speed [km/h]	72.4	72.4	69.2	65.6	61.5
Avg. Dist. to Rail [m]	8.3	4.8	3.4	6.9	6.5
Avg. Stride Freq. [Hz]	2.5	2.6	2.5	2.5	2.3
Avg. Stride Length [m]	6.0	7.6	7.3	7.1	6.8



- [] Ranking at each section and finish
- .-.- No data available at this section
- NA No data available



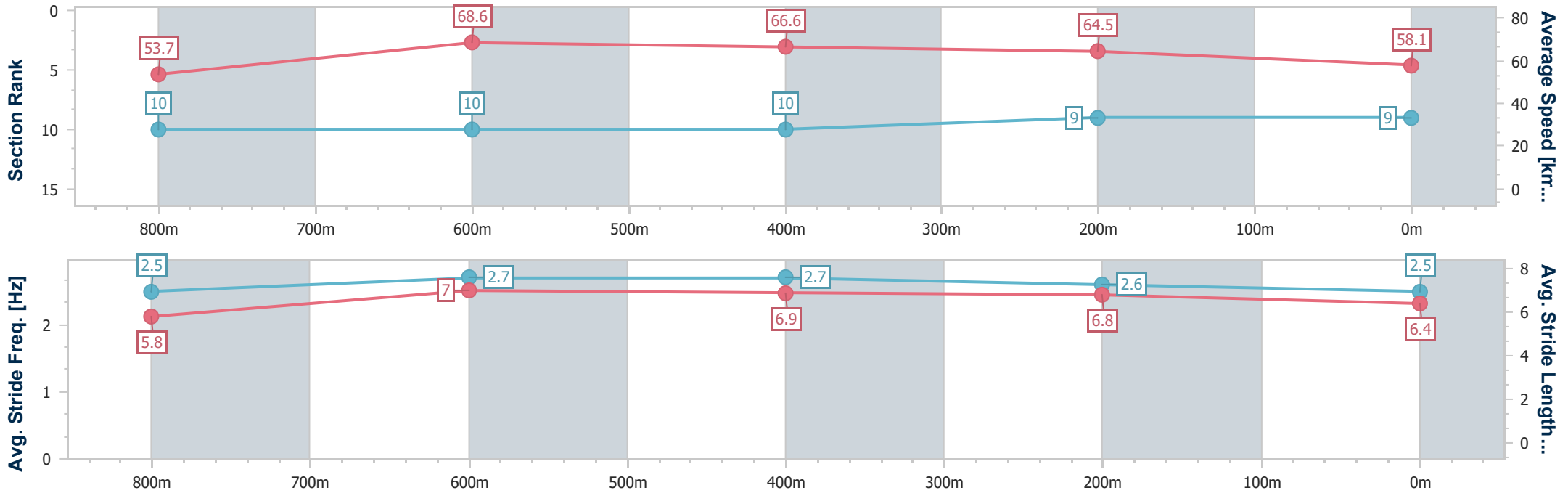
Horse/Jockey Name	Nipotino
Final Rank	9
Fastest Section Time (Section)	0:10.59 (800m)
Top Speed [km/h] (Section)	70.2 (Overall)
Race State	Finished



Sunshine Coast QLD Professional
 Race 5: SUM YUNG GUYS BENCHMARK 65 Handicap - 1000m
 15 October 2023 - 15:10
 Track Rating: Good 4, Weather: Fine, Rail Position: +8m Entire



Section	Overall	800m	600m	400m	200m
Section Times	0:58.57 [9] (0:13.46)	0:45.11 [10] (0:10.59)	0:34.52 [10] (0:10.96)	0:23.56 [10] (0:11.16)	0:12.40 [9] (0:12.40)
Average Speed [km/h]	53.7	68.6	66.6	64.5	58.1
Top Speed [km/h]	70.2	69.9	67.9	65.8	62.2
Avg. Dist. to Rail [m]	9.0	3.5	1.8	4.0	6.4
Avg. Stride Freq. [Hz]	2.5	2.7	2.7	2.6	2.5
Avg. Stride Length [m]	5.8	7.0	6.9	6.8	6.4



- [] Ranking at each section and finish
- .-.- No data available at this section
- NA No data available



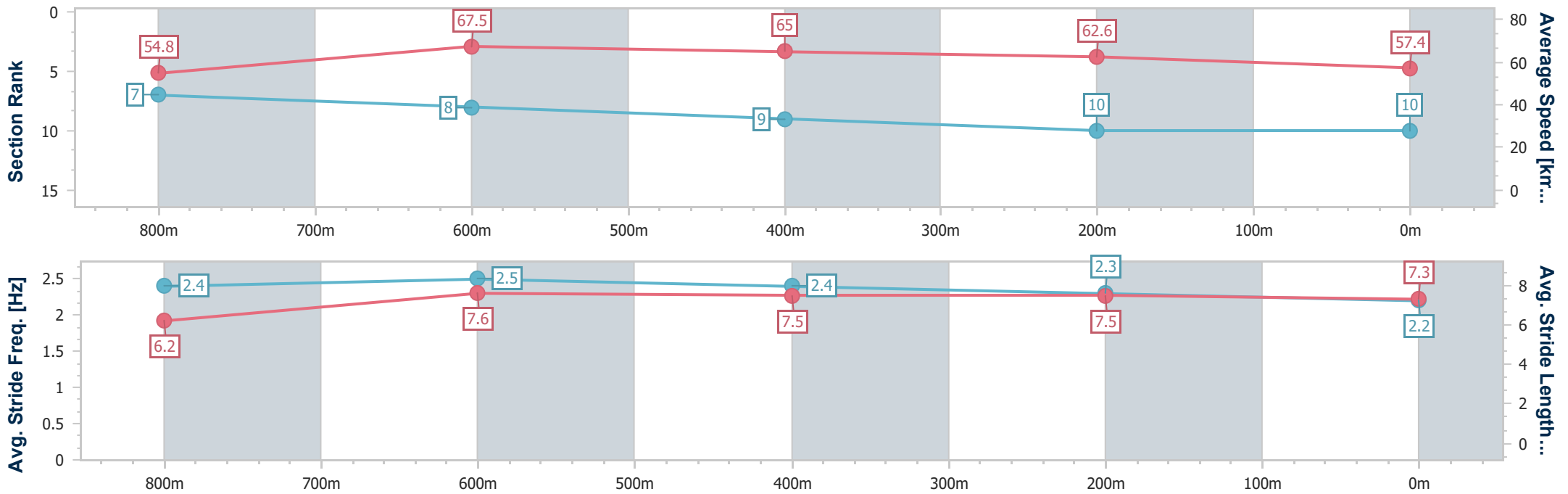
Horse/Jockey Name	Oakfield Target
Final Rank	10
Fastest Section Time (Section)	0:10.67 (800m)
Top Speed [km/h] (Section)	70.7 (Overall)
Race State	Finished



Sunshine Coast QLD Professional
 Race 5: SUM YUNG GUYS BENCHMARK 65 Handicap - 1000m
 15 October 2023 - 15:10
 Track Rating: Good 4, Weather: Fine, Rail Position: +8m Entire



Section	Overall	800m	600m	400m	200m
Section Times	0:58.94 [10] (0:13.15)	0:45.79 [7] (0:10.67)	0:35.12 [8] (0:11.11)	0:24.01 [9] (0:11.48)	0:12.53 [10] (0:12.53)
Average Speed [km/h]	54.8	67.5	65.0	62.6	57.4
Top Speed [km/h]	70.7	70.6	66.4	64.4	61.0
Avg. Dist. to Rail [m]	3.2	0.7	0.2	0.8	1.4
Avg. Stride Freq. [Hz]	2.4	2.5	2.4	2.3	2.2
Avg. Stride Length [m]	6.2	7.6	7.5	7.5	7.3



- [] Ranking at each section and finish
- .-.- No data available at this section
- NA No data available



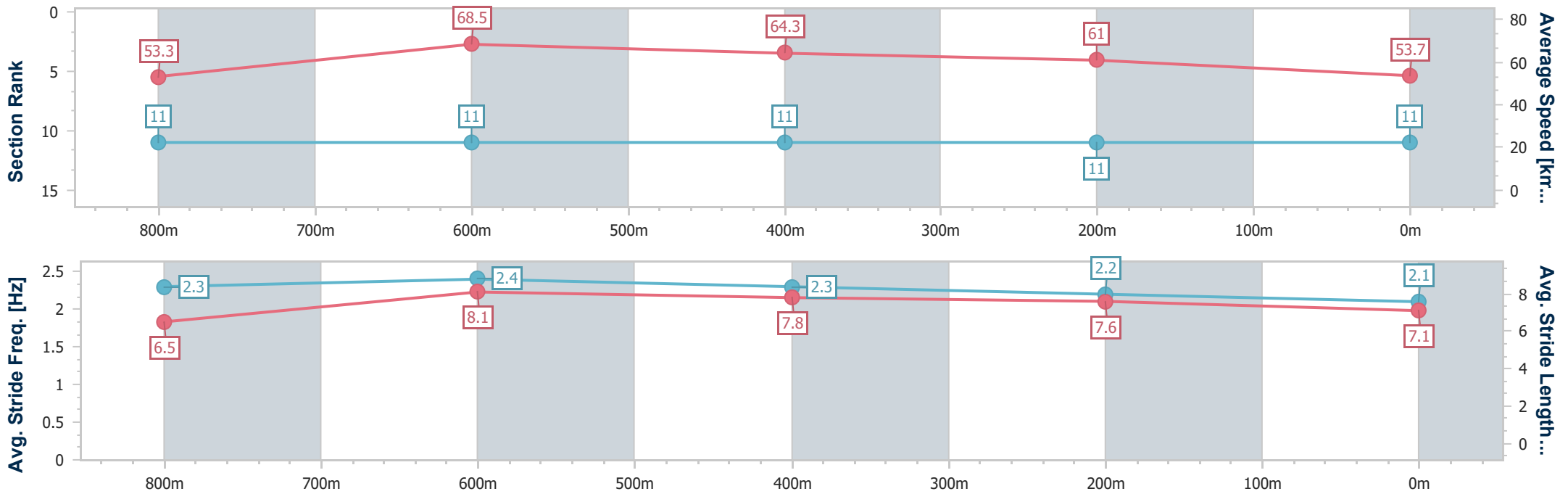
Horse/Jockey Name	Miss Cinnamoncider
Final Rank	11
Fastest Section Time (Section)	0:10.53 (800m)
Top Speed [km/h] (Section)	70.7 (800m)
Race State	Finished



Sunshine Coast QLD Professional
 Race 5: SUM YUNG GUYS BENCHMARK 65 Handicap - 1000m
 15 October 2023 - 15:10
 Track Rating: Good 4, Weather: Fine, Rail Position: +8m Entire



Section	Overall	800m	600m	400m	200m
Section Times	1:00.49 [11] (0:13.52)	0:46.97 [11] (0:10.53)	0:36.44 [11] (0:11.22)	0:25.22 [11] (0:11.80)	0:13.42 [11] (0:13.42)
Average Speed [km/h]	53.3	68.5	64.3	61.0	53.7
Top Speed [km/h]	69.6	70.7	66.9	61.5	59.6
Avg. Dist. to Rail [m]	4.2	1.3	0.5	2.1	2.4
Avg. Stride Freq. [Hz]	2.3	2.4	2.3	2.2	2.1
Avg. Stride Length [m]	6.5	8.1	7.8	7.6	7.1



- [] Ranking at each section and finish
- .-.- No data available at this section
- NA No data available