



Sunshine Coast QLD Professional

Race 7: NOOSA HEADS SLSC BENCHMARK 60 Handicap - 1600m

15 October 2023 - 16:23



Track Rating: Good 3, Weather: Fine, Rail Position: +8m Entire

Section		Overall	1400m	1200m	1000m	800m	600m	400m	Last 600m					
Field Times		1:36.52 (0:13.20)	1:23.32 (0:11.16)	1:12.16 (0:12.18)	0:59.98 (0:12.48)	0:47.50 (0:12.32)	0:35.18 (0:11.61)	0:23.57 (0:11.55)	0:35.18					
Rank	TAB	Horse/Jockey	Barrier	Top Speed [km/h]	Fastest Section								Distance Travelled [m]	
1	7	BIG TICKET BOY Michael Murphy	4	67.8 1400m	0:11.24 1400m	1:36.52 [1] (0:13.31)	1:23.21 [3] (0:11.24)	1:11.97 [3] (0:12.17)	0:59.80 [3] (0:12.50)	0:47.30 [3] (0:12.35)	0:34.95 [3] (0:11.50)	0:23.45 [2] (0:11.51)	0:34.95	
2	1	LOOSE UNIT Ryan Wiggins	9	68.1 1400m	0:11.16 1400m	1:36.74 [2] (0:13.20)	1:23.54 [1] (0:11.16)	1:12.38 [1] (0:12.24)	1:00.14 [2] (0:12.50)	0:47.64 [2] (0:12.29)	0:35.35 [2] (0:11.56)	0:23.79 [1] (0:11.55)	0:35.35	-2
3	11	THE LOVE ROCKET Ben Thompson	6	65.6 1400m	0:11.32 1400m	1:37.25 [3] (0:13.92)	1:23.33 [9] (0:11.32)	1:12.01 [9] (0:12.12)	0:59.89 [9] (0:12.52)	0:47.37 [9] (0:12.25)	0:35.12 [9] (0:11.62)	0:23.50 [8] (0:11.42)	0:35.12	+5
4	6	FAT FINGERS Jasper Franklin	10	66.2 1400m	0:11.28 1400m	1:37.29 [4] (0:13.64)	1:23.65 [7] (0:11.28)	1:12.37 [6] (0:12.18)	1:00.19 [7] (0:12.58)	0:47.61 [8] (0:12.34)	0:35.27 [7] (0:11.49)	0:23.78 [6] (0:11.63)	0:35.27	+2
5	13	TONI TOO Cejay Graham	5	66.0 1400m	0:11.25 1400m	1:37.56 [5] (0:14.27)	1:23.29 [11] (0:11.25)	1:12.04 [10] (0:12.15)	0:59.89 [11] (0:12.61)	0:47.28 [11] (0:12.12)	0:35.16 [10] (0:11.65)	0:23.51 [10] (0:11.40)	0:35.16	+1
6	9	CLUSTER'S REIN Anthony Allen	2	66.0 1400m	0:11.35 1400m	1:37.60 [6] (0:13.39)	1:24.21 [5] (0:11.35)	1:12.86 [5] (0:12.25)	1:00.61 [5] (0:12.56)	0:48.05 [5] (0:12.33)	0:35.72 [6] (0:11.61)	0:24.11 [5] (0:11.57)	0:35.72	+1
7	5	CONTRERAS Josh Adams	8	65.3 1400m	0:11.32 400m	1:37.79 [7] (0:14.11)	1:23.68 [10] (0:11.45)	1:12.23 [11] (0:12.07)	1:00.16 [10] (0:12.63)	0:47.53 [10] (0:12.17)	0:35.36 [11] (0:11.64)	0:23.72 [11] (0:11.32)	0:35.36	+2
8	10	LIVINGSTONES Sean Cormack	7	66.8 Overall	0:11.32 1400m	1:38.03 [8] (0:13.33)	1:24.70 [4] (0:11.32)	1:13.38 [4] (0:12.15)	1:01.23 [4] (0:12.49)	0:48.74 [4] (0:12.30)	0:36.44 [4] (0:11.77)	0:24.67 [4] (0:11.73)	0:36.44	+5
9	4	WICKED'N' LOVIN'IT Samantha Collett	14	66.2 1400m	0:11.36 1400m	1:38.37 [9] (0:13.59)	1:24.78 [6] (0:11.36)	1:13.42 [7] (0:12.13)	1:01.29 [6] (0:12.53)	0:48.76 [6] (0:12.26)	0:36.50 [5] (0:11.72)	0:24.78 [7] (0:11.79)	0:36.50	+6
10	16	EARN OUT Nathan Thomas	1	65.3 Overall	0:11.43 1400m	1:38.66 [10] (0:13.65)	1:25.01 [8] (0:11.43)	1:13.58 [8] (0:12.10)	1:01.48 [8] (0:12.47)	0:49.01 [7] (0:12.45)	0:36.56 [8] (0:11.76)	0:24.80 [9] (0:11.89)	0:36.56	-3

Scratched: Spiele (#3), Capiteel (#8), Kaboom (#12), Rapid Dude (#14), Mottram (#15)

[] Ranking at each section and finish
 -:-:- No data available at this section
 NA No data available

SCN Saddle cloth number
 DNF Did not finish
 DNT Did not track



Sunshine Coast QLD Professional

Race 7: NOOSA HEADS SLSC BENCHMARK 60 Handicap - 1600m

15 October 2023 - 16:23



Track Rating: Good 3, Weather: Fine, Rail Position: +8m Entire

Section	Overall	1400m	1200m	1000m	800m	600m	400m	Last 600m
Field Times	1:36.52 (0:13.20)	1:23.32 (0:11.16)	1:12.16 (0:12.18)	0:59.98 (0:12.48)	0:47.50 (0:12.32)	0:35.18 (0:11.61)	0:23.57 (0:11.55)	0:35.18

Rank	TAB	Horse/Jockey	Barrier	Top Speed [km/h]	Fastest Section	Overall	1400m	1200m	1000m	800m	600m	400m	Last 600m	Distance Travelled [m]
11	2	SADDLES	11	68.4	0:11.15	1:38.80 [11]	1:25.50 [2]	1:14.35 [2]	1:02.26 [1]	0:49.78 [1]	0:37.46 [1]	0:25.56 [3]	0:37.46	+3
		James Orman		1400m	1400m	(0:13.30)	(0:11.15)	(0:12.09)	(0:12.48)	(0:12.32)	(0:11.90)	(0:12.01)		

Scratched: Spiele (#3), Capiteel (#8), Kaboom (#12), Rapid Dude (#14), Mottram (#15)

[] Ranking at each section and finish
 -:-:- No data available at this section
 NA No data available

SCN Saddle cloth number
 DNF Did not finish
 DNT Did not track



Sunshine Coast QLD Professional
Race 7: NOOSA HEADS SLSC BENCHMARK 60 Handicap - 1600m
15 October 2023 - 16:23



Track Rating: Good 3, Weather: Fine, Rail Position: +8m Entire

Section							200m			Last 600m
Field Times							0:12.02			0:35.18
							(0:12.02)			
Rank	TAB	Horse/Jockey	Barrier	Top Speed [km/h]	Fastest Section	Margin			Distance Travelled [m]	
1	7	BIG TICKET BOY Michael Murphy	4	67.8 1400m	0:11.24 1400m	0:11.94 [2] (0:11.94)	1:36.52		0:34.95	
2	1	LOOSE UNIT Ryan Wiggins	9	68.1 1400m	0:11.16 1400m	0:12.24 [1] (0:12.24)	1.3L		0:35.35 -2	
3	11	THE LOVE ROCKET Ben Thompson	6	65.6 1400m	0:11.32 1400m	0:12.08 [6] (0:12.08)	4.3L		0:35.12 +5	
4	6	FAT FINGERS Jasper Franklin	10	66.2 1400m	0:11.28 1400m	0:12.15 [5] (0:12.15)	4.5L		0:35.27 +2	
5	13	TONI TOO Cejay Graham	5	66.0 1400m	0:11.25 1400m	0:12.11 [10] (0:12.11)	6L		0:35.16 +1	
6	9	CLUSTER'S REIN Anthony Allen	2	66.0 1400m	0:11.35 1400m	0:12.54 [3] (0:12.54)	6.2L		0:35.72 +1	
7	5	CONTRERAS Josh Adams	8	65.3 1400m	0:11.32 400m	0:12.40 [9] (0:12.40)	7.2L		0:35.36 +2	
8	10	LIVINGSTONES Sean Cormack	7	66.8 Overall	0:11.32 1400m	0:12.94 [4] (0:12.94)	8.5L		0:36.44 +5	
9	4	WICKED'N' LOVIN'IT Samantha Collett	14	66.2 1400m	0:11.36 1400m	0:12.99 [8] (0:12.99)	10.3L		0:36.50 +6	
10	16	EARN OUT Nathan Thomas	1	65.3 Overall	0:11.43 1400m	0:12.91 [11] (0:12.91)	11.8L		0:36.56 -3	

Scratched: Spiele (#3), Capiteel (#8), Kaboom (#12), Rapid Dude (#14), Mottram (#15)

[] Ranking at each section and finish
 -:-:- No data available at this section
 NA No data available

SCN Saddle cloth number
 DNF Did not finish
 DNT Did not track



Sunshine Coast QLD Professional
Race 7: NOOSA HEADS SLSC BENCHMARK 60 Handicap - 1600m
 15 October 2023 - 16:23



Track Rating: Good 3, Weather: Fine, Rail Position: +8m Entire

Section				200m				Last 600m		
Field Times				0:12.02 (0:12.02)				0:35.18		
Rank	TAB	Horse/Jockey	Barrier	Top Speed [km/h]	Fastest Section	Margin			Distance Travelled [m]	
11	2	SADDLES	11	68.4	0:11.15	0:13.55 [7]	12.6L		0:37.46	+3
		James Orman		1400m	1400m	(0:13.55)				

Scratched: Spiele (#3), Capiteel (#8), Kaboom (#12), Rapid Dude (#14), Mottram (#15)

[] Ranking at each section and finish
 -:-:- No data available at this section
 NA No data available

SCN Saddle cloth number
 DNF Did not finish
 DNT Did not track



Horse/Jockey Name	Big Ticket Boy
Final Rank	1
Fastest Section Time (Section)	0:11.24 (1400m)
Top Speed [km/h] (Section)	67.8 (1400m)
Race State	Finished



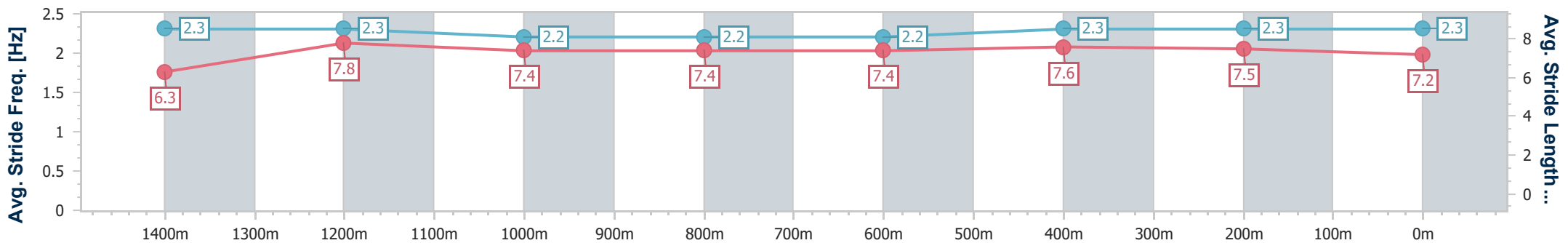
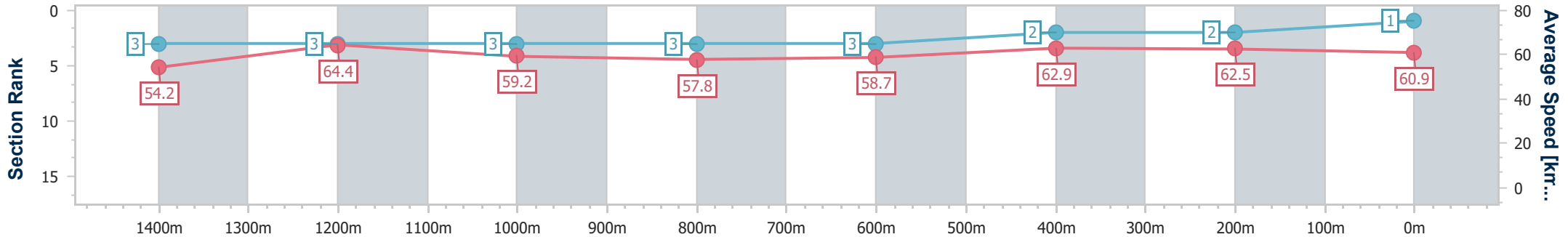
Sunshine Coast QLD Professional
Race 7: NOOSA HEADS SLSC BENCHMARK 60 Handicap - 1600m



15 October 2023 - 16:23

Track Rating: Good 3, Weather: Fine, Rail Position: +8m Entire

Section	Overall	1400m	1200m	1000m	800m	600m	400m	200m
Section Times	1:36.52 [1] (0:13.31)	1:23.21 [3] (0:11.24)	1:11.97 [3] (0:12.17)	0:59.80 [3] (0:12.50)	0:47.30 [3] (0:12.35)	0:34.95 [3] (0:11.50)	0:23.45 [2] (0:11.51)	0:11.94 [2] (0:11.94)
Average Speed [km/h]	54.2	64.4	59.2	57.8	58.7	62.9	62.5	60.9
Top Speed [km/h]	67.6	67.8	60.5	59.1	61.2	63.5	63.2	62.6
Avg. Dist. to Rail [m]	3.7	2.1	2.4	2.2	1.3	0.5	2.1	3.2
Avg. Stride Freq. [Hz]	2.3	2.3	2.2	2.2	2.2	2.3	2.3	2.3
Avg. Stride Length [m]	6.3	7.8	7.4	7.4	7.4	7.6	7.5	7.2



- [] Ranking at each section and finish
- .-.- No data available at this section
- NA No data available



Horse/Jockey Name	Loose Unit
Final Rank	2
Fastest Section Time (Section)	0:11.16 (1400m)
Top Speed [km/h] (Section)	68.1 (1400m)
Race State	Finished



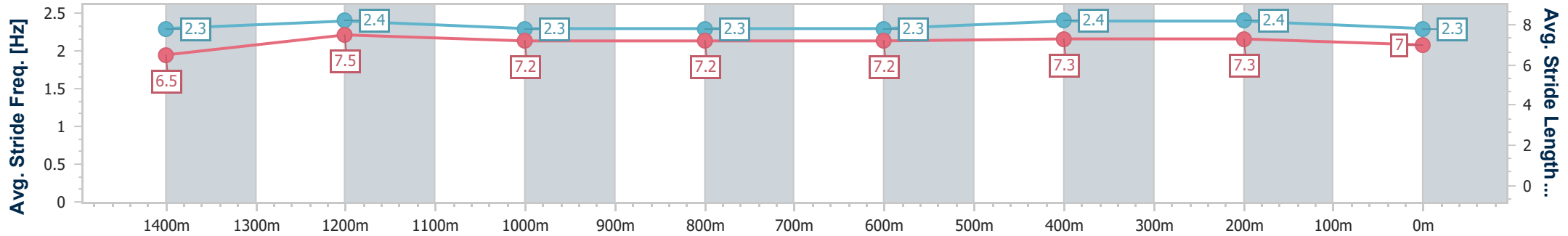
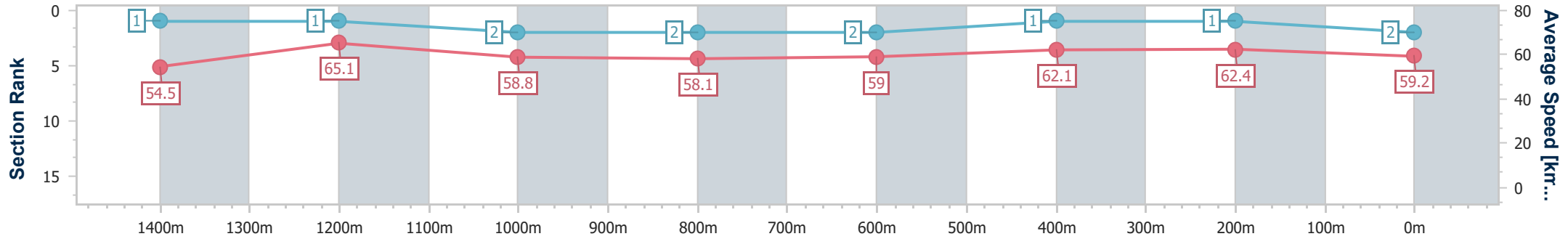
Sunshine Coast QLD Professional
Race 7: NOOSA HEADS SLSC BENCHMARK 60 Handicap - 1600m



15 October 2023 - 16:23

Track Rating: Good 3, Weather: Fine, Rail Position: +8m Entire

Section	Overall	1400m	1200m	1000m	800m	600m	400m	200m					
Section Times	1:36.74 [2] (0:13.20)	1:23.54 [1] (0:11.16)	1:12.38 [1] (0:12.24)	1:00.14 [2] (0:12.50)	0:47.64 [2] (0:12.29)	0:35.35 [2] (0:11.56)	0:23.79 [1] (0:11.55)	0:12.24 [1] (0:12.24)					
Average Speed [km/h]	54.5	65.1	58.8	58.1	59.0	62.1	62.4	59.2					
Top Speed [km/h]	67.8	68.1	60.4	58.8	61.2	63.2	63.8	61.6					
Avg. Dist. to Rail [m]	7.4	2.6	2.9	2.9	0.9	0.5	1.0	1.1					
Avg. Stride Freq. [Hz]	2.3	2.4	2.3	2.3	2.3	2.4	2.4	2.3					
Avg. Stride Length [m]	6.5	7.5	7.2	7.2	7.2	7.3	7.3	7.0					



- [] Ranking at each section and finish
- .-.- No data available at this section
- NA No data available



Horse/Jockey Name	The Love Rocket
Final Rank	3
Fastest Section Time (Section)	0:11.32 (1400m)
Top Speed [km/h] (Section)	65.6 (1400m)
Race State	Finished



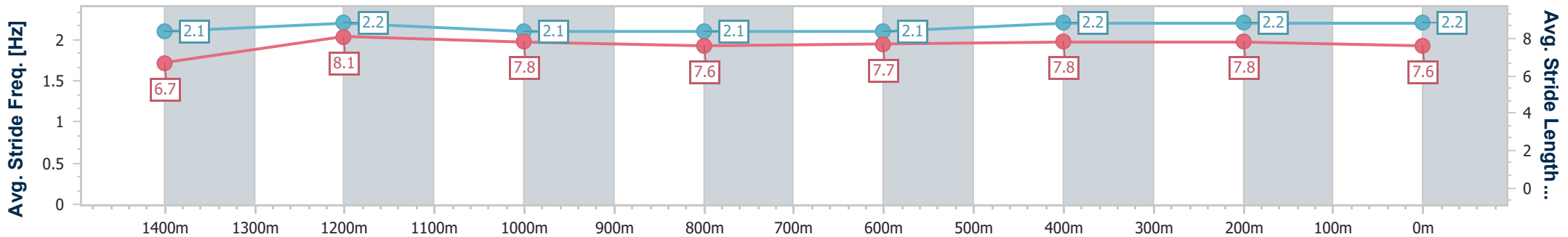
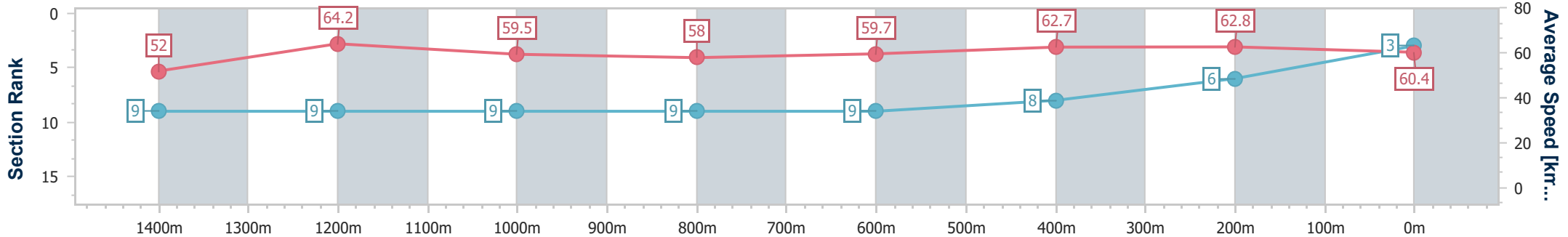
Sunshine Coast QLD Professional
Race 7: NOOSA HEADS SLSC BENCHMARK 60 Handicap - 1600m



15 October 2023 - 16:23

Track Rating: Good 3, Weather: Fine, Rail Position: +8m Entire

Section	Overall	1400m	1200m	1000m	800m	600m	400m	200m
Section Times	1:37.25 [3] (0:13.92)	1:23.33 [9] (0:11.32)	1:12.01 [9] (0:12.12)	0:59.89 [9] (0:12.52)	0:47.37 [9] (0:12.25)	0:35.12 [9] (0:11.62)	0:23.50 [8] (0:11.42)	0:12.08 [6] (0:12.08)
Average Speed [km/h]	52.0	64.2	59.5	58.0	59.7	62.7	62.8	60.4
Top Speed [km/h]	63.0	65.6	63.6	60.1	61.5	63.0	64.0	63.2
Avg. Dist. to Rail [m]	4.6	3.3	3.6	3.2	2.5	1.6	2.1	2.5
Avg. Stride Freq. [Hz]	2.1	2.2	2.1	2.1	2.1	2.2	2.2	2.2
Avg. Stride Length [m]	6.7	8.1	7.8	7.6	7.7	7.8	7.8	7.6



- [] Ranking at each section and finish
- .-.- No data available at this section
- NA No data available



Horse/Jockey Name	Fat Fingers
Final Rank	4
Fastest Section Time (Section)	0:11.28 (1400m)
Top Speed [km/h] (Section)	66.2 (1400m)
Race State	Finished



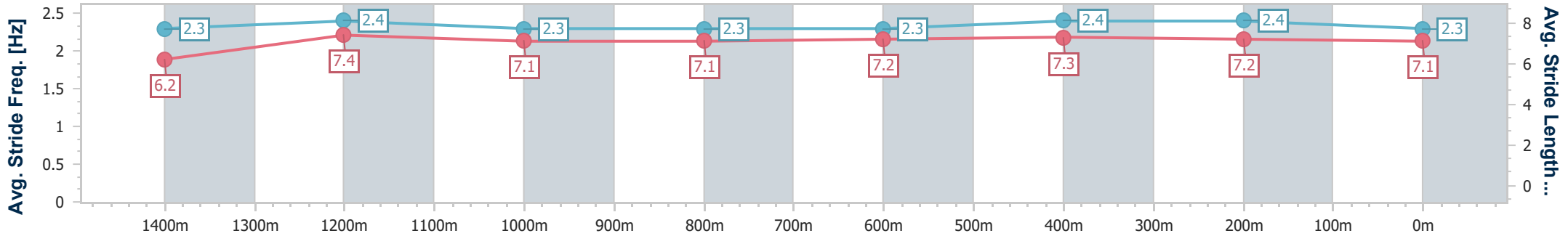
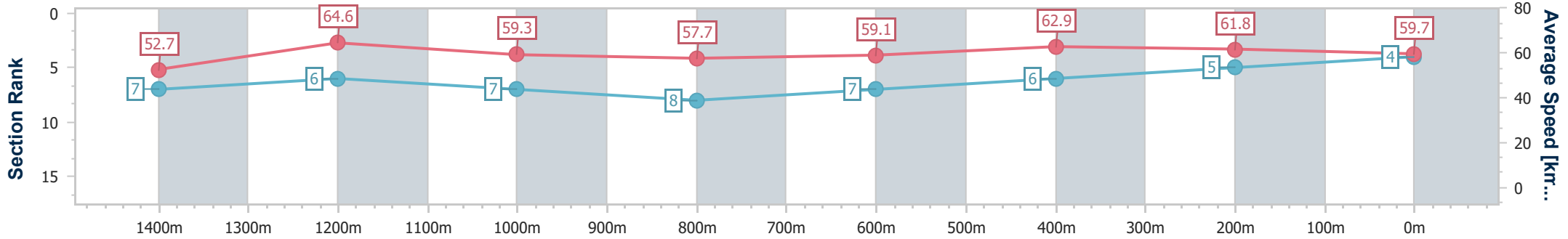
Sunshine Coast QLD Professional
Race 7: NOOSA HEADS SLSC BENCHMARK 60 Handicap - 1600m



15 October 2023 - 16:23

Track Rating: Good 3, Weather: Fine, Rail Position: +8m Entire

Section	Overall	1400m	1200m	1000m	800m	600m	400m	200m
Section Times	1:37.29 [4] (0:13.64)	1:23.65 [7] (0:11.28)	1:12.37 [6] (0:12.18)	1:00.19 [7] (0:12.58)	0:47.61 [8] (0:12.34)	0:35.27 [7] (0:11.49)	0:23.78 [6] (0:11.63)	0:12.15 [5] (0:12.15)
Average Speed [km/h]	52.7	64.6	59.3	57.7	59.1	62.9	61.8	59.7
Top Speed [km/h]	65.7	66.2	63.1	58.7	60.7	64.4	64.1	61.1
Avg. Dist. to Rail [m]	7.5	3.5	3.9	3.7	2.0	0.6	1.4	3.8
Avg. Stride Freq. [Hz]	2.3	2.4	2.3	2.3	2.3	2.4	2.4	2.3
Avg. Stride Length [m]	6.2	7.4	7.1	7.1	7.2	7.3	7.2	7.1



- [] Ranking at each section and finish
- .-.- No data available at this section
- NA No data available



Horse/Jockey Name	Toni Too
Final Rank	5
Fastest Section Time (Section)	0:11.25 (1400m)
Top Speed [km/h] (Section)	66.0 (1400m)
Race State	Finished



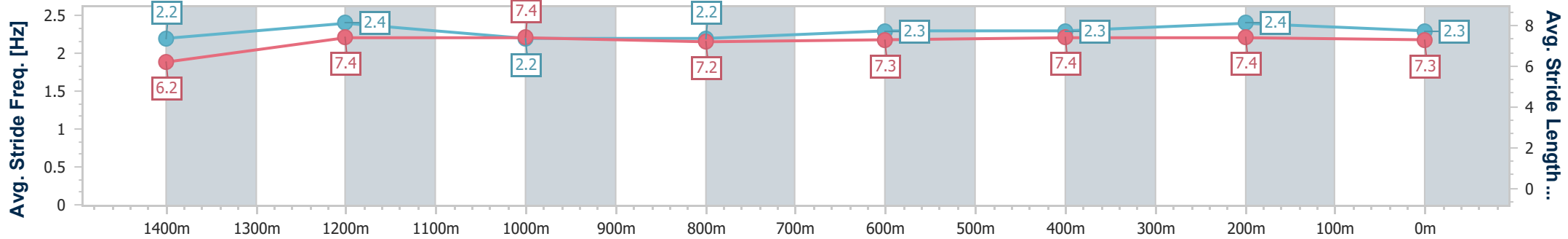
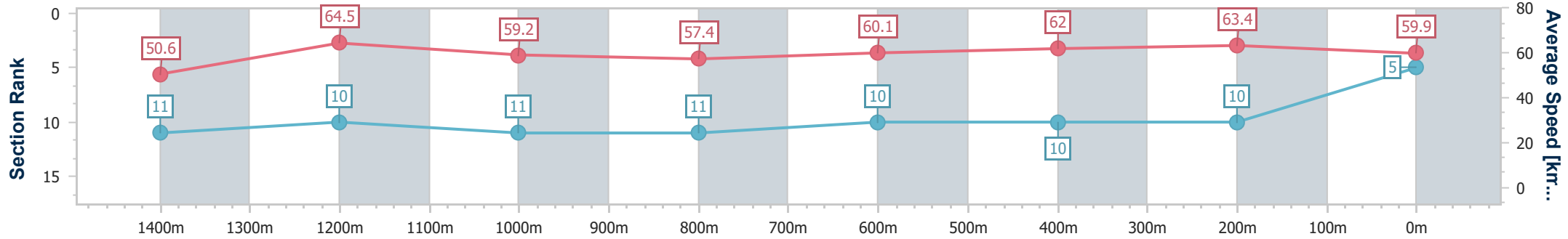
Sunshine Coast QLD Professional
 Race 7: NOOSA HEADS SLSC BENCHMARK 60 Handicap - 1600m



15 October 2023 - 16:23

Track Rating: Good 3, Weather: Fine, Rail Position: +8m Entire

Section	Overall	1400m	1200m	1000m	800m	600m	400m	200m
Section Times	1:37.56 [5] (0:14.27)	1:23.29 [11] (0:11.25)	1:12.04 [10] (0:12.15)	0:59.89 [11] (0:12.61)	0:47.28 [11] (0:12.12)	0:35.16 [10] (0:11.65)	0:23.51 [10] (0:11.40)	0:12.11 [10] (0:12.11)
Average Speed [km/h]	50.6	64.5	59.2	57.4	60.1	62.0	63.4	59.9
Top Speed [km/h]	62.6	66.0	63.0	60.2	61.3	63.3	64.8	60.6
Avg. Dist. to Rail [m]	3.9	2.4	2.7	2.3	1.5	1.1	3.2	2.9
Avg. Stride Freq. [Hz]	2.2	2.4	2.2	2.2	2.3	2.3	2.4	2.3
Avg. Stride Length [m]	6.2	7.4	7.4	7.2	7.3	7.4	7.4	7.3



- [] Ranking at each section and finish
- .-.- No data available at this section
- NA No data available



Horse/Jockey Name	Cluster's Rein
Final Rank	6
Fastest Section Time (Section)	0:11.35 (1400m)
Top Speed [km/h] (Section)	66.0 (1400m)
Race State	Finished



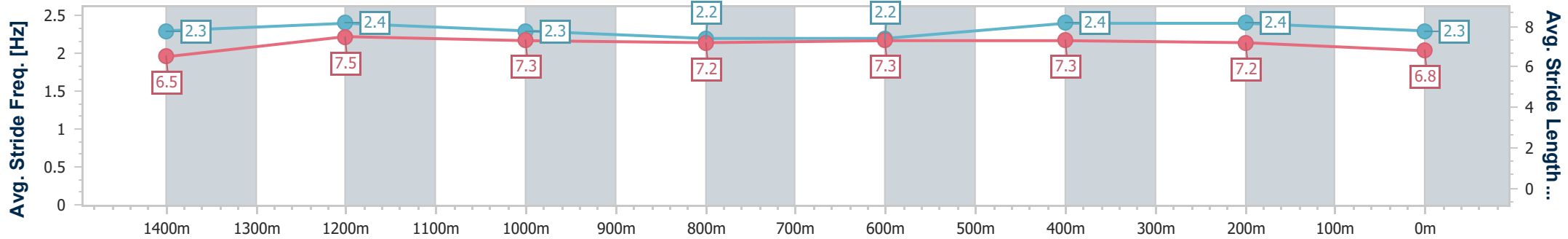
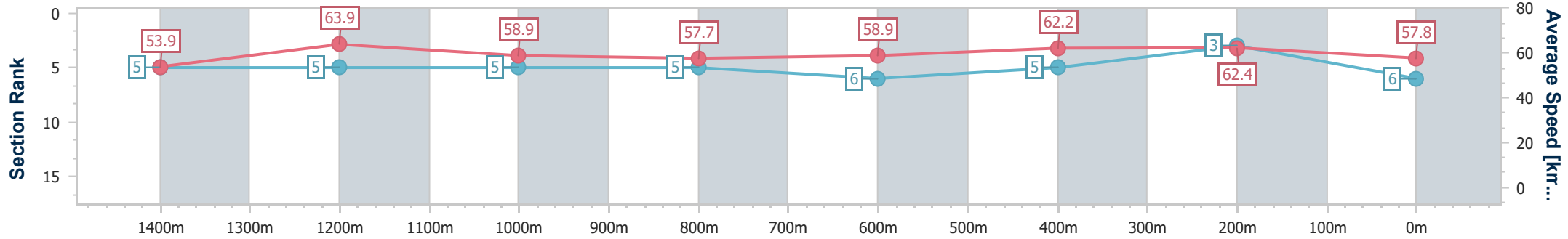
Sunshine Coast QLD Professional
Race 7: NOOSA HEADS SLSC BENCHMARK 60 Handicap - 1600m



15 October 2023 - 16:23

Track Rating: Good 3, Weather: Fine, Rail Position: +8m Entire

Section	Overall	1400m	1200m	1000m	800m	600m	400m	200m
Section Times	1:37.60 [6] (0:13.39)	1:24.21 [5] (0:11.35)	1:12.86 [5] (0:12.25)	1:00.61 [5] (0:12.56)	0:48.05 [5] (0:12.33)	0:35.72 [6] (0:11.61)	0:24.11 [5] (0:11.57)	0:12.54 [3] (0:12.54)
Average Speed [km/h]	53.9	63.9	58.9	57.7	58.9	62.2	62.4	57.8
Top Speed [km/h]	64.6	66.0	60.2	58.6	60.2	63.5	63.3	60.3
Avg. Dist. to Rail [m]	2.8	2.5	3.9	3.3	1.4	0.8	2.7	1.9
Avg. Stride Freq. [Hz]	2.3	2.4	2.3	2.2	2.2	2.4	2.4	2.3
Avg. Stride Length [m]	6.5	7.5	7.3	7.2	7.3	7.3	7.2	6.8



- [] Ranking at each section and finish
- .-.- No data available at this section
- NA No data available



Horse/Jockey Name	Contreras
Final Rank	7
Fastest Section Time (Section)	0:11.32 (400m)
Top Speed [km/h] (Section)	65.3 (1400m)
Race State	Finished



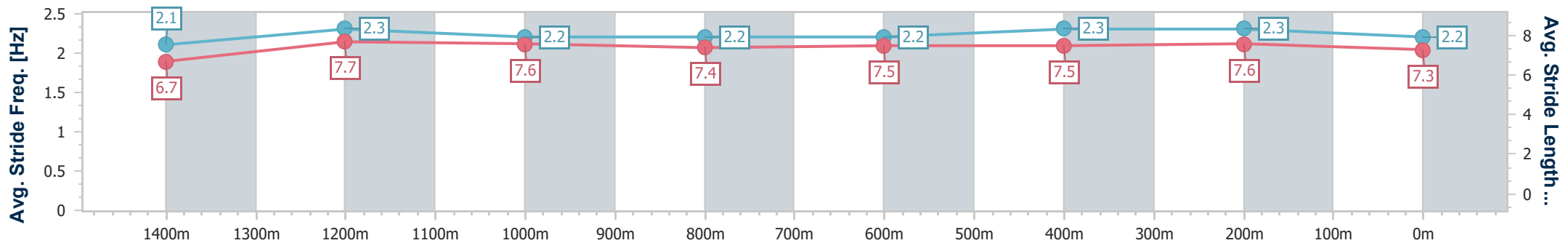
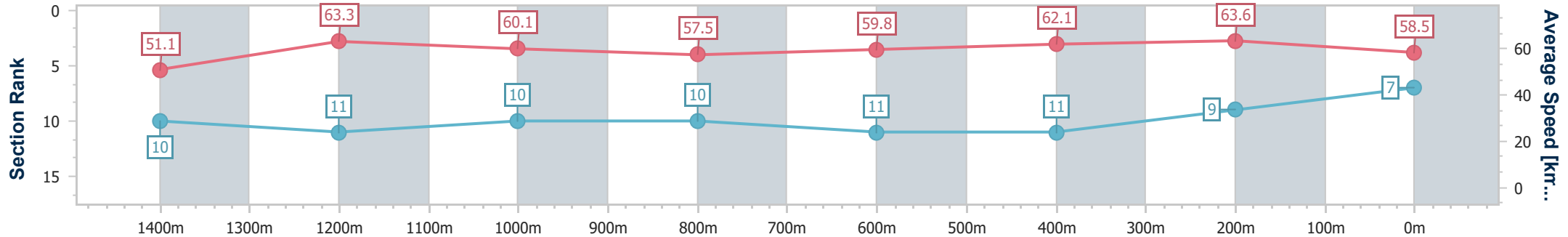
Sunshine Coast QLD Professional
Race 7: NOOSA HEADS SLSC BENCHMARK 60 Handicap - 1600m



15 October 2023 - 16:23

Track Rating: Good 3, Weather: Fine, Rail Position: +8m Entire

Section	Overall	1400m	1200m	1000m	800m	600m	400m	200m
Section Times	1:37.79 [7] (0:14.11)	1:23.68 [10] (0:11.45)	1:12.23 [11] (0:12.07)	1:00.16 [10] (0:12.63)	0:47.53 [10] (0:12.17)	0:35.36 [11] (0:11.64)	0:23.72 [11] (0:11.32)	0:12.40 [9] (0:12.40)
Average Speed [km/h]	51.1	63.3	60.1	57.5	59.8	62.1	63.6	58.5
Top Speed [km/h]	62.7	65.3	63.3	59.9	60.9	63.2	64.8	61.0
Avg. Dist. to Rail [m]	6.0	3.7	5.1	4.0	2.0	0.6	4.8	7.1
Avg. Stride Freq. [Hz]	2.1	2.3	2.2	2.2	2.2	2.3	2.3	2.2
Avg. Stride Length [m]	6.7	7.7	7.6	7.4	7.5	7.5	7.6	7.3



- [] Ranking at each section and finish
- .-.- No data available at this section
- NA No data available



Horse/Jockey Name	Livingstones
Final Rank	8
Fastest Section Time (Section)	0:11.32 (1400m)
Top Speed [km/h] (Section)	66.8 (Overall)
Race State	Finished



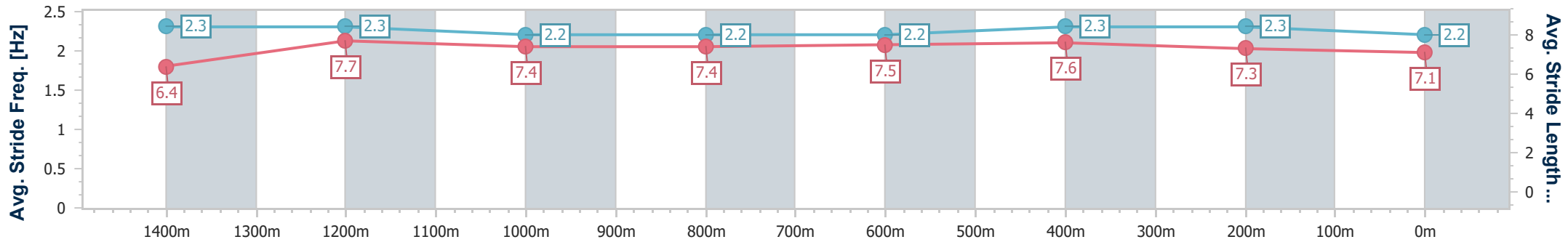
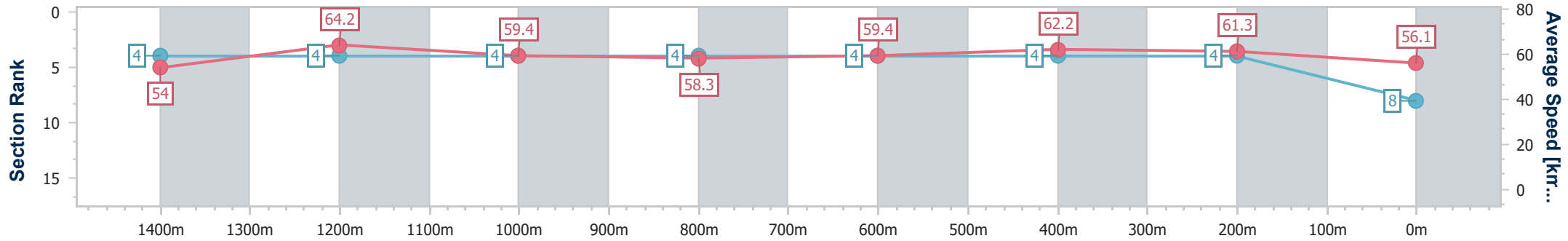
Sunshine Coast QLD Professional
 Race 7: NOOSA HEADS SLSC BENCHMARK 60 Handicap - 1600m



15 October 2023 - 16:23

Track Rating: Good 3, Weather: Fine, Rail Position: +8m Entire

Section	Overall	1400m	1200m	1000m	800m	600m	400m	200m
Section Times	1:38.03 [8] (0:13.33)	1:24.70 [4] (0:11.32)	1:13.38 [4] (0:12.15)	1:01.23 [4] (0:12.49)	0:48.74 [4] (0:12.30)	0:36.44 [4] (0:11.77)	0:24.67 [4] (0:11.73)	0:12.94 [4] (0:12.94)
Average Speed [km/h]	54.0	64.2	59.4	58.3	59.4	62.2	61.3	56.1
Top Speed [km/h]	66.8	66.3	61.1	59.1	61.8	63.1	62.5	59.7
Avg. Dist. to Rail [m]	5.6	3.5	3.5	3.3	2.5	2.9	5.3	5.4
Avg. Stride Freq. [Hz]	2.3	2.3	2.2	2.2	2.2	2.3	2.3	2.2
Avg. Stride Length [m]	6.4	7.7	7.4	7.4	7.5	7.6	7.3	7.1



- [] Ranking at each section and finish
- .-.- No data available at this section
- NA No data available



Horse/Jockey Name	Wicked'n' Lovin'it
Final Rank	9
Fastest Section Time (Section)	0:11.36 (1400m)
Top Speed [km/h] (Section)	66.2 (1400m)
Race State	Finished



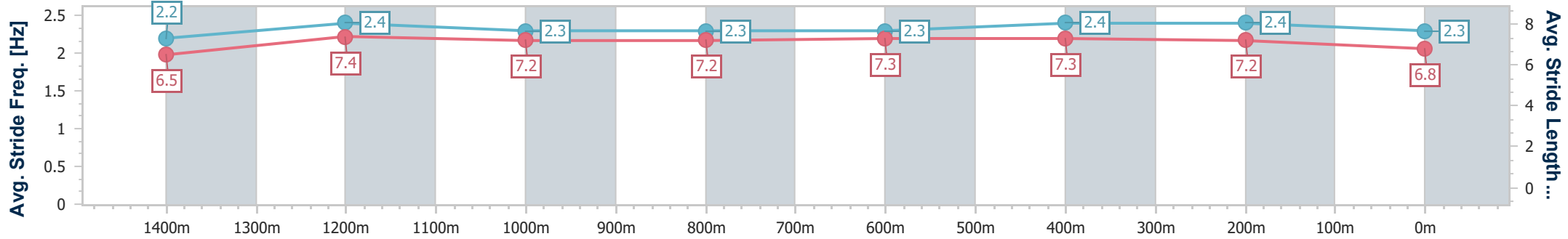
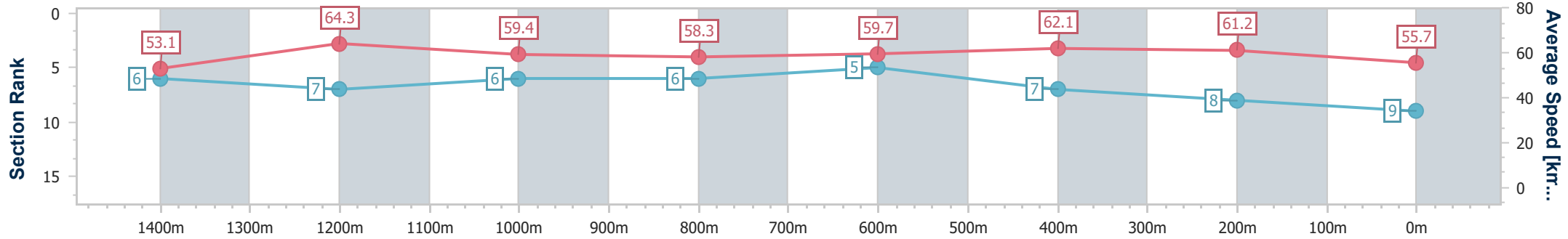
Sunshine Coast QLD Professional
Race 7: NOOSA HEADS SLSC BENCHMARK 60 Handicap - 1600m



15 October 2023 - 16:23

Track Rating: Good 3, Weather: Fine, Rail Position: +8m Entire

Section	Overall	1400m	1200m	1000m	800m	600m	400m	200m						
Section Times	1:38.37 [9] (0:13.59)	1:24.78 [6] (0:11.36)	1:13.42 [7] (0:12.13)	1:01.29 [6] (0:12.53)	0:48.76 [6] (0:12.26)	0:36.50 [5] (0:11.72)	0:24.78 [7] (0:11.79)	0:12.99 [8] (0:12.99)						
Average Speed [km/h]	53.1	64.3	59.4	58.3	59.7	62.1	61.2	55.7						
Top Speed [km/h]	65.2	66.2	62.4	58.7	62.2	63.4	62.3	59.4						
Avg. Dist. to Rail [m]	9.9	4.7	4.9	4.2	2.8	2.1	4.8	6.1						
Avg. Stride Freq. [Hz]	2.2	2.4	2.3	2.3	2.3	2.4	2.4	2.3						
Avg. Stride Length [m]	6.5	7.4	7.2	7.2	7.3	7.3	7.2	6.8						



- [] Ranking at each section and finish
- .-.- No data available at this section
- NA No data available



Horse/Jockey Name	Earn Out
Final Rank	10
Fastest Section Time (Section)	0:11.43 (1400m)
Top Speed [km/h] (Section)	65.3 (Overall)
Race State	Finished



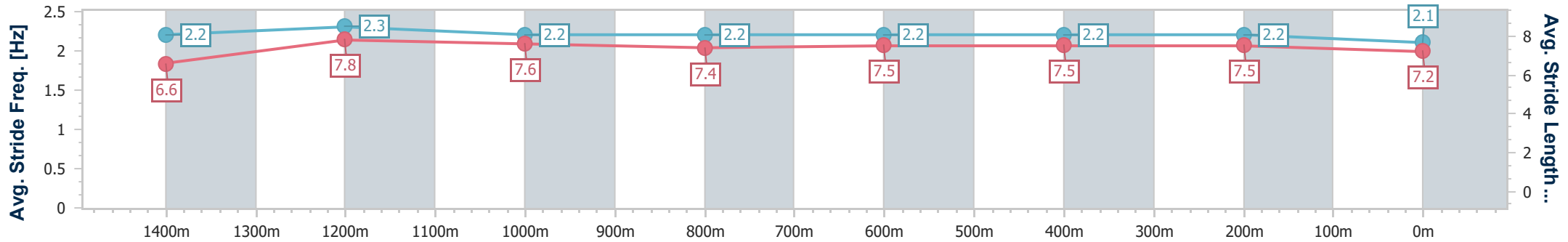
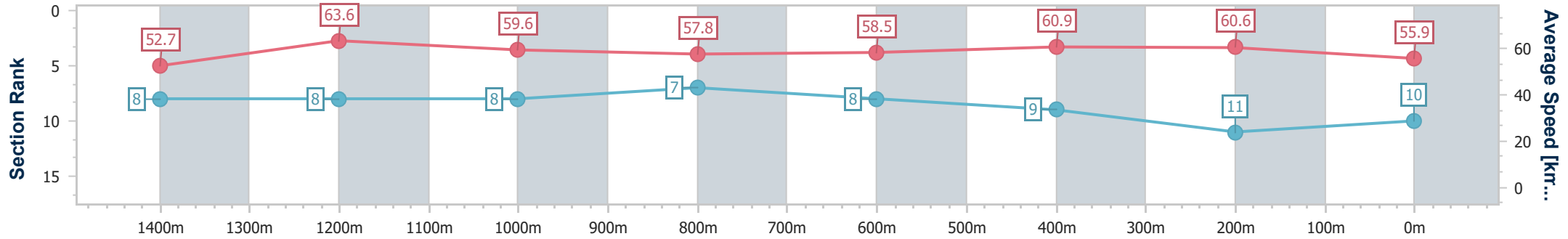
Sunshine Coast QLD Professional
 Race 7: NOOSA HEADS SLSC BENCHMARK 60 Handicap - 1600m



15 October 2023 - 16:23

Track Rating: Good 3, Weather: Fine, Rail Position: +8m Entire

Section	Overall	1400m	1200m	1000m	800m	600m	400m	200m
Section Times	1:38.66 [10] (0:13.65)	1:25.01 [8] (0:11.43)	1:13.58 [8] (0:12.10)	1:01.48 [8] (0:12.47)	0:49.01 [7] (0:12.45)	0:36.56 [8] (0:11.76)	0:24.80 [9] (0:11.89)	0:12.91 [11] (0:12.91)
Average Speed [km/h]	52.7	63.6	59.6	57.8	58.5	60.9	60.6	55.9
Top Speed [km/h]	65.3	65.1	61.5	59.8	60.1	61.5	61.3	59.1
Avg. Dist. to Rail [m]	1.9	2.6	2.9	2.2	1.3	0.5	1.1	2.2
Avg. Stride Freq. [Hz]	2.2	2.3	2.2	2.2	2.2	2.2	2.2	2.1
Avg. Stride Length [m]	6.6	7.8	7.6	7.4	7.5	7.5	7.5	7.2



- [] Ranking at each section and finish
- .-.- No data available at this section
- NA No data available



Horse/Jockey Name	Saddles
Final Rank	11
Fastest Section Time (Section)	0:11.15 (1400m)
Top Speed [km/h] (Section)	68.4 (1400m)
Race State	Finished



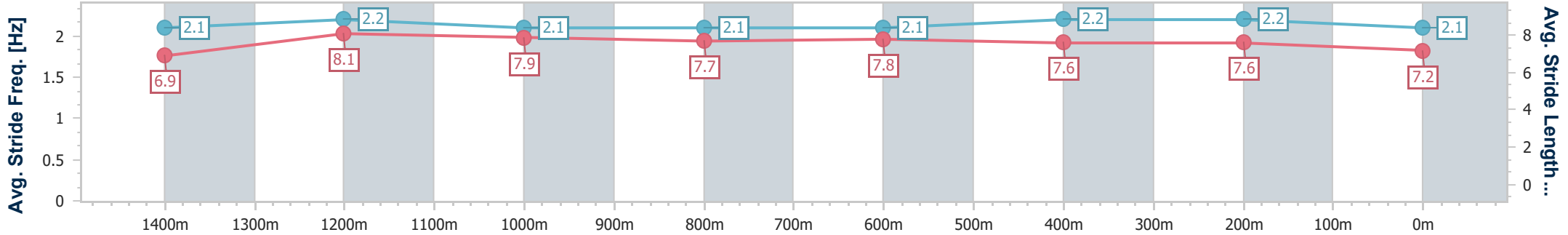
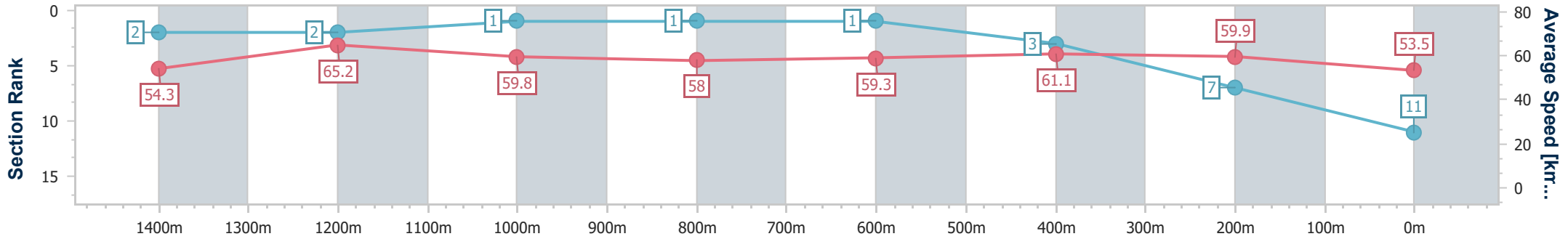
Sunshine Coast QLD Professional
Race 7: NOOSA HEADS SLSC BENCHMARK 60 Handicap - 1600m



15 October 2023 - 16:23

Track Rating: Good 3, Weather: Fine, Rail Position: +8m Entire

Section	Overall	1400m	1200m	1000m	800m	600m	400m	200m						
Section Times	1:38.80 [11] (0:13.30)	1:25.50 [2] (0:11.15)	1:14.35 [2] (0:12.09)	1:02.26 [1] (0:12.48)	0:49.78 [1] (0:12.32)	0:37.46 [1] (0:11.90)	0:25.56 [3] (0:12.01)	0:13.55 [7] (0:13.55)						
Average Speed [km/h]	54.3	65.2	59.8	58.0	59.3	61.1	59.9	53.5						
Top Speed [km/h]	67.3	68.4	62.2	58.8	61.8	61.8	61.5	57.1						
Avg. Dist. to Rail [m]	8.9	4.2	3.0	3.1	2.2	1.8	3.3	3.8						
Avg. Stride Freq. [Hz]	2.1	2.2	2.1	2.1	2.1	2.2	2.2	2.1						
Avg. Stride Length [m]	6.9	8.1	7.9	7.7	7.8	7.6	7.6	7.2						



- [] Ranking at each section and finish
- .-.- No data available at this section
- NA No data available