



Aquis Park Gold Coast Poly QLD Professional

Race 2: ATTWOOD MARSHALL LAWYERS Maiden Plate - 1540m

21 October 2023 - 13:09



Track Rating: Synthetic, Weather: Fine, Rail Position: True

| Section | | Overall | 1400m | 1200m | 1000m | 800m | 600m | 400m | Last 600m | | | | |
|-------------|---|----------------------|----------------------|----------------------|--------------------------|--------------------------|--------------------------|--------------------------|--------------------------|--------------------------|--------------------------|---------|------------------------|
| Field Times | | 1:34.78 (0:10.17) | 1:24.61 (0:11.31) | 1:13.30 (0:11.48) | 1:01.82 (0:12.33) | 0:49.49 (0:12.31) | 0:37.18 (0:12.14) | 0:25.04 (0:12.51) | 0:37.18 | | | | |
| Rank | TAB Horse/Jockey | Barrier | Top Speed [km/h] | Fastest Section | | | | | | | | | Distance Travelled [m] |
| 1 | 4 SIR LORD Karl Zechner | 7 | 65.7 1200m | 0:10.17 Overall | 1:34.78 [1] (0:10.17) | 1:24.61 [1] (0:11.31) | 1:13.30 [1] (0:11.48) | 1:01.82 [1] (0:12.38) | 0:49.44 [2] (0:12.43) | 0:37.01 [2] (0:12.16) | 0:24.85 [2] (0:12.35) | 0:37.01 | |
| 2 | 5 ANOTHERLOVELYDAY Wanderson D'Avila | 4 | 66.6 1400m | 0:10.25 Overall | 1:35.34 [2] (0:10.25) | 1:25.09 [2] (0:11.30) | 1:13.79 [3] (0:11.48) | 1:02.31 [2] (0:12.26) | 0:50.05 [1] (0:12.31) | 0:37.74 [1] (0:12.14) | 0:25.60 [1] (0:12.51) | 0:37.74 | -5 |
| 3 | 7 MAGIC OF MILLO Girish Goomany | 5 | 64.7 1400m | 0:10.26 Overall | 1:35.90 [3] (0:10.26) | 1:25.64 [3] (0:11.28) | 1:14.36 [2] (0:11.66) | 1:02.70 [3] (0:12.34) | 0:50.36 [4] (0:12.39) | 0:37.97 [4] (0:12.14) | 0:25.83 [4] (0:12.71) | 0:37.97 | -2 |
| 4 | 3 ROMEUS Craig Robertson | 2 | 65.9 Overall | 0:10.59 Overall | 1:36.95 [4] (0:10.59) | 1:26.36 [6] (0:11.23) | 1:15.13 [4] (0:11.59) | 1:03.54 [6] (0:12.34) | 0:51.20 [6] (0:12.25) | 0:38.95 [6] (0:12.30) | 0:26.65 [6] (0:13.02) | 0:38.95 | +3 |
| 5 | 2 RAINWATER Stacey Callow | 1 | 66.7 1200m | 0:10.47 Overall | 1:37.03 [5] (0:10.47) | 1:26.56 [4] (0:11.43) | 1:15.13 [5] (0:11.32) | 1:03.81 [4] (0:12.25) | 0:51.56 [3] (0:12.51) | 0:39.05 [5] (0:12.08) | 0:26.97 [3] (0:12.79) | 0:39.05 | -6 |
| 6 | 1 CAPTURED IN TIME Ronald Simpson | 3 | 65.4 1200m | 0:10.58 Overall | 1:37.29 [6] (0:10.58) | 1:26.71 [5] (0:11.44) | 1:15.27 [6] (0:11.30) | 1:03.97 [5] (0:12.27) | 0:51.70 [5] (0:12.26) | 0:39.44 [3] (0:12.41) | 0:27.03 [5] (0:13.17) | 0:39.44 | +2 |

Scratched: Hit 'Em Up (#6)

[] Ranking at each section and finish
 -:-:- No data available at this section
 NA No data available

SCN Saddle cloth number
 DNF Did not finish
 DNT Did not track



Aquis Park Gold Coast Poly QLD Professional
Race 2: ATTWOOD MARSHALL LAWYERS Maiden Plate - 1540m
21 October 2023 - 13:09



Track Rating: Synthetic, Weather: Fine, Rail Position: True

| Section | | | | | | | 200m | | | Last 600m |
|-------------|-----|--|---------|------------------|--------------------|--------------------------|----------------------|--|------------------------|-----------|
| Field Times | | | | | | | 0:12.53 (0:12.53) | | | 0:37.18 |
| Rank | TAB | Horse/Jockey | Barrier | Top Speed [km/h] | Fastest Section | Margin | | | Distance Travelled [m] | |
| 1 | 4 | SIR LORD Karl Zechner | 7 | 65.7 1200m | 0:10.17 Overall | 0:12.50 [2] (0:12.50) | 1:34.78 | | 0:37.01 | |
| 2 | 5 | ANOTHERLOVELYDAY Wanderson D'Avila | 4 | 66.6 1400m | 0:10.25 Overall | 0:13.09 [1] (0:13.09) | 3.3L | | 0:37.74 -5 | |
| 3 | 7 | MAGIC OF MILLO Girish Goomany | 5 | 64.7 1400m | 0:10.26 Overall | 0:13.12 [3] (0:13.12) | 6.6L | | 0:37.97 -2 | |
| 4 | 3 | ROMEUS Craig Robertson | 2 | 65.9 Overall | 0:10.59 Overall | 0:13.63 [5] (0:13.63) | 12.6L | | 0:38.95 +3 | |
| 5 | 2 | RAINEWATER Stacey Callow | 1 | 66.7 1200m | 0:10.47 Overall | 0:14.18 [4] (0:14.18) | 13L | | 0:39.05 -6 | |
| 6 | 1 | CAPTURED IN TIME Ronald Simpson | 3 | 65.4 1200m | 0:10.58 Overall | 0:13.86 [6] (0:13.86) | 14.5L | | 0:39.44 +2 | |

Scratched: Hit 'Em Up (#6)

[] Ranking at each section and finish
 -:-:-:- No data available at this section
 NA No data available

SCN Saddle cloth number
 DNF Did not finish
 DNT Did not track



| | |
|--------------------------------|-------------------|
| Horse/Jockey Name | Sir Lord |
| Final Rank | 1 |
| Fastest Section Time (Section) | 0:10.17 (Overall) |
| Top Speed [km/h] (Section) | 65.7 (1200m) |
| Race State | Finished |



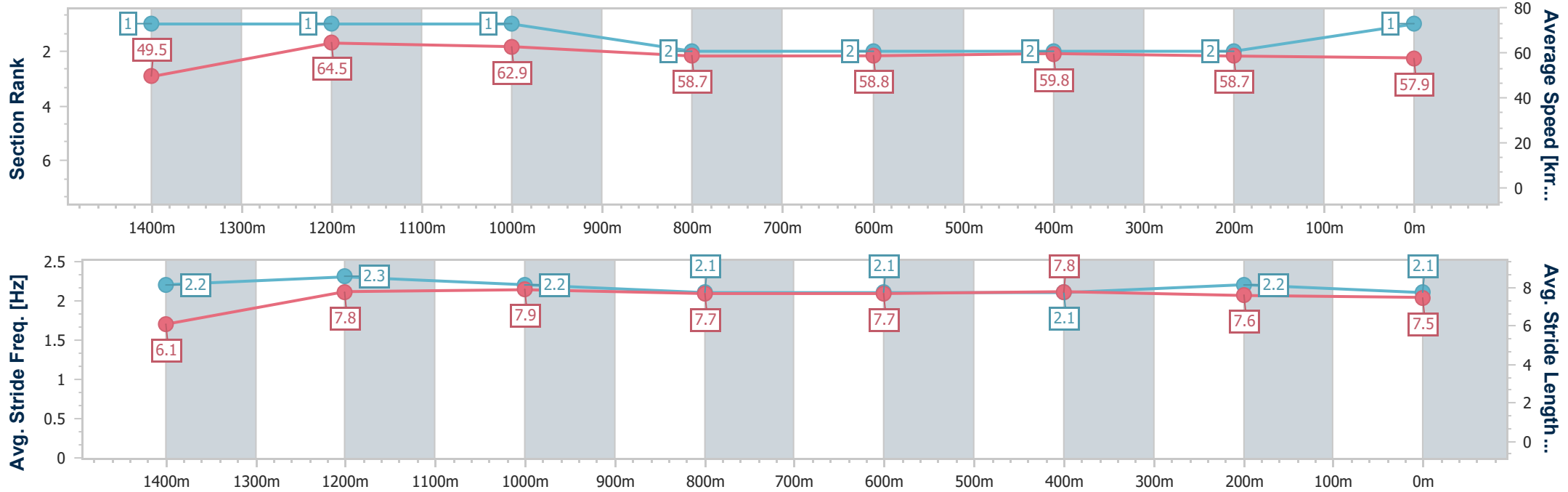
Aquis Park Gold Coast Poly QLD Professional
Race 2: ATTWOOD MARSHALL LAWYERS Maiden Plate - 1540m



21 October 2023 - 13:09

Track Rating: Synthetic, Weather: Fine, Rail Position: True

| Section | Overall | 1400m | 1200m | 1000m | 800m | 600m | 400m | 200m |
|------------------------|--------------------------|--------------------------|--------------------------|--------------------------|--------------------------|--------------------------|--------------------------|--------------------------|
| Section Times | 1:34.78 [1] (0:10.17) | 1:24.61 [1] (0:11.31) | 1:13.30 [1] (0:11.48) | 1:01.82 [1] (0:12.38) | 0:49.44 [2] (0:12.43) | 0:37.01 [2] (0:12.16) | 0:24.85 [2] (0:12.35) | 0:12.50 [2] (0:12.50) |
| Average Speed [km/h] | 49.5 | 64.5 | 62.9 | 58.7 | 58.8 | 59.8 | 58.7 | 57.9 |
| Top Speed [km/h] | 64.3 | 65.4 | 65.7 | 59.7 | 60.9 | 61.0 | 60.4 | 60.4 |
| Avg. Dist. to Rail [m] | 5.9 | 2.0 | 2.8 | 2.6 | 3.1 | 2.5 | 3.3 | 4.1 |
| Avg. Stride Freq. [Hz] | 2.2 | 2.3 | 2.2 | 2.1 | 2.1 | 2.1 | 2.2 | 2.1 |
| Avg. Stride Length [m] | 6.1 | 7.8 | 7.9 | 7.7 | 7.7 | 7.8 | 7.6 | 7.5 |



- [] Ranking at each section and finish
- .-.- No data available at this section
- NA No data available



| | |
|--------------------------------|-------------------|
| Horse/Jockey Name | Anotherlovelyday |
| Final Rank | 2 |
| Fastest Section Time (Section) | 0:10.25 (Overall) |
| Top Speed [km/h] (Section) | 66.6 (1400m) |
| Race State | Finished |



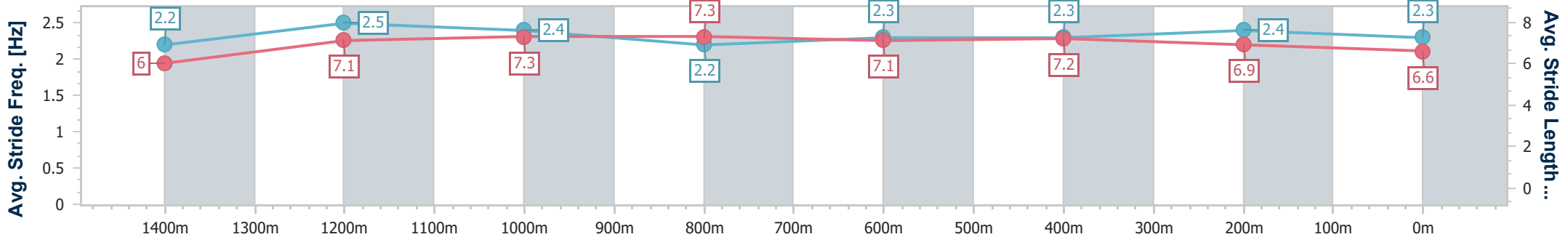
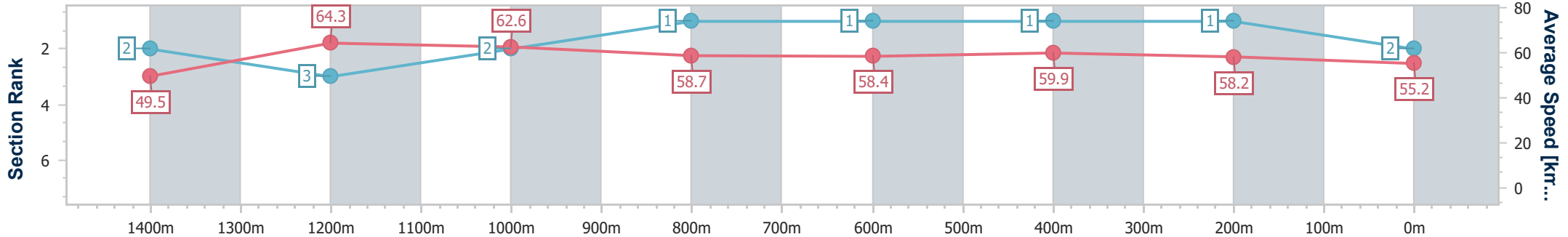
Aquis Park Gold Coast Poly QLD Professional
 Race 2: ATTWOOD MARSHALL LAWYERS Maiden Plate - 1540m



21 October 2023 - 13:09

Track Rating: Synthetic, Weather: Fine, Rail Position: True

| Section | Overall | 1400m | 1200m | 1000m | 800m | 600m | 400m | 200m |
|------------------------|--------------------------|--------------------------|--------------------------|--------------------------|--------------------------|--------------------------|--------------------------|--------------------------|
| Section Times | 1:35.34 [2] (0:10.25) | 1:25.09 [2] (0:11.30) | 1:13.79 [3] (0:11.48) | 1:02.31 [2] (0:12.26) | 0:50.05 [1] (0:12.31) | 0:37.74 [1] (0:12.14) | 0:25.60 [1] (0:12.51) | 0:13.09 [1] (0:13.09) |
| Average Speed [km/h] | 49.5 | 64.3 | 62.6 | 58.7 | 58.4 | 59.9 | 58.2 | 55.2 |
| Top Speed [km/h] | 63.6 | 66.6 | 65.3 | 61.2 | 59.8 | 60.9 | 59.1 | 57.0 |
| Avg. Dist. to Rail [m] | 4.4 | 1.4 | 2.7 | 1.4 | 0.5 | 1.5 | 3.5 | 1.4 |
| Avg. Stride Freq. [Hz] | 2.2 | 2.5 | 2.4 | 2.2 | 2.3 | 2.3 | 2.4 | 2.3 |
| Avg. Stride Length [m] | 6.0 | 7.1 | 7.3 | 7.3 | 7.1 | 7.2 | 6.9 | 6.6 |



- [] Ranking at each section and finish
- .-.- No data available at this section
- NA No data available



| | |
|--------------------------------|-------------------|
| Horse/Jockey Name | Magic Of Millo |
| Final Rank | 3 |
| Fastest Section Time (Section) | 0:10.26 (Overall) |
| Top Speed [km/h] (Section) | 64.7 (1400m) |
| Race State | Finished |



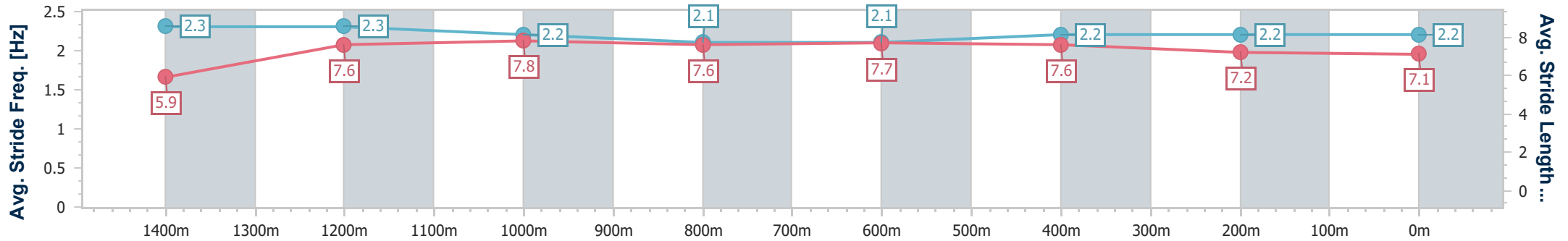
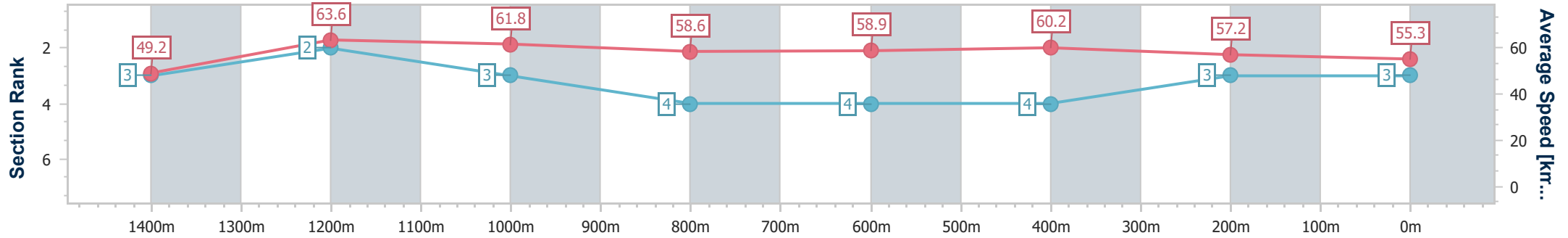
Aquis Park Gold Coast Poly QLD Professional
Race 2: ATTWOOD MARSHALL LAWYERS Maiden Plate - 1540m



21 October 2023 - 13:09

Track Rating: Synthetic, Weather: Fine, Rail Position: True

| Section | Overall | 1400m | 1200m | 1000m | 800m | 600m | 400m | 200m |
|------------------------|--------------------------|--------------------------|--------------------------|--------------------------|--------------------------|--------------------------|--------------------------|--------------------------|
| Section Times | 1:35.90 [3] (0:10.26) | 1:25.64 [3] (0:11.28) | 1:14.36 [2] (0:11.66) | 1:02.70 [3] (0:12.34) | 0:50.36 [4] (0:12.39) | 0:37.97 [4] (0:12.14) | 0:25.83 [4] (0:12.71) | 0:13.12 [3] (0:13.12) |
| Average Speed [km/h] | 49.2 | 63.6 | 61.8 | 58.6 | 58.9 | 60.2 | 57.2 | 55.3 |
| Top Speed [km/h] | 64.3 | 64.7 | 64.1 | 59.9 | 60.2 | 61.5 | 58.9 | 56.4 |
| Avg. Dist. to Rail [m] | 5.0 | 0.4 | 0.6 | 0.7 | 2.3 | 3.3 | 5.7 | 6.1 |
| Avg. Stride Freq. [Hz] | 2.3 | 2.3 | 2.2 | 2.1 | 2.1 | 2.2 | 2.2 | 2.2 |
| Avg. Stride Length [m] | 5.9 | 7.6 | 7.8 | 7.6 | 7.7 | 7.6 | 7.2 | 7.1 |



- [] Ranking at each section and finish
- .-.- No data available at this section
- NA No data available



| | |
|--------------------------------|-------------------|
| Horse/Jockey Name | Romeus |
| Final Rank | 4 |
| Fastest Section Time (Section) | 0:10.59 (Overall) |
| Top Speed [km/h] (Section) | 65.9 (Overall) |
| Race State | Finished |



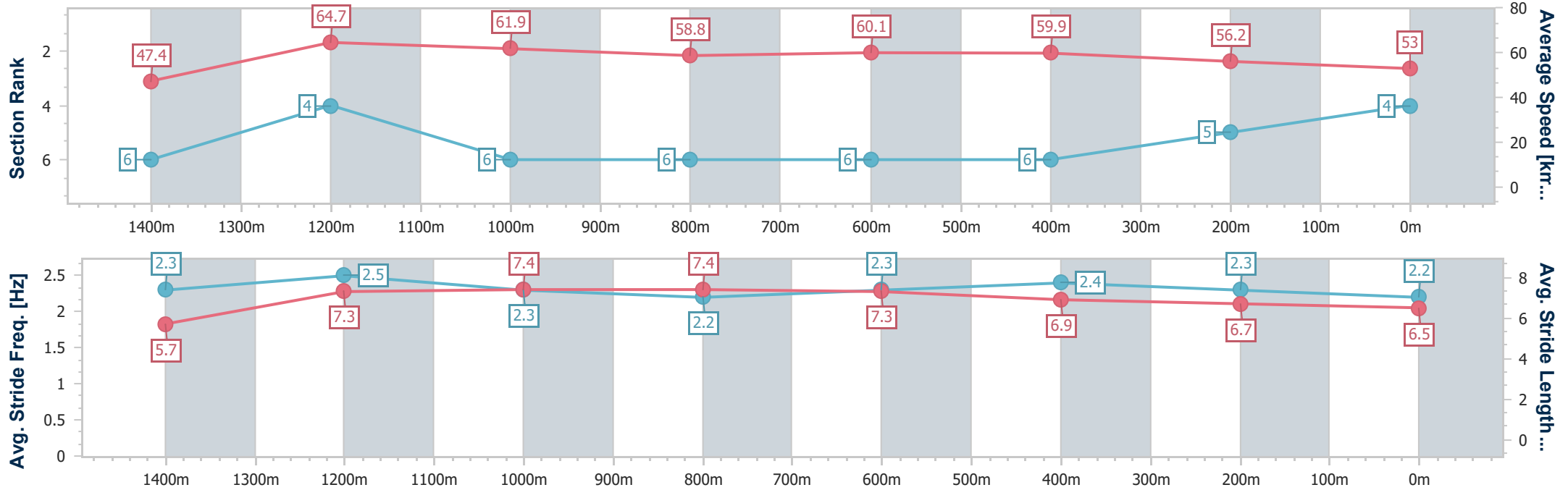
Aquis Park Gold Coast Poly QLD Professional
Race 2: ATTWOOD MARSHALL LAWYERS Maiden Plate - 1540m



21 October 2023 - 13:09

Track Rating: Synthetic, Weather: Fine, Rail Position: True

| Section | Overall | 1400m | 1200m | 1000m | 800m | 600m | 400m | 200m |
|------------------------|--------------------------|--------------------------|--------------------------|--------------------------|--------------------------|--------------------------|--------------------------|--------------------------|
| Section Times | 1:36.95 [4] (0:10.59) | 1:26.36 [6] (0:11.23) | 1:15.13 [4] (0:11.59) | 1:03.54 [6] (0:12.34) | 0:51.20 [6] (0:12.25) | 0:38.95 [6] (0:12.30) | 0:26.65 [6] (0:13.02) | 0:13.63 [5] (0:13.63) |
| Average Speed [km/h] | 47.4 | 64.7 | 61.9 | 58.8 | 60.1 | 59.9 | 56.2 | 53.0 |
| Top Speed [km/h] | 65.9 | 65.1 | 65.2 | 59.9 | 62.9 | 62.9 | 57.8 | 54.8 |
| Avg. Dist. to Rail [m] | 2.8 | 0.7 | 1.0 | 1.8 | 4.0 | 5.5 | 6.3 | 6.2 |
| Avg. Stride Freq. [Hz] | 2.3 | 2.5 | 2.3 | 2.2 | 2.3 | 2.4 | 2.3 | 2.2 |
| Avg. Stride Length [m] | 5.7 | 7.3 | 7.4 | 7.4 | 7.3 | 6.9 | 6.7 | 6.5 |



- [] Ranking at each section and finish
- .-.- No data available at this section
- NA No data available



| | |
|--------------------------------|-------------------|
| Horse/Jockey Name | Rainewater |
| Final Rank | 5 |
| Fastest Section Time (Section) | 0:10.47 (Overall) |
| Top Speed [km/h] (Section) | 66.7 (1200m) |
| Race State | Finished |



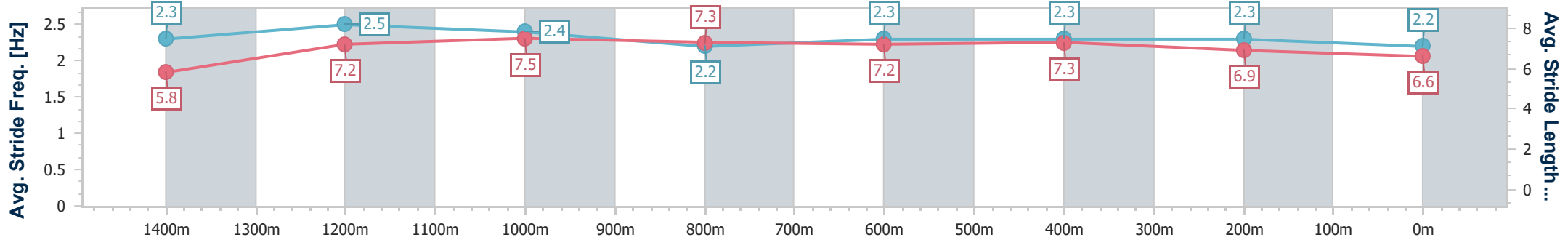
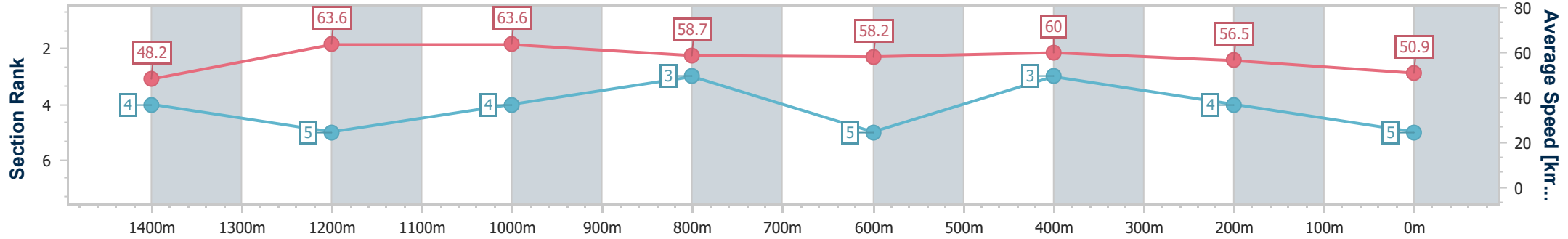
Aquis Park Gold Coast Poly QLD Professional
Race 2: ATTWOOD MARSHALL LAWYERS Maiden Plate - 1540m



21 October 2023 - 13:09

Track Rating: Synthetic, Weather: Fine, Rail Position: True

| Section | Overall | 1400m | 1200m | 1000m | 800m | 600m | 400m | 200m |
|------------------------|--------------------------|--------------------------|--------------------------|--------------------------|--------------------------|--------------------------|--------------------------|--------------------------|
| Section Times | 1:37.03 [5] (0:10.47) | 1:26.56 [4] (0:11.43) | 1:15.13 [5] (0:11.32) | 1:03.81 [4] (0:12.25) | 0:51.56 [3] (0:12.51) | 0:39.05 [5] (0:12.08) | 0:26.97 [3] (0:12.79) | 0:14.18 [4] (0:14.18) |
| Average Speed [km/h] | 48.2 | 63.6 | 63.6 | 58.7 | 58.2 | 60.0 | 56.5 | 50.9 |
| Top Speed [km/h] | 64.7 | 66.0 | 66.7 | 60.8 | 60.9 | 61.3 | 58.7 | 54.3 |
| Avg. Dist. to Rail [m] | 5.5 | 1.3 | 0.5 | 0.4 | 1.7 | 1.0 | 1.7 | 2.6 |
| Avg. Stride Freq. [Hz] | 2.3 | 2.5 | 2.4 | 2.2 | 2.3 | 2.3 | 2.3 | 2.2 |
| Avg. Stride Length [m] | 5.8 | 7.2 | 7.5 | 7.3 | 7.2 | 7.3 | 6.9 | 6.6 |



- [] Ranking at each section and finish
- .-.- No data available at this section
- NA No data available



| | |
|--------------------------------|-------------------|
| Horse/Jockey Name | Captured In Time |
| Final Rank | 6 |
| Fastest Section Time (Section) | 0:10.58 (Overall) |
| Top Speed [km/h] (Section) | 65.4 (1200m) |
| Race State | Finished |



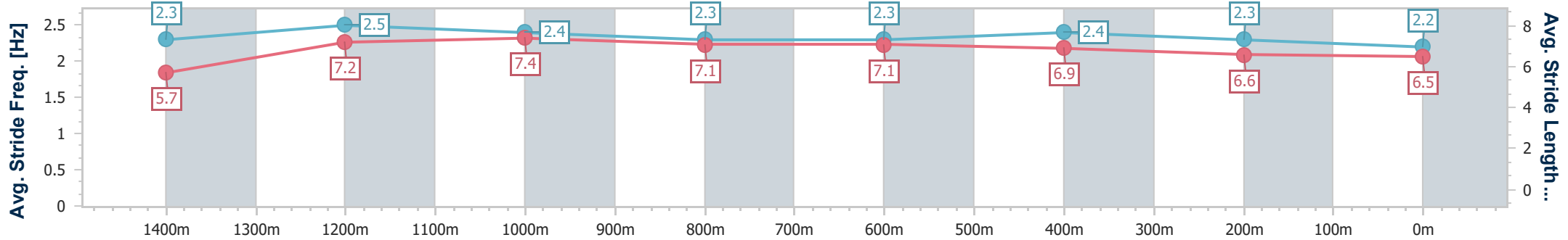
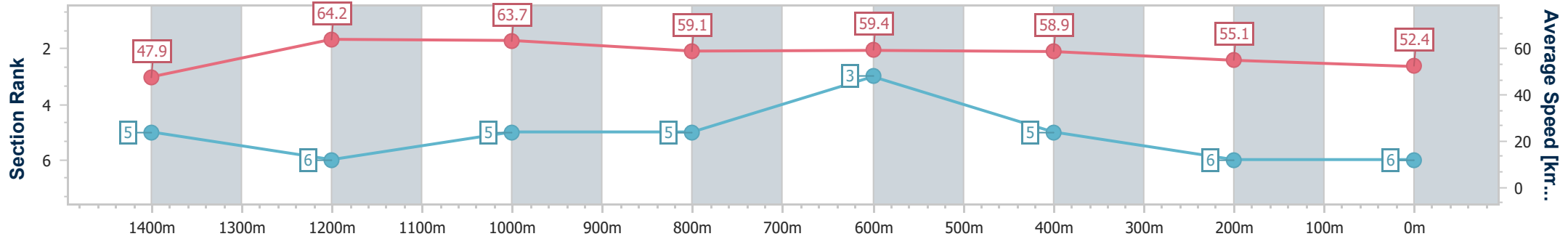
Aquis Park Gold Coast Poly QLD Professional
Race 2: ATTWOOD MARSHALL LAWYERS Maiden Plate - 1540m



21 October 2023 - 13:09

Track Rating: Synthetic, Weather: Fine, Rail Position: True

| Section | Overall | 1400m | 1200m | 1000m | 800m | 600m | 400m | 200m |
|------------------------|--------------------------|--------------------------|--------------------------|--------------------------|--------------------------|--------------------------|--------------------------|--------------------------|
| Section Times | 1:37.29 [6] (0:10.58) | 1:26.71 [5] (0:11.44) | 1:15.27 [6] (0:11.30) | 1:03.97 [5] (0:12.27) | 0:51.70 [5] (0:12.26) | 0:39.44 [3] (0:12.41) | 0:27.03 [5] (0:13.17) | 0:13.86 [6] (0:13.86) |
| Average Speed [km/h] | 47.9 | 64.2 | 63.7 | 59.1 | 59.4 | 58.9 | 55.1 | 52.4 |
| Top Speed [km/h] | 65.1 | 65.1 | 65.4 | 60.7 | 60.4 | 61.3 | 56.5 | 54.2 |
| Avg. Dist. to Rail [m] | 4.6 | 2.6 | 2.4 | 2.4 | 1.8 | 3.2 | 4.8 | 4.2 |
| Avg. Stride Freq. [Hz] | 2.3 | 2.5 | 2.4 | 2.3 | 2.3 | 2.4 | 2.3 | 2.2 |
| Avg. Stride Length [m] | 5.7 | 7.2 | 7.4 | 7.1 | 7.1 | 6.9 | 6.6 | 6.5 |



- [] Ranking at each section and finish
- .-.- No data available at this section
- NA No data available